


KING SABATA DALINDYEBO MUNICIPALITY



19/04/18
MUNICIPAL MANAGER
King Sabata Dalindyebo
S. M. M. M.

11h43
(M)

TO : COUNCIL
FROM : EXECUTIVE MAYOR
DATE : 19 APRIL 2018

SPEAKER

2018 -04- 19

KING SABATA DALINDYEBO MUNICIPALITY

REPORT TO COUNCIL IN TERMS OF SECTION 52 D OF THE MUNICIPAL FINANCE MANAGEMENT ACT FOR THE QUARTER ENDED 31 MARCH 2018.

1. PURPOSE OF THIS REPORT

The purpose of the report is to present the financial status of the municipality in terms of section 52 D of the MFMA for the period ended 31 March 2018

2. LEGAL AND STATUTORY REQUIREMENTS

- In terms of section 71 of the MFMA 56 of 2003 the Accounting Officer has a responsibility of submitting to the Executive Mayor within 10 working days the state of the Municipalities budget, subsequent to that the Executive Mayor has to report to council within 30 days of the end of each quarter that is in line with Section 52d of the MFMA 56 of 2003.
- Chapter 9 Section 96 of the Municipal Systems Act 32 of 2000 requires that the municipality must collect all monies due and payable.
- Section 11(4) (a) requires the Accounting Officer to report within 30 days after the end of each quarter to the Municipal Council a consolidated report of all withdrawals made in terms of section (1)(b) to (j)

3. BACKGROUD AND REASONING

In the section 52 d report for the quarter ended 30 June 2017 is highlighting the following significant variances:

- Property rates reflects as shortfall of R21.4 million, this is mainly due to delays in the implementation of supplementary valuations and inclusion of new developments in the municipal billing after supplementary valuations. Of the total billed income for rates and services amounting to R216.8 million has been collected representing 68% of total billed income.
 - Attempts are being made to fast track the finalization of supplementary valuations by the Municipal Valuer.
- Refuse removal reflects as shortfall of 4.9 million, this might be due to increase in the number of properties levied for refuse removal. R28 million has been collected representing 56 % of the billed income of R 50 million.
 - Tariffs for the refuse removal in Coffee Bay, Hole in the Wall, Viedgesville and peri- urban areas must be established to recover costs associated with the collection.
- Electricity shows a shortfall of R16.9 million. Prepaid electricity shows a shortfall of 37.4 % million and billed electricity income a surplus of R 20.5 million. This will change during cold months of the year. The collection rate for billed electricity is 109 %.
- Fire Brigade fees billed income shows a surplus of 1.3 million possible due to increase in number of properties billed. Refer to property rates to establish the recovery rate.
- Rental of facilities and equipment shows a shortfall of R3.3 million. The collection rate is 34 % of the billed income. This is mainly due to under collection in some line items within rental facilities.
 - Rental of containers shows a shortfall of 1 million
 - Munitata Rentals shows a shortfall of 2.1 million. Revenue collection plans should be developed by Human Settlements.
 - No income has been collected on rental of MPCC's budgeted for at R 10.9 million. Revenue collection plans should be developed by Community Services.
- Licenses and permits shows a shortfall of R1.7 million
- Interest on outstanding debtors shows a shortfall of R 1.7 million. This has to be assessed against movement in debtors.
- Grants and subsidies operational shows an underspending of 10.9 million. Attempts should be made to increase spending.

- Grant and subsidies capital shows a surplus of R29 million.
- Other revenue shows a shortfall of R1.2 million.

4. FINANACIAL IMPLICATIONS

Expenditure for the quarter ended 31 March 2018.

5. STAFF IMPLICATIONS

Employee costs for the quarter ended 31 March 2018.

6. RECOMMENDATIONS

It is recommended that the Mayoral Committee

notes:

- Section 52 (d) reports for the Third Quarter of the 2017/18 Financial Year.
- Section 66 report for the Third Quarter of the 2017/18 Financial Year.
- Paragraph 6 (SCM regulations) report for the Third Quarter of the 2017/18 Financial Year.
- Paragraph 36 (SCM regulations) report for the Third Quarter of the 2015/16 Financial Year



CLLR D. ZOZO

EXECUTIVE MAYOR- KSD LM



SECTION 52D REPORT FOR THE QUARTER ENDED 31 MARCH 2018.

1. PURPOSE

To present the financial status of the municipality in terms of Section 52d report of the Municipal Finance Management Act for the quarter ended 31 March 2018.

2. LEGAL/STATUTORY REQUIREMENTS.

- In terms of section 71 of the MFMA 56 of 2003 the Accounting Officer has a responsibility of submitting to the Executive Mayor within 10 working days the state of the Municipality's budget, subsequent to that the Executive Mayor has to report to council within 30 days of the end of each quarter that is in line with section 52d of the MFMA 56 of 2003.
- Chapter 9 Section 96 of the Municipal Systems Act 32 of 2000 requires that the municipality must collect all monies due and payable.
- Section 11(4) (a) requires the Accounting Officer to report within 30 days after the end of each quarter to the Municipal Council a consolidated report of all withdrawals made in terms of section (1)(b) to (j)

3. BACKGROUND AND REASONING

In the Section 52d report for the quarter ended 31 March 2018 is highlighting the following significant Variances:

- Property rates reflects a shortfall of R21.4 million this is mainly due to delays in the implementation of supplementary valuations and inclusion of new developments in the municipal billing after supplementary valuations. Of the total billed income for rates and services amounting to R216.8 million R147 million has been collected representing 68% of total billed income.
 - Attempts are being made to fast track the finalization of supplementary valuations by the municipal valuer.
- Refuse removal reflects a surplus of R4.9 million this might be due to increases in the number of properties levied for refuse removal. R28 million has been collected representing 56% of the billed income of R50 million
 - Tariffs for the refuse removal in Coffee Bay, Hole in the Wall, Vidgesville and peri urban areas must be established to recover costs associated with the collection.

- Electricity shows a shortfall of R16.9 million. Prepaid electricity shows a shortfall of R37.4 million and billed electricity income a surplus R20.5 million. This will change during the cold months of the year. The collection rate for billed electricity is 109%.
- Fire brigade fees billed income shows a surplus of R1.3 million possible due to increase in number of properties billed. Refer to property rates to establish the recovery rate.
- Rental of facilities and Equipment shows a shortfall of R3.3 million. The collection rate is 34% of the billed income. This is mainly due to under-collection in some line items within rental of facilities:-
 - Rental of containers show a shortfall of R1 million.
 - Munitata Rentals show a shortfall of R2.1 million. Revenue collection plans should be developed Human Settlements.
 - No income has been collected on rental of MPCCs budgeted for at R1 million. Revenue collection plans should be developed by Community Services.
- Licenses and permits shows a shortfall of R1.7 million.
- Grants and subsidies operational shows an underspending of R10.9 million. Attempts should be made to increase spending.
- Grant and subsidies capital shows a surplus of R29 million.
- Interest on outstanding debtors shows a shortfall of R1.7 million. This has to be assessed against movement in debtors.
- Other revenue show a shortfall of R1.2 million.

4. FINANCIAL IMPLICATIONS

Expenditure for the quarter ended on 31 March 2017.

5. STAFF IMPLICATIONS

Employee costs for the quarter ended 31 March 2017.

6. RECOMMENDATIONS


It is recommended that the council notes:

- Section 52 (d) reports for the Third Quarter of the 2017/18 Financial Year.
- Section 66 report for the Third Quarter of the 2017/18 Financial Year.
- Paragraph 6 (SCM regulations) report for the Third Quarter of the 2017/18 Financial Year.
- Paragraph 36 (SCM regulations) report for the Third Quarter of the 2017/18 financial year



L.P. MAKA
ACTING MUNICIPAL MANAGER

000. 6



K.S.D. MUNICIPALITY	
DATE:	16-04-2018
TIME:	16H00
RECEIVED BY:	V. L. S. N. A.
MUNICIPALITY COO'S OFFICE	

QUARTERLY REPORT IN TERMS OF SECTION 52 D OF THE MUNICIPAL FINANCE MANAGEMENT ACT FOR THE QUARTER ENDED 31 MARCH 2018

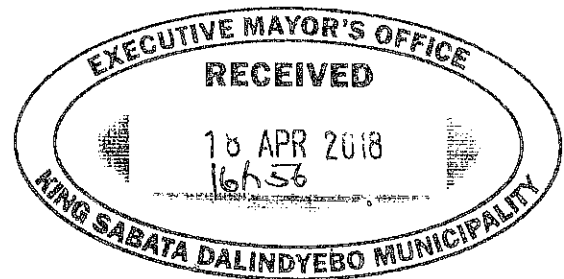


TABLE OF CONTENT

1. PURPOSE OF THIS REPORT
2. LEGAL AND STATUTORY REQUIREMENTS
3. RECOMMENDATIONS

PART ONE

4. OPERATING REVENUE
- 4.1 COMMENTS ON MATERIAL VARIANCES
- 4.2 RECEIPTS VERSUS BILLINNG
5. OPERATING EXPENDITURE
- 5.1 COMMENTS ON MATERIAL EXPENDITUIRE VARIANCES
6. DEPARTMENTAL REVENUE AND EXPENDITURE REPORT
- 6.1 EXECUTIVE AND COUNCIL
- 6.2 CORPORATE SERVICES
- 6.3 BUDGET AND TREASURY
- 6.4 PSED
- 6.5 HUMAN SETTLEMENTS
- 6.6 COMMUNITY SERVICES
- 6.7 PUBLIC SAFETY
- 6.8 TECHNICAL SERVICES
7. CAPITAL EXPENDITURE REPORT FOR THE PERIOD
- 7.1 COMMENTS ON CAPITAL EXPENDITURE REPORT FOR THE PERIOD

PART TWO

8. FINANCIAL POSITION DEBTORS AGE ANALYSIS
- 8.1 COUNCILLORS DEBTORS
- 8.2 COUNCILLORS OVERPAYMENT
- 8.3 STAFF DEBTORS
- 8.4 GOVERNMENT GRANTS AND SIBSIDIES
- 8.5 DEDICATED ACCOUNTS / GRANTS INVESTMENTS
- 8.6 INVESTMENTS OWN
- 8.7 CASHFLOW STATEMENTS
- 8.8 CREDITORS AGE ANALYSIS
- 8.9 LONG AND SHORT TERM BORROWINGS

PART THREE

9. SECTION 66 REPORT FOR THE QUARTER ENDED 31 MARCH 2018
- 9.1 COMMENTS ON EMPLOYEE RELATED COSTS
- 9.2 DETAILED REPORT ON ALLOWANCE

PART FOUR

10. ASSET MANAGEMENT
- 10.1 FUEL CONSUMPTION
- 10.2 REPORT FOR PROPRTY, PLANT AND EQUIPMENT

PART FIVE

11. SUPPLY CHAIN MANAGEMENT

1. PURPOSE OF THIS REPORT

The purpose of the report is to present the financial status of the municipality in terms of Section 52 D of the MFMA for the period ended 31 March 2018

2. LEGAL AND STATUTORY REQUIREMENTS

- In terms of section 71 of the MFMA 56 of 2003 the Accounting Officer has a responsibility of submitting to the Executive Mayor within 10 working days the state of the Municipalities budget, subsequent to that the Executive Mayor has to report to council within 30 days of the end of each quarter that is in line with section 52d of the MFMA 56 of 2003.
- Chapter 9 Section 96 of the Municipal Systems Act 32 of 2000 requires that the municipality must collect all monies due and payable.
- Section 11(4) (a) requires the Accounting Officer to report within 30 days after the end of each quarter to the Municipal Council a consolidated report of all withdrawals made in terms of section (1)(b) to (j)

3. RECOMMENDATIONS

It is recommended that the council notes:

- Section 52 (d) reports for the Third Quarter of the 2017/18 Financial Year.
- Section 66 report for the Third Quarter of the 2017/18 Financial Year.
- Paragraph 6 (SCM regulations) report for the Third Quarter of the 2017/18 Financial Year.
- Paragraph 36 (SCM regulations) report for the Third Quarter of the 2017/18 financial year

4. OPERATING REVENUE

TABLE 1 OPERATING REVENUE

King Sabata Dalindyebo Local Municipality											
Budget Implementation Report for the period ended 31 March 2018											
Budgeted Revenue Report for the period ended 31 March 2018											
DESCRIPTION	ANNUAL					YEAR TO DATE					
	BUDGET R'000	ACTUAL R'000	VARIANCE R'000	VAR %	BUDGET R'000	QTY 1 ACTUAL R'000	QTY 2 ACTUAL R'000	QTY 3 ACTUAL R'000	TOTAL R'000	VARIANCE R'000	VAR %
Property Rates	232 248	210 817	21 431	9%	232 248	212 515	(930)	(769)	210 817	21 431	9%
Refuse Removal Charges	42 830	43 257	(427)	-1%	42 830	42 156	379	723	43 257	(427)	-1%
Ref. Removal Trolley Bin/Skip	4 218	7 704	(3 485)	-83%	3 164	858	73	6 773	7 704	(4 540)	-144%
Electricity Sales Prepaid	197 033	110 295	86 738	44%	147 774	38 939	37 719	33 637	110 295	37 480	25%
Electricity Billed	191 731	164 333	27 398	14%	143 798	67 265	56 893	40 175	164 333	(20 535)	-14%
Fire Brigade Fees	5 603	5 639	(35)	-1%	5 603	5 633	4	2	5 639	(35)	-1%
Other Service Charges	3 117	1 397	1 720	55%	2 338	861	470	66	1 397	941	40%
Rent of Facilities and Equipment	19 319	11 205	8 114	42%	14 489	2 833	3 233	5 139	11 205	3 284	23%
Interest Earned - External Investment	3 526	1 224	2 302	65%	2 644	502	392	331	1 224	1 420	54%
Interest Earned - Outstanding	37 807	26 688	11 119	29%	28 354	9 409	6 542	10 738	26 688	1 666	6%
Fines	2 691	1 063	1 628	60%	2 018	187	546	330	1 063	955	47%
Licenses and Permits	17 168	11 092	6 077	35%	12 876	8 194	1 131	1 767	11 092	1 785	14%
Grants & Subsidies Received - Operating	296 639	278 446	18 193	6%	289 407	114 078	91 119	73 249	278 446	10 961	4%
Grants & Subsidies Received - Capital	134 978	130 328	4 650	3%	101 229	17 241	67 054	46 033	130 328	(29 099)	-29%
Other Revenue	6 561	3 725	2 837	43%	4 921	1 441	11 738	(9 455)	3 725	1 196	24%
Gains on Disposal Of Property,	1 422	39	1 383	97%	1 066	39	-	-	39	1 027	96%
	1 196 890	1 007 249	189 641	16%	1 034 759	522 149	276 362	208 738	1 007 249	27 510	3%

4.1 COMMENTS ON MATERIAL VARIANCES

The following significant variances are noted:

- Property rates reflects a shortfall of R21.4 million this is mainly due to delays in the implementation of supplementary valuations and inclusion of new developments in the municipal billing after supplementary valuations. Of the total billed income for rates and services amounting to R216.8 million R147 million has been collected representing 68% of total billed income.
 - **Attempts are being made to fast track the finalization of supplementary valuations by the municipal valuer.**
- Refuse removal reflects a surplus of R4.9 million this might be due to increases in the number of properties levied for refuse removal. R28 million has been collected representing 56% of the billed income of R50 million
 - **Tariffs for the refuse removal in Coffee Bay, Hole in the Wall, Vidgesville and peri urban areas must be established to recover costs associated with the collection.**
- Electricity shows a shortfall of R16.9 million. Prepaid electricity shows a shortfall of R37.4 million and billed electricity income a surplus R20.5 million. This will change during the cold months of the year. The collection rate for billed electricity is 109%.
- Fire brigade fees billed income shows a surplus of R1.3 million possible due to increase in number of properties billed. Refer to property rates to establish the recovery rate.
- Rental of facilities and Equipment shows a shortfall of R3.3 million. The collection rate is 34% of the billed income. This is mainly due to under-collection in some line items within rental of facilities:-
 - Rental of containers show a shortfall of R1 million.
 - Munitata Rentals show a shortfall of R2.1 million. **Revenue collection plans should be developed Human Settlements.**
 - No income has been collected on rental of MPCCs budgeted for at R1 million. **Revenue collection plans should be developed by Community Services.**
- Licenses and permits shows a shortfall of R1.7 million.
- Grants and subsidies operational shows an underspending of R10.9 million. **Attempts should be made to increase spending.**
- Grant and subsidies capital shows a surplus of R29 million.
- Interest on outstanding debtors shows a shortfall of R1.7 million. This has to be assessed against movement in debtors.
- Other revenue show a shortfall of R1.2 million.

4.2 RECEIPTS VERSUS BILLING REPORTS

TABLE 2 FIRE BRIGADE AND RATES RECEIPTS VERSUS BILLING REPORT

Property Rates History and Fire Brigade Fees									
201516 Financial Year			201617 Financial Year			201718 Financial Year			
Billing	Receipts	Cumulative	Billing	Receipts	Cumulative	Billing	Receipts	Cumulative	
July	174 215 927	7 063 600	194 567 304	5 329 305	5 329 305	211 325 241	2 420 323	2 420 323	
August	(27 583)	12 301 846	(434 428)	8 520 470	13 849 775	6 800 196	11 790 681	14 211 004	
September	18 123	59 900 641	(1 595 346)	49 771 231	63 621 006	22 186	53 555 158	67 766 162	
October	58 125	79 660 177	8 462 059	10 701 326	74 322 332	(904 073)	30 163 951	97 930 113	
November	3 728	94 148 475	(699 261)	26 593 846	100 916 178	(365 945)	9 591 147	107 521 260	
December	(126 844)	102 172 320	(1 641 742)	9 523 761	110 439 939	(25 940)	7 136 028	114 657 289	
January	(765 613)	109 193 381	(3 475 223)	8 645 197	119 085 136	321 384	6 980 350	121 637 639	
February	(24 855)	118 524 469	(288 686)	14 649 490	133 734 626	(641 396)	12 620 925	134 258 564	
March	(98 884)	126 264 438	(465 155)	8 968 361	142 702 987	(76 569)	12 864 911	147 123 475	
April	8 473 844	132 246 429	872 606	7 177 320	149 880 307				
May	425 824	139 993 963	439 275	10 578 084	160 458 391				
June	77 647	152 017 914	(428 031)	13 088 714	173 547 105				
YTD comparison	182 229 440	152 017 914	83%	195 313 372	173 547 105	89%	216 455 084	147 123 475	68%

The overall collection rate is sitting at 68% of the property rates billed in July 2017.

TABLE 3 REFUSE REMOVAL RECEIPTS VERSUS BILLING REPORT

Refuse Removal History										
201516 Financial Year				201617 Financial Year			201718 Financial Year			
	Billing	Receipts	Cumulative	Billing	Receipts	Cumulative	Billing	Receipts	Cumulative	
July	13 304 467	1 267 321	1 267 321	32 040 305	3 250 488	3 250 488	42 758 674	8 498 636	8 498 636	
August	3 771 873	1 425 877	2 693 198	-755 172	2 110 624	5 361 112	436 138	2 051 812	10 550 448	
September	3 701 207	3 390 550	6 083 748	502 917	3 651 666	9 012 778	284 484	3 276 192	13 826 640	
October	4 116 153	2 002 571	8 086 318	2 077 215	1 913 481	10 926 259	3 592 595	3 436 278	17 262 918	
November	3 708 336	2 339 822	10 426 141	299 941	2 379 973	13 306 232	3 017 218	2 032 581	19 295 499	
December	3 673 421	2 093 246	12 519 386	(784 128)	1 571 295	14 877 527	3 846 051	3 083 808	22 379 307	
January	273 828	1 775 152	14 294 538	516 307	2 017 257	16 894 784	(10 145 218)	1 666 354	24 045 661	
February	444 109	2 223 570	16 518 108	57 347	3 544 722	20 439 506	4 069 345	2 575 492	26 621 153	
March	(647 710)	1 846 029	18 364 138	(568 785)	2 133 418	22 572 924	3 101 537	1 913 661	28 534 815	
April	270 453	1 623 273	19 987 410	543 653	1 615 969	24 188 894				
May	87 040	3 439 744	23 427 154	231 268	2 338 906	26 527 800				
June	787 369	1 558 495	24 985 649	1 385 666	2 771 930	29 299 730				
YTD comparison	33 490 545	24 985 649	-	35 546 535	29 299 730	-	50 960 825	28 534 815	-	
		75%			82%				56%	

Collection rate is sitting at 56% on YTD. Efforts should be made to increase collection levels.

TABLE 4 ELECTRICITY SALES RECEIPTS VERSUS BILLING REPORT

Electricity Sales History										
	201516 Financial Year			201617 Financial Year			201718 Financial Year			
	Billing	Receipts	Cumulative	Billing	Receipts	Cumulative	Billing	Receipts	Cumulative	
July	11 864 318	11 130 131	11 130 131	15 924 783	12 269 182	12 269 182	20 634 205	15 690 721	15 690 721	
August	11 710 805	19 072 992	30 203 124	16 952 335	17 054 566	29 323 748	18 816 308	21 883 375	37 574 096	
September	15 214 326	17 374 287	47 577 411	20 832 595	17 672 644	46 996 392	18 695 810	23 713 312	61 287 408	
October	12 904 774	13 308 695	60 886 106	14 530 269	13 889 599	60 885 991	20 182 967	20 686 411	81 973 819	
November	13 305 113	12 475 903	73 362 008	17 681 964	23 745 338	84 631 329	17 683 533	16 809 390	98 783 209	
December	11 854 388	16 724 663	90 086 671	18 947 386	19 552 887	104 184 216	17 992 508	21 123 180	119 906 389	
January	10 675 035	19 436 073	109 522 744	14 692 713	8 342 781	112 526 997	17 626 961	20 885 411	140 791 799	
February	15 433 021	13 227 562	122 750 306	16 943 527	18 632 385	131 159 382	14 861 996	19 048 254	159 840 053	
March	11 811 932	12 791 142	135 541 448	14 365 799	14 547 249	145 706 631	17 838 706	18 795 457	178 635 510	
April	14 427 456	18 884 616	154 426 064	20 861 243	16 127 689	161 834 320				
May	17 520 741	8 106 330	162 532 394	21 624 373	18 495 289	180 329 609				
June	15 616 371	12 650 560	175 182 954	19 866 063	19 888 850	200 218 459				
YTD comparison	162 338 282	175 182 954		213 223 050	200 218 459	-	164 332 995	178 635 510		
			108%			94%			109%	

Collection rate is sitting at 109% based on monthly billing. This excludes prepaid electricity.

TABLE 5 RENTAL OF PROPERTIES RECEIPTS VERSUS BILLING REPORT

Rental Income History									
201516 Financial Year				201617 Financial Year			201718 Financial Year		
Billing	Receipts	Cumulative		Billing	Receipts	Cumulative	Billing	Receipts	Cumulative
July	1 430 376	401 822	401 821,85	1 294 778	428 868	428 868	465 126	383 801	383 801
August	1 261 171	539 379	941 200,98	1 195 188	483 726	912 594,00	1 184 055	343 487	727 288
September	1 264 111	397 356	1 338 556,98	1 348 513	640 827	1 553 421,00	1 183 873	402 992	1 130 280
October	1 258 027	497 447	1 836 003,67	1 019 232	699 905	2 253 326,00	1 186 320	364 431	1 494 711
November	1 250 393	518 434	2 354 437,70	1 135 508	409 702	2 663 028,00	997 488	416 930	1 911 641
December	1 030 886	585 076	2 939 513,40	1 203 347	436 782	3 099 809,78	995 428	318 665	2 230 305
January	1 324 367	475 425	3 414 938,40	1 094 454	407 254	3 507 063,70	1 480 577	486 441	2 716 746
February	1 306 256	341 106	3 756 044,03	1 177 857	434 460	3 941 524,13	1 145 477	325 298	3 042 044
March	1 337 836	477 688	4 233 731,73	1 039 640	440 098	4 381 621,96	2 566 751	780 567	3 822 612
April	1 165 991	582 882	4 816 613,92	641 864	369 994	4 751 616,39			
May	1 331 036	655 749	5 472 362,74	1 002 780	1 262 834	6 014 450,39			
June	1 135 048	759 383	6 231 745,74	718 643	336 776	6 351 226,39			
YTD comparison	15 095 498	6 231 746	-	12 871 803	6 351 226	-	11 205 095	3 822 612	-
		41%			49%				34%

Collection rate is sitting at 34% based on monthly billing. Lease agreements should be reviewed to ensure that they are market related.

5. OPERATING EXPENDITURE

TABLE 6 OPERATING EXPENDITURE REPORT

King Sabata Dalindyebo Local Municipality											
Budget Implementation Report for the period ended 31 March 2018											
Budgeted Expenditure Report for the period ended 31 March 2018											
DESCRIPTION	ANNUAL					YEAR TO DATE					
	BUDGET R'000	ACTUAL R'000	VARIANCE R'000	VAR %	BUDGET R'000	QTY 1 ACTUAL R'000	QTY 2 ACTUAL R'000	QTY 3 ACTUAL R'000	TOTAL R'000	VARIANCE R'000	VAR %
Employee Related Costs	415 549	283 905	131 643	32%	311 662	94 434	90 994	98 478	283 905	27 756	9%
Remuneration Of Councillors	26 732	20 138	6 595	25%	20 049	6 193	6 347	7 597	20 138	(89)	0%
Bulk Purchases - Electr Energy	285 635	189 510	96 124	34%	214 226	83 878	56 161	49 471	189 510	24 716	12%
General Expenses - Contracted	7 900	6 697	1 203	15%	5 925	2 467	2 789	1 441	6 697	(772)	-13%
Indigent Subsidy	24 000	3 579	20 421	85%	18 000	983	1 642	954	3 579	14 421	80%
General Expenses - Other	141 751	87 506	54 245	38%	106 313	36 917	30 221	20 369	87 506	18 807	18%
General Expenses: Grants & Sub	22 188	12 798	9 390	42%	16 641	3 101	6 038	3 660	12 798	3 843	23%
Repairs & Maintenance - Municipi	41 977	24 113	17 863	43%	31 482	8 463	7 279	8 371	24 113	7 369	23%
Depreciation - Property, Plant & Equipment	165 723	-	165 723	100%	124 292	-	-	-	-	124 292	100%
Interest On External Borrowing	28 461	2 802	25 659	90%	21 346	-	1 350	1 453	2 802	18 544	87%
Contributions From Operating I	8 870	3 763	5 107	58%	6 652	2 082	1 100	581	3 763	2 889	43%
Contributions To / From Provis	28 053	-	28 053	100%	21 040	-	-	-	-	21 040	100%
	1 196 839	634 813	562 027	47%	897 629	238 517	203 920	192 376	634 813	262 817	29%

5.1 COMMENTS ON MATERIAL EXPENDITURE VARIANCES

The following significant variances are noted.

- Employee related costs refer to section 66 report for details.
- Bulk purchases shows an underspending of R24.7 million. **The penalty will be charged monthly for the next 6 months or twelve months after exceeding the demand.**
- Contracted services shows overspending of R.7 million.
- Indigent subsidies shows underspending of R14 million. This is due to delays in the finalization of indigent verification pending the signing of consent forms by the applicants.
The political leadership is requested to assist with the process as all indigent beneficiaries status should be verified by COGTA National and SARS.
- General expenses shows a net underspending of R18.8 million. There has been overspending as well as underspending in some line items as follows:-
 - Interest on overdue accounts show an overspending of R6.7 million due to delays in payments of accounts as a result of cash flow challenges.
 - Legal fees is overspent by R10.8 million. **Attempts should be made to recover costs where the municipality had successfully defended cases and awarded costs.**
 - Hire charges – Transport underspent by R5.8 million.
 - Makhubu Leasing charges underspent by R12 million.
 - Financial statement expenditure overspent by R840 000.
 - SALGA Membership overspent by R1.2 million.
 - Performance management system overspent by R524 000.
 - Traditional leaders overspent by R207 000.
 - Leave pay overspent by R642 000.
- Grants and subsidies underspending of R3.8 million.
- Repairs and maintenance show savings of R7.4 million.
- Depreciation reflects an underspending of R124 million. This will only be rectified once final figures are established.
- Interest on external borrowings reflects underspending of R18.5 million. This will be utilized at year end when finance lease costs are relocated to line item.
- Bad debts shows an underspending of R21 million. This will only be fully utilized at year end.

6. DEPARTMENTAL REVENUE AND EXPENDITURE REPORT

TABLE 7 EXECUTIVE AND COUNCIL

	COMMITTED	YTD	YTD	ANNUAL		
DESCRIPTION	ON ORDER	AMOUNT	BUDGET	BUDGET	VARIANCE	VAR %
AREA: 11 - Executive & Council						
Revenue						
Rent of Facilities and Equipment	-	27 502	1 080	1 437	- 26 065	-100%
Fines	-	4 200	97 011	129 359	125 159	97%
Licenses and Permits	-	279 377	720 036	960 090	680 713	71%
Grants & Subsidies Received - Operating	-	600 000	-	600 000	-	0%
Other Revenue	-	88 099	258 444	344 618	256 519	74%
Total Revenue	-	999 178	1 076 571	2 035 504	1 036 326	51%
Expenditure						
Employee Related Costs	- 70 788	26 399 364	37 703 286	50 273 020	23 944 444	48%
Remuneration Of Councillors	-	20 137 781	20 048 472	26 732 362	6 594 581	25%
General Expenses - Other	1 537 086	13 596 627	16 435 863	21 915 415	6 781 702	31%
Repairs & Maintenance - Municipal Assets	-	4 195	11 313	15 095	10 900	72%
Contributions From Operating To Capital	389 019	-	-	389 019	-	0%
Total Expenditure	1 855 317	60 137 967	74 198 934	99 324 911	37 331 627	38%
Net Surplus/(Deficit)	- 1 855 317	- 59 138 789	- 73 122 363	- 97 289 407	- 36 295 301	37%

There is generally under collection/use on the following line items:

- Fines
- Licenses and permits
- Other revenue

TABLE 8 CORPORATE SERVICES

	COMMITTED	YTD	YTD	ANNUAL		
DESCRIPTION	ON ORDER	AMOUNT	BUDGET	BUDGET	DIFFERENCE	DIFF %
AREA: 12 - Corporate Services						
Revenue						
Rent of Facilities and Equipment	-	257 185	365 274	487 039	229 854	47%
Grants & Subsidies Received - Operating	-	256 441	220 851	294 477	38 036	13%
Other Revenue	-	-	1 809	2 405	2 405	100%
Total Revenue	-	513 626	587 934	783 921	270 295	34%
Expenditure						
Employee Related Costs	-	19 467 986	20 212 605	26 951 223	7 483 237	28%
General Expenses - Other	4 759 216	23 136 575	12 331 332	16 442 439	- 11 453 352	-70%
General Expenses: Grants & Subs - Operat	-	-	220 851	294 477	294 477	100%
Repairs & Maintenance - Municipal Assets	25 201	1 904	72 081	96 101	68 996	72%
Total Expenditure	4 784 417	42 606 465	32 836 869	43 784 240	- 3 606 642	-8%
Net Surplus/(Deficit)	- 4 784 417	- 42 092 839	- 32 248 935	- 43 000 319	3 876 937	-9%

There is generally under collection/use on the following line items:

- Rentals of facilities

General expenses have been overspent by R11.5 million due high legal costs .

TABLE 9 BUDGET AND TREASURY

	COMMITTED	YTD	YTD	ANNUAL		
DESCRIPTION	ON ORDER	AMOUNT	BUDGET	BUDGET	DIFFERENCE	DIFF %
AREA: 13 - Finance & Asset Management						
Revenue						
Property Rates	-	210 816 548	232 247 861	232 247 861	21 431 313	9%
Rent of Facilities and Equipment	-	10 756 822	12 097 683	16 130 892	5 374 070	33%
Interest Earned - External Investments	-	1 224 059	2 644 380	3 525 980	2 301 921	65%
Interest Earned - Outstanding Debtors	-	26 687 885	28 354 356	37 807 317	11 119 432	29%
Grants & Subsidies Received - Operating	-	269 263 044	202 009 750	269 906 152	643 108	0%
Grants & Subsidies Received - Capital	-	7 690 201	-	-	7 690 201	-100%
Other Revenue	-	601 450	1 754 757	2 339 769	1 738 319	74%
Gains on Disposal Of Property, Plant & E	-	39 123	1 066 482	1 422 029	1 382 906	97%
Total Revenue	-	527 079 132	480 175 269	563 380 000	36 300 868	6%
Expenditure						
Employee Related Costs	- 1 652 007	24 712 388	40 287 474	53 718 828	30 658 447	57%
General Expenses - Contracted Services	84 300	6 104 147	5 287 293	7 050 000	861 553	12%
General Expenses - Grants & Subsidies Pa	4 416 334	3 579 086	17 999 280	24 000 000	16 004 580	67%
General Expenses - Other	12 192 794	41 377 648	57 304 287	76 408 693	22 838 251	30%
General Expenses: Grants & Subs - Operat	8 400	1 636 490	1 647 054	2 196 152	551 262	25%
Repairs & Maintenance - Municipal Assets	401 657	922 316	1 514 142	2 018 929	694 956	34%
Depreciation - Property, Plant & Equip	22 477 825	-	6 363 792	8 485 411	13 992 414	-100%
Interest Expense - External Borrowings	1 349 565	2 802 329	21 345 192	28 461 400	24 309 506	85%
Contributions From Operating To Capital	619 688	3 463 271	5 436 117	7 248 432	3 165 473	44%
Contributions To / From Provisions & Res	-	-	21 038 904	28 053 000	28 053 000	100%
Total Expenditure	39 898 556	84 597 675	178 223 535	237 640 845	113 144 614	48%
Net Surplus/(Deficit)	- 39 898 556	442 481 457	301 951 734	325 739 155	- 76 843 746	-24%

There is generally under recovery on the following line items:

- Property rates
- Rental of facilities
- Interest on external investment and
- Other revenue

TABLE 10 PSED

	COMMITTED	YTD	YTD	ANNUAL		
DESCRIPTION	ON ORDER	AMOUNT	BUDGET	BUDGET	DIFFERENCE	DIFF %
AREA: 14 - Planning, Social & Ec Dev						
Revenue						
Rent of Facilities and Equipment	-	110 687	98 109	130 824	20 137	15%
Licenses and Permits	-	111 232	133 380	177 849	66 617	37%
Grants & Subsidies Received - Operating	-	66 605	3 397 239	4 529 830	4 463 225	99%
Grants & Subsidies Received - Capital	-	-	5 788 926	7 718 879	7 718 879	100%
Other Revenue	-	661 837	158 598	211 465	- 450 372	-100%
Total Revenue	-	950 361	9 576 252	12 768 847	11 818 486	93%
Expenditure						
Employee Related Costs	4 609 485	14 190 787	17 492 967	23 324 883	4 524 611	19%
General Expenses - Other	196 410	806 251	4 514 967	6 020 164	5 017 503	83%
General Expenses: Grants & Subs - Operat	-	57 966	2 084 787	2 779 830	2 721 864	98%
Repairs & Maintenance - Municipal Assets	63 974	208 395	350 451	467 269	194 900	42%
Contributions From Operating To Capital	-	-	175 185	233 585	233 585	100%
Total Expenditure	4 869 869	15 263 399	24 618 357	32 825 731	12 692 463	39%
Net Surplus/(Deficit)	- 4 869 869	- 14 313 038	- 15 042 105	- 20 056 884	- 873 977	4%

There is generally under recovery on the following line items:

- Grants & Subsidies operating and capital

TABLE 11 HUMAN SETTLEMENT

	COMMITTED	YTD	YTD	ANNUAL		
DESCRIPTION	ON ORDER	AMOUNT	BUDGET	BUDGET	DIFFERENCE	DIFF %
AREA: 15 - Human Settlement						
Revenue						
Service Charges	-	231 494	186 273	248 379	16 885	7%
Rent of Facilities and Equipment	-	-	797 976	1 064 000	1 064 000	100%
Grants & Subsidies Received - Capital	- 552 385	46 440 099	21 630 177	28 841 387	- 17 046 327	-59%
Other Revenue	-	740 264	1 052 748	1 403 715	663 451	47%
Total Revenue	- 552 385	47 411 857	23 667 174	31 557 481	- 15 301 991	-48%
Expenditure						
Employee Related Costs	- 704 004	15 054 989	20 022 507	26 697 734	12 346 749	46%
General Expenses - Other	210 698	948 023	5 314 905	7 386 811	6 228 090	84%
General Expenses: Grants & Subs - Operat	-	622 555	-	-	- 622 555	-100%
Repairs & Maintenance - Municipal Assets	-	-	49 572	66 110	66 110	100%
Contributions From Operating To Capital	-	6 340	42 354	56 477	50 137	89%
Total Revenue	- 493 306	16 631 907	25 429 338	34 207 132	18 068 531	53%
Net Surplus/ (Deficit)	- 59 079	30 779 950	- 1 762 164	- 2 649 651	- 33 370 522	-100%

There is generally an under recovery on the following line items:

- Rental of facilities and equipment
- Other revenue

Grants expenditure is overspent by R622 555.

TABLE 12 COMMUNITY SERVICES

	COMMITTED	YTD	YTD	ANNUAL		
DESCRIPTION	ON ORDER	AMOUNT	BUDGET	BUDGET	DIFFERENCE	DIFF %
AREA: 16 - Community Services						
Revenue						
Service Charges	-	50 669 831	45 993 315	47 047 999	- 3 621 832	-8%
Rent of Facilities and Equipment	-	52 899	1 128 456	1 504 666	1 451 767	96%
Grants & Subsidies Received - Operating	-	4 570 780	7 343 703	9 792 000	5 221 220	53%
Total Revenue	-	55 293 510	54 465 474	58 344 665	3 051 155	5%
Expenditure						
Employee Related Costs	-	44 461 181	45 953 964	61 274 411	16 813 230	27%
General Expenses - Contracted Services	66 000	132 000	182 196	242 932	44 932	18%
General Expenses - Other	1 561 029	4 572 788	5 773 986	7 699 007	1 565 190	20%
General Expenses: Grants & Subs - Operat	300 012	7 106 976	7 343 703	9 792 000	2 385 012	24%
Repairs & Maintenance - Municipal Assets	52 303	156 530	194 418	259 235	50 402	19%
Depreciation - Property, Plant & Equip	-	-	4 907 304	6 543 336	6 543 336	100%
Contributions From Operating To Capital	244 128	244 791	313 317	417 771	- 71 148	-17%
Total Expenditure	2 223 472	56 674 266	64 668 888	86 228 692	27 330 954	32%
Net Surplus/(Deficit)	- 2 223 472	- 1 380 756	- 10 203 414	- 27 884 027	- 24 279 799	87%

There is generally an under recovery on the following line items:

- Rental of facilities
- Grants and subsidies operating

Refuse removal shows a surplus

TABLE 13 PUBLIC SAFETY

	COMMITTED	YTD	YTD	ANNUAL		
DESCRIPTION	ON ORDER	AMOUNT	BUDGET	BUDGET	DIFFERENCE	DIFF %
AREA: 17 - Public Safety						
Revenue						
Service Charges	-	5 638 558	4 303 872	5 738 733	100 175	2%
Fines	-	1 058 700	1 920 870	2 561 261	1 502 561	59%
Licenses and Permits	-	10 701 053	12 022 245	16 030 302	5 329 249	33%
Other Revenue	-	52 668	77 832	103 784	51 116	49%
Total Revenue	-	17 450 979	18 324 819	24 434 080	6 983 101	29%
Expenditure						
Employee Related Costs	-	99 679 801	83 454 210	111 276 750	11 596 949	10%
General Expenses - Other	169 383	1 076 275	1 459 143	1 945 639	699 981	36%
General Expenses: Grants & Subs - Operat	17 000	2 435	-	-	- 19 435	-100%
Repairs & Maintenance - Municipal Assets	400 125	458 592	779 589	1 039 482	180 765	17%
Contributions From Operating To Capital	42 408	36 017	178 002	237 358	158 933	67%
Total Expenditure	628 916	101 253 120	85 870 944	114 499 229	12 617 193	11%
Net Surplus/(Deficit)	- 628 916	- 83 802 141	- 67 546 125	- 90 065 149	- 5 634 092	6%

There is an under recovery on traffic fines and license and permits.

TABLE 14 INFRASTRUCTURE

	COMMITTED	YTD	YTD	ANNUAL		
DESCRIPTION	ON ORDER	AMOUNT	BUDGET	BUDGET	DIFFERENCE	DIFF %
AREA: 18 - Infrastructure						
Revenue						
Service Charges	-	276 084 263	293 610 708	391 496 593	115 412 330	29%
Grants & Subsidies Received - Operating	-	3 688 718	4 636 611	11 516 400	7 827 682	68%
Grants & Subsidies Received - Capital	-	76 197 532	73 810 251	98 417 600	22 220 068	23%
Other Revenue	-	1 888 128	1 616 472	2 155 382	267 254	12%
Total Revenue	-	357 858 641	373 674 042	503 585 975	145 727 334	29%
Expenditure						
Employee Related Costs	-	39 938 925	46 522 098	62 032 014	22 093 089	36%
General Expenses - Bulk Purchases	-	189 510 428	214 217 379	285 634 601	96 124 173	34%
General Expenses - Contracted Services	382 546	460 661	455 472	607 316	235 891	-39%
General Expenses - Other	350 396	2 300 068	2 949 543	3 932 873	1 282 409	33%
General Expenses: Grants & Subs - Operat	54 442	3 371 976	5 344 281	7 126 000	3 699 582	52%
Repairs & Maintenance - Municipal Assets	4 408 243	22 361 094	28 509 570	38 014 292	11 244 955	30%
Depreciation - Property, Plant & Equip	-	-	113 016 222	150 694 334	150 694 334	100%
Contributions From Operating To Capital	311 839	12 683	215 325	287 113	37 409	-13%
Total Expenditure	5 507 466	257 955 835	411 229 890	548 328 543	284 865 242	52%
Net surplus/(Deficit)	- 5 507 466	99 902 806	- 37 555 848	- 44 742 568	- 139 137 908	100%

There is generally an under recovery on the following line item:

- Service charges
- Grant and subsidies operating

7. CAPITAL EXPENDITURE REPORT FOR THE PERIOD ENDED 31 MARCH 2018

TABLE 15 CAPITAL EXPENDITURE

DESCRIPTION	ANNUAL				YTD		
	BUDGET	ACTUAL	DIFFERENCE	DIFF %	BUDGET	DIFFERENCE	DIFF %
Infrastructure Assets - Roads							
DOT - TAXI RANK ETC	7 718 879		7 718 879	100%	5 789 159	5 789 159	100%
MIG - Gerald Hawkers - Ncambed	1 124 328		1 124 328	100%	843 246	843 246	100%
MIG - Surfacing of Bongweni to	4 799 156	2 578 852	2 220 304	46%	3 599 367	1 020 515	28%
MIG - Ngcenduna to Phepheni Ac	1 238 853	969 039	269 814	22%	929 140	-39 899	-4%
MIG - Mt - Phakard Via Khohlo	391 885	391 885	0	0%	293 914	-97 971	-33%
MIG - Surfacing of Waterfall	9 760 248	7 891 045	1 869 203	19%	7 320 186	-570 859	-8%
MIG - Timber - Momelezi road	9 963 990	8 864 062	1 099 928	11%	7 472 993	-1 391 070	-19%
MIG - Tyumbu Access Road	1 918 642	967 045	951 597	50%	1 438 982	471 937	33%
MIG - Chatham Street	860 912	395 067	465 845	54%	645 684	250 617	39%
MIG - Nyibeni Access Road	4 407 684	3 850 359	557 325	13%	3 305 763	-544 596	-16%
MIG - New Lindile - Tshemese -	1 728 660	1 728 660	0	0%	1 296 495	-432 165	-33%
MIG - Bhokisini - Phingilili A	590 062	90 000	500 062	85%	442 547	352 547	80%
MIG - Elliot Street	781 417	262 585	518 832	66%	586 063	323 478	55%
MIG - Callaway & Eagle Street	131 316	131 316	0	0%	98 487	-32 829	-33%
MIG - 14Sai - Tunxe Access Roa	478 351	129 175	349 176	73%	358 763	229 588	64%
MIG - Ezinkampini - Mayenge	4 543 316	3 303 649	1 239 667	27%	3 407 487	103 838	3%
MIG - Installation of 30m High	2 215 414	3 024 352	-808 938	-37%	1 661 561	-1 362 792	-82%
MIG - Fencing of Mbuqe Cemeter	1 916 832	1 895 807	21 025	1%	1 437 624	-458 183	-32%
MIG - Fencing of Northcrest ce	1 167 334		1 167 334	100%	875 501	875 501	100%
MIG - Luthuthu Community Hall	2 560 114	340 434	2 219 680	87%	1 920 086	1 579 652	82%
MIG - New Payne Community Hall	1 475 100	1 435 220	39 880	3%	1 106 325	-328 895	-30%
MIG - Mdeni Community Hall	2 352 446		2 352 446	100%	1 764 335	1 764 335	100%
MIG - Upgrading of Rotary Stad	3 980 921	1 969 860	2 011 061	51%	2 985 691	1 015 831	34%
MIG - Liwalaphakade - Xhora A/	7 039 770	3 910 662	3 129 108	44%	5 279 828	1 369 166	26%
MIG - Norwood Internal Street R	210 000	140 000	70 000	33%	157 500	17 500	11%
MIG - Slovo, Chris Hani & Marh	254 600	119 000	135 600	53%	190 950	71 950	38%
MIG - N2 Matheko Access Road	5 848 567	1 132 356	4 716 211	81%	4 386 425	3 254 069	74%
MIG - Fairfield ward 10	4 852 179	2 160 299	2 691 880	55%	3 639 134	1 478 835	41%
MIG - Viedgesville to Sawmill	180 000		180 000	100%	135 000	135 000	100%
MIG - 2010 Stadium	3 590 081	3 508 772	81 309	2%	2 692 561	-816 211	-30%
Kei Rail Surfacing	2 146 002	1 105 523	1 040 479	48%	1 609 502	503 979	31%
King Edward Surfacing Planning	180 000		180 000	100%	135 000	135 000	100%
Surfacing of Victoria, Park Roa	180 000		180 000	100%	135 000	135 000	100%
Baziya- Sixuzulu Access Road	180 000		180 000	100%	135 000	135 000	100%
Slovo, Chris Hani, Marhambeni	500 000		500 000	100%	375 000	375 000	100%
Norwood Internal Streets Rehab	470 863		470 863	100%	353 147	353 147	100%
Installation of 5 High Mast Li	550 000		550 000	100%	412 500	412 500	100%
Installation of 25 High Mast L	1 000 000		1 000 000	100%	750 000	750 000	100%
VOTE TOTAL	93 287 922	52 295 024	40 992 898	44%	69 965 942	17 670 918	25%

DESCRIPTION	ANNUAL				YTD		
	BUDGET	AMOUNT	DIFFERENCE	DIFF %	BUDGET	DIFFERENCE	DIFF %
Infrastructure Assets - Electricity							
Umtata West Electrification	15 000 000	7 565 120	7 434 880	50%	11 250 000	3 684 880	33%
Provincial Treasury Infrastruc	43 013 000	11 934 287	31 078 713	72%	32 259 750	20 325 463	63%
VOTE TOTAL	58 013 000	19 499 407	38 513 593	66%	43 509 750	24 010 343	55%
DESCRIPTION	ANNUAL				YTD		
	BUDGET	AMOUNT	DIFFERENCE	DIFF %	BUDGET	DIFFERENCE	DIFF %
Infrastructure Assets - Housing							
Grant & Subsidie : Maydene Far	39 940 920	34 322 380	5 618 540	14%	29 955 690	-4 366 690	-15%
Kei Rail Housing Project	23 427 162	11 702 161	11 725 001	50%	17 570 372	5 868 211	33%
New Brighton Housing	14 534 057		14 534 057	100%	10 900 543	10 900 543	100%
VOTE TOTAL	77 902 139	46 024 541	31 877 598	41%	58 426 604	12 402 063	21%
TOTAL EXPENDITURE	229 203 061	117 818 972	111 384 089	49%	171 902 296	54 083 324	31%

Comments on material variances

Roads infrastructure projects

Spending on MIG projects is at 75%, however;

- 12 projects including DOT Taxi rank are still to commence.
- Other projects are at satisfactory stage.

Electricity infrastructure projects

Overall spending on electricity projects is at 55%.

- There is an underspending on Provincial Treasury Electrification projects.

Human Settlement infrastructure projects

Spending on housing projects is sitting at 69%, however;

- Spending on Maydene Farm Extension is at satisfactory stage (85%).
- Kei Rail Housing projects is underspent by 33%.
- There is no spending on the New Brighton.

8. FINANCIAL POSITION

TABLE 16 DEBTORS AGE ANALYSIS

BT	Balance Type	CURRENT	30 Days	60 Days	90 Days	120 days +	PENALTIES	TOTAL
1	RATES (01)	-19 802	0	0	0	0	0	-19 802
5	REFUSE (05)	5 578 896	5 144 332	1 769 348	1 635 476	0	26 588 076	40 716 127
6	SUNDRY (06)	-2 570	0	0	0	99 792 042	0	99 789 472
7	SUNDRY (07)	-102 599	0	0	0	9 809	0	-92 789
8	RENTALS (08)	1 562 541	1 017 494	926 933	1 248 643	1 635 456	40 352 977	46 744 044
9	OLD BALS BLANK ETC (09)	-3 718 560	0	0	0	73 585 679	0	69 867 119
10	ELECTRICITY: METERED (10)	17 605 514	4 296 896	1 716 640	1 154 050	70 224	2 324 130	27 167 455
30	Agricultural Property (30)	0	0	0	0	5 746 918	4 562	5 751 481
31	Business Commercial (31)	1 224 182	1 047 885	832 777	715 506	32 240	17 857 722	21 710 312
32	Municipal property (32)	-9 386	0	0	0	79 334 544	635 384	79 960 543
33	Public Benefit Organisation (33)	-719 009	14 847	14 752	14 215	2 954 718	399 386	2 678 910
34	Residential Developed (34)	-4 039 404	2 374 573	2 137 331	1 968 072	1 368 735	25 338 207	29 147 514
35	Residential Vacant Land (35)	-141 986	12 570	12 242	15 492	87 357 892	3 319 983	90 576 194
36	State Owned (36)	-24 259	0	0	0	9 545 253	110 021	9 631 014
37	State Owned National Governmen	-699 961	560	560	560	506 580	1 114 080	922 379
38	State Owned Provincial Governm (3	-904 473	13 219	11 891	8 516	5 932 024	2 022 575	7 083 752
50	FIRE LEVY (50)	270 440	242 590	228 903	218 149	17 236 433	0	18 196 515
51	PAYMENTS IN ADVANCE (51)	-4 411 376	0	0	0	3 416 424	0	-994 952
		11 448 187	14 164 965	7 651 377	6 978 679	388 524 973	120 067 104	548 835 285

TABLE 17 DEBT BY TYPE REPORT

Debt by Type	Residents	Councillors	Municipal Officials	Industries	Nat. Departments	Prov. Depts	Total
Water	-	-	-	-	-	-	-
Electricity	189 067	-	219 223	25 321 367	1 345 823	5 768 669	32 844 149
Rentals	101 782 595	-	-	16 481 176	-	430 495	118 694 266
Refuse	131 648 340	95 731	151 817	5 203 843	1 481 327	1 927 112	140 508 169
Rates	204 235 988	69 637	110 932	33 491 058	4 183 868	16 788 457	258 879 940
Other	-2 800 838	913 083	-	-2 344	-	-201 139	-2 091 239
Grand Total	435 055 151	1 078 450	481 972	80 495 100	7 011 017	24 713 595	548 835 285

DEBT BY TYPE

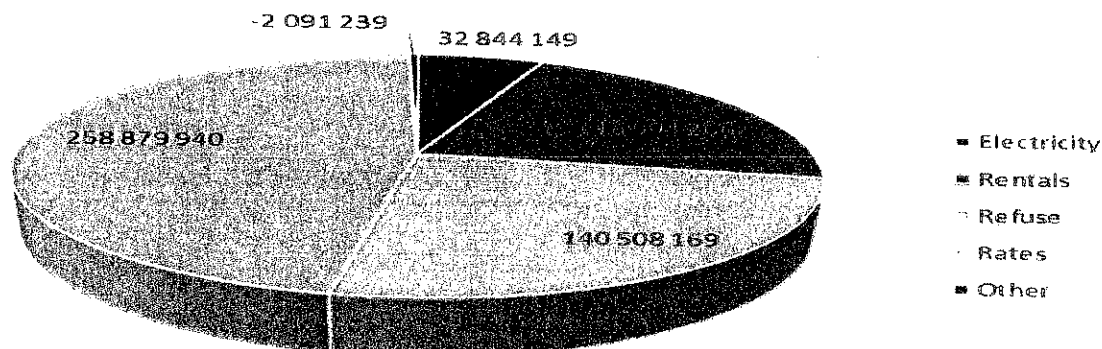


TABLE 18 COUNCILLORS OWING

Account No.	Account Name	Current	30 Days	60 Days	90 Days	120 Days +	TOTAL
15014	BOOI/UNATHI NV MALGHAS	948	-	-	-	-	948
41424	SOBAHLE NOMVUYO A MRS	548	543	543	261	315	2 210
52185	DUMANI M / LUMKA L ZOZO	268	-	-	-	-	268
58620	LIWANI A M	614	616	618	25	-	1 873
71527	GAMALIEL MZIMASI LUSU	2 620	1 936	-	-	-	4 557
88296	NOMBULELO SIBEKO	506	194	33	33	77	844
137721	MALOTANA M W	2 821	2 860	2 837	2 198	28 462	39 178
202360	NYANISO &TANDIWE NELANI	2 197	1 020	271	257	1 268	5 013
258985	GCINGCA N R	267	265	263	261	494	1 550
270701	MR RAYMOND KNOCK	2 661	825	278	276	2 236	6 275
273960	MR THOZAMO CYRIL GQWETA	418	428	403	390	17 309	18 948
274003	MR MNCEDISI BUNZANA	270	-	-	-	-	270
278292	LIWANI LINDIWE DORIS	144	156	162	111	22 286	22 859
278294	MBONGENI/MANTO MABASO	1 322	338	338	146	47 604	49 749
6000242	N NYANGANI	841	349	347	320	28 885	30 742
		16 443	9 532	6 094	4 278	148 937	185 284

TABLE 19 COUNCILLORS OVERPAYMENT

Account No.	Account Name	Current	30 Days	60 Days	90 Days	120 Days +	TOTAL
371468	MADUBEDUBE G N	0	-	-	-	35 731	35 731
381450	GODOLOLO O N	0	-	-	-	23 820	23 820
381451	GQITHIYEZA M B	0	-	-	-	29 776	29 776
381453	MANTANGA P N	0	-	-	-	37 427	37 427
381454	MASHIYI B T	0	-	-	-	8 959	8 959
381456	MKHOTELI M	0	-	-	-	35 731	35 731
381457	MKUPA G M	0	-	-	-	35 731	35 731
381462	NGQELE R F	0	-	-	-	35 731	35 731
381464	NJEMLA N S	0	-	-	-	28 841	28 841
381465	NKOSIYANE N L	0	-	-	-	41 406	41 406
381466	GWAZELA D B	0	-	-	-	29 776	29 776
381469	DAWUWA S S	0	-	-	-	13 247	13 247
381472	BUNGQU H	0	-	-	-	35 731	35 731
381475	HOLOMISA O N	0	-	-	-	34 610	34 610
381476	KRAAI V M	0	-	-	-	20 329	20 329
381477	LIWANI P N	0	-	-	-	29 776	29 776
381478	LUMKWANA A N	0	-	-	-	20 329	20 329
381480	MADYIBI N	0	-	-	-	35 731	35 731
381481	MANGESI P	0	-	-	-	30 494	30 494
381483	MAPELANA M	0	-	-	-	23 820	23 820
381484	MDA N	0	-	-	-	19 059	19 059
381486	MOMOZA V C	0	-	-	-	20 329	20 329
381489	MVUNGE W N	0	-	-	-	29 776	29 776
381491	NDILA G N	0	-	-	-	20 329	20 329
381495	NTSHOBANE H M M	0	-	-	-	35 731	35 731
381497	PIERCE B	0	-	-	-	23 820	23 820
381498	SANGOVANA E	0	-	-	-	35 731	35 731
381499	SOBAHLE N A	-3500	-	-	-	35 731	32 231
381502	STOYLE M	0	-	-	-	23 073	23 073
381503	TSHOTA L M	0	-	-	-	20 329	20 329
381507	MPAHLWA L G	0	-	-	-	19 059	19 059
381508	MBUTYE M G	0	-	-	-	19 059	19 059
381511	NDYAMBOTI B C	0	-	-	-	27 564	27 564
		-3500	-	-	-	916 583	913 083

STAFF DEBTORS

"Clause 10 of schedule 2 – A staff member of a municipality may not be in arrears to the municipality for rates and service charges for a period longer than three months and a municipality may deduct any outstanding amounts from staff member's salary after this period." Below is the table showing staff that are in arrears for more than three months and they are in contravention of the code quoted above:

- Notices were sent to staff debtors asking debtors to come and make an arrangement for the settlement of their accounts. The response is very low, this might necessitate deductions from the salaries.

TABLE 20 STAFF DEBTORS

Account No.	Account Name (& Address)	Current	30 Days	60 Days	90 Days	120 Days +	TOTAL
19899	GUSHU A Z	1 610	763	757	723	6 292	10 145
36688	PITSO B A N	623	623	623	623	43 052	45 542
44761	NOBATHE D SIGAGAYI	-1 940	365	362	329	3 397	2 513
45669	MGULWA ZIYANDA KOLEKA	927	259	213	-	-	1 399
48798	ZUKISWA NONKQUBELA TUBE	1 492	272	268	257	1 130	3 418
49054	NKANJENI KHATHULA	656	651	645	638	836	3 425
52756	VUYOLWENKOSI G MARARENI	692	-	-	-	-	692
56830	MR VICTOR S LETUKA	519	234	-	-	-	753
58130	SIGAGAYI P T	883	284	282	257	2 598	4 304
71728	TYALIBONGO D S	187	-	-	-	-	187
72024	MBUBE Z B	838	441	295	33	167	1 774
72183	TSOEU M	1 095	498	461	308	6 430	8 792
77054	MISS NONDLEKO IDA BOYCE	1 110	1 123	1 115	908	35 983	40 239
79660	MPAHLWA PHUMLA	1 057	-	-	-	-	1 057
81244	WELILE / AGNES N TSHUKU	909	264	261	257	416	2 107
88666	BLAAI TT.&Y	449	296	294	257	3 907	5 203
93338	MARAFU E N	302	-	-	-	-	302
97414	SIYABULELA MFOBO	2 221	1 220	888	269	1 526	6 125
125034	MKWALI LIZIWE AGRINETTE	1 137	332	268	257	1 144	3 137
126460	VAPHI N B	201	-	-	-	-	201
127306	STEADY MONICA	1 252	235	-	-	-	1 486
129014	MJALI NOZIDIMA	812	293	235	33	42	1 415
131511	MOMOZA E X	765	259	235	33	32	1 324
131712	POKWANA N M	1 376	320	318	316	7 225	9 555
145064	SIBUSILE / XOLISWA LUNIKA	827	827	649	-	-	2 303
156902	MS NOKWENZANI G MDODA	792	259	235	33	167	1 486
165216	BLAAI T T	8	8	8	-	1 294	1 319
174405	SONGCA C M	859	68	68	25	6 981	8 002
182269	KUZA LUNGISA DINGOBAKHE	771	259	235	-	-	1 265
190713	MEMELA M.M	737	282	271	257	1 338	2 884
216483	NDZO R	-1 181	1 148	198	-	-	2 527
273961	MARAI S GLENO & LEON	1 309	360	264	257	672	2 862
7513362	NTSIZWA T	371	-	-	-	-	371
7513605	T PINGILILI	689	695	692	689	62 483	65 250
7522897	LUWACA N K	1 451	-	-	-	-	1 451
7562029	L NYONI	2 253	411	-	-	-	2 664
		30 421	13 047	10 139	6 761	187 111	247 478

STAFF HOUSES

The following is the table of Employees who are part of the resolution of council in 2000, 2005 and 2006 that says they must buy the following properties. This cannot be resolved. Currently the Office of Surveyor General must complete the process of survey and issue individual ERF numbers before the disposal can take place. It was therefore agreed that these employees must pay amount equal to the rental pending the finalization of the sale.

TABLE 21 STAFF HOUSES

Account No.	Account Name	Current	30 Days	60 Days	90 Days	120 Days +	TOTAL
7519275	MC BROWN E	-115 000	-	-	-	-	-115 000
7519413	E AIDOO	-148 720	-	-	-	-	-148 720
7520072	MHLABATI G	-74 720	-	-	-	-	-74 720
7520628	WALKER C	-88 623	-	-	-	-	-88 623
7521904	FUNDA M.W.	-24 813	-	-	-	-	-24 813
7521911	SIYENGO L	-140 000	-	-	-	-	-140 000
7522312	PEARCE P P	-78 003	-	-	-	-	-78 003
7522463	MDALA M	-59 930	-	-	-	-	-59 930
7522986	MZINI MLIMI	-138 660	-	-	-	-	-138 660
7523033	VAVA N N	-80 715	-	-	-	-	-80 715
7523058	SILINGA B	-111 237	-	-	-	-	-111 237
7523072	MATYALANA J	-104 435	-	-	-	-	-104 435
7523107	MERRY M J	-162 349	-	-	-	-	-162 349
7523121	MGOBOZI N H	-20 341	-	-	-	-	-20 341
7524905	MELANE T	-138 625	-	-	-	-	-138 625
7524975	MHLOM SISEKO	-30 273	-	-	-	-	-30 273
7525842	SALIWA ZOLA	-100 716	-	-	-	-	-100 716
7526531	DYANTYI D T	-110 709	-	-	-	-	-110 709
7526605	NCUME M	-118 646	-	-	-	-	-118 646
7527102	SEERAJ N	-86 200	-	-	-	-	-86 200
7528578	POKWANA CLZ	-51 899	-	-	-	-	-51 899
7561722	MR F V HINTSA	-88 516	-	-	-	-	-88 516
7561729	MR MIKE HENRY	-155 066	-	-	-	-	-155 066
7561734	MR C S MAMPOZA	-115 000	-	-	-	-	-115 000
7561738	JANUARY M.N	-26 139	-	-	-	-	-26 139
7561751	MR D MITCHLEY	-107 838	-	-	-	-	-107 838
7561836	MPUTUMI C MANANA	-94 780	-	-	-	-	-94 780
7561864	GLADSTONE LUTHO	-160 850	-	-	-	-	-160 850
7562016	MGUDLWA E.Z.	3 748	3 754	3 731	3 727	183 032	197 992
7562017	EBONY BONELWA M	1 920	1 424	1 414	1 419	53 002	59 179
7562022	THEMBEKA MQAMEL	2 991	2 987	2 972	2 956	60 335	72 241
7562025	OGLE VERONIQUE	-122 463	-	-	-	-	-122 463
7562030	P QINGANA	-78 319	-	-	-	-	-78 319
		-2 924 927	8 166	8 117	8 102	296 368	-2 604 173

Account No.	Account Name	Current	Comment
7519275	MC BROWN E	-115 000	
7519413	E AIDOO	-148 720	Retired
7520072	MHLABATI G	-74 720	
7520628	WALKER C	-88 623	Left the municipality
7521904	FUNDA M.W.	-24 813	Retired
7521911	SIYENGO L	-140 000	
7522312	PEARCE P P	-78 003	
7522463	MDALA M	-59 930	
7522986	MZINI MLIMI	-138 660	
7523033	VAVA N N	-80 715	
7523058	SILINGA B	-111 237	Retired
7523072	MATYALANA J	-104 435	
7523107	MERRY M J	-162 349	
7523121	MGOBOZI N H	-20 341	
7524905	MELANE T	-138 625	
7524975	MHLOM SISEKO	-30 273	
7525842	SALIWA ZOLA	-100 716	
7526531	DYANTYI D T	-110 709	Retired
7526605	NCUME M	-118 646	Retired
7527102	SEERAJ N	-86 200	Retired
7528578	POKWANA CLZ	-51 899	Deceased
7561722	MR F V HINTSA	-88 516	Left the municipality
7561729	MR MIKE HENRY	-155 066	
7561734	MR C S MAMPOZA	-115 000	
7561738	JANUARY M.N	-26 139	
7561751	MR D MITCHLEY	-107 838	Retired
7561836	MPUTUMI C MANANA	-94 780	Left the municipality
7561864	GLADSTONE LUTHO MKABA	-160 850	
7562016	MGUDLWA E.Z.	3 748	
7562017	EBONY BONELWA MVAKWENDLU	1 920	
7562022	THEMBEKA MQAMELO	2 991	
7562025	OGLE VERONIQUE	-122 463	
7562030	P QINGANA	-78 319	
-2 913 983			

TABLE 22 GOVERNMENT GRANTS AND SUBSIDIES

Summary Grant register		Received Todate		OutFlows					
GRANT	OPENING BAL	Receipts	Interest Rec	Sub Total	Expenditure	VAT	Total Expenditure	Payover int/Re-allocation of funds	Total
FINANCE MANAGEMENT GRANT INVESTMENT	51 152	2 145 000	-	2 196 152	1 514 931	56 698	1 571 629	-	624 523
MOANDULI MIDDLE INCOME HOUSING	333 652	-	-	333 652	-	-	-	-	333 652
NGANGELIZWE URBAN RENEWAL INVESTMENT	2 779 830	-	-	2 779 830	-	-	-	-	2 779 830
FIRE STATION	155 714	-	-	155 714	-	-	-	-	155 714
MUNICIPAL INFRASTRUCTURE GRANT	2 151 413	106 308 000	-	108 459 413	53 417 649	7 300 273	60 717 922	-	47 741 491
UMTATA CONSOLIDATED METRO-MTAB	514 265	-	-	514 265	-	-	-	-	514 265
ORGANOGRAM DEVELOPMENT	294 477	-	-	294 477	-	-	-	-	294 477
DOE ELECTRIFICATION PROJECT	(788 735)	15 000 000	-	14 211 265	7 565 119	902 874	8 467 993	-	5 743 272
RURAL PLANNING & SURVEY	126 943	-	-	126 943	-	-	-	-	126 943
KSD ELECTIONS ROAD MAINTENANCE	109 543	-	-	109 543	-	-	-	-	109 543
TRANSKEI UNITED DAIRY	23 751	-	141	23 892	-	-	-	-	23 892
MAYDENE FARM EXTENSIONS	7 200	14 931 123	13 715	14 952 039	23 473 940	-	23 473 940	7 245 672	(5 276 948)
LIBRAY GRANT	(287 640)	1 750 000	-	1 462 360	66 605	3 277	69 882	-	1 392 478
INFRASTRUCTURE SKILLS DEVELOPMENT	1 294 073	5 334 000	-	6 628 073	2 889 134	36 015	2 925 149	-	3 702 924
Hillcrest ISUP	1 640 837	-	1 064	1 641 901	-	-	-	-	1 590 862
PHOLA ISUP	259 631	-	7 566	267 197	-	-	-	-	267 197
HUMAN SETTLEMENTS ISUP JOE SLOVO	52 811	-	19 731	72 541	-	-	-	-	72 541
NGANGELIZWE ISUP	-	7 497 674	22 371	7 520 045	-	-	-	(7 245 672)	274 373
DOT TAXI RANK	7 236 277	-	-	7 236 277	-	-	-	-	7 236 277
Electricity Demand	(11 054)	8 000 000	-	7 988 946	994 753	139 265	1 134 019	-	6 854 927
CHAMBER OF MINES	352 882	-	-	352 882	-	-	-	-	352 882
NEW BRIGHTON	880 594	-	-	880 594	-	-	-	-	880 594
HUMAN SETTLEMENTS GRADUATES	104 803	383 383	-	488 186	619 443	-	619 443	-	(131 258)
Kei Rail	6 840 221	3 897 332	-	10 737 552	11 702 161	-	11 702 161	-	(964 608)
TOTALS:	17 282 419	161 349 181	64 587	178 696 187	90 541 576	8 438 402	98 979 978	-	74 699 845

TABLE 23 DEDICATED ACCOUNTS / GRANT INVESTMENTS

PROJECT NAME	OPENING BALANCE	TRANSFERS IN	INTEREST	SUB TOTAL	WITHDRAWALS	BANK CHARGES	BALANCE
DISASTER MANAGEMENT INVESTMENT	2 535	-	15	2 550	-	-	2 550
FINANCE MANAGEMENT GRANT INVESTMENT	26 050	2 145 000	23 052	2 194 102	1 579 927	-	614 174
MQANDULI MIDDLE INCOME HOUSING	351 528	-	13 326	364 854	17 876	-	346 978
MQANDULI MILLING PROJECT	3 577	-	140	3 717	-	237	3 480
NGANGELIZWE URBAN RENEWAL INVESTMENT	75 337	-	685	76 022	39 078	-	36 944
FIRE STATION	59 160	-	1 005	60 165	7 787	-	52 378
MUNICIPAL INFRASTRUCTURE GRANT	2 855 785	99 308 000	363 613	102 527 399	84 080 592	-	18 446 807
UMTATA CONSOLIDATED METRO-MTAB	541 839	-	20 540	562 378	27 574	-	534 805
ORGANOGRAM DEVELOPMENT	310 438	-	11 735	322 173	15 961	-	306 212
DOE ELECTRIFICATION PROJECT	74 061	22 000 000	48 777	22 122 838	22 083 501	-	39 338
RURAL PLANNING & SURVEY	137 469	-	5 064	142 533	10 499	-	132 034
KSD ELECTIONS ROAD MAINTENANCE	148 761	-	4 407	153 167	39 218	-	113 950
TRANSKEI UNITED DAIRY	23 851	-	141	23 992	-	-	23 992
MAYDENE FARM EXTENSIONS	11 763	7 497 674	13 715	7 523 152	7 239 702	-	283 450
LIBRAY GRANT	44 509	1 750 000	19 719	1 814 228	1 410 128	-	404 100
INFRASTRUCTURE SKILLS DEVELOPMENT	24 520	2 500 000	22 216	2 546 736	1 630 003	-	916 734
Hillcrest ISUP	55 605	-	1 064	56 669	-	-	56 669
PHOLA ISUP	271 037	-	7 566	278 602	-	-	278 602
HUMAN SETTLEMENTS ISUP JOE SLOVO	411 353	-	19 731	431 084	-	-	431 084
NGANGELIZWE ISUP	991 135	-	22 371	1 013 506	739 133	-	274 373
DOT TAXI RANK	187 341	-	4 048	191 389	44 711	-	146 678
LED SUPPORT/CHAMBER OF M	56 155	-	1 500	57 655	3 453	-	54 202
LLR CHAMBER OF MINES	1 860	-	11	1 871	-	-	1 871
KEI RAIL HOUSING	11 175	-	505	11 680	702	-	10 978
NEW BRIGHTON HOUSING	106 607	-	3 185	109 792	43 124	-	66 668
HUMAN SETTLEMENT GRADUATES	61 193	-	2 660	63 853	6 210	-	57 643
	6 844 642	135 200 674	610 792	142 656 108	119 019 178	237	23 636 693

TABLE 24 INVESTMENTS –OWN

Description	Opening balance	INFLOWS		OUTFLOWS		31-Mar-18
		Interest	SubTotal	Bank Charges	Balance	
629546524869	228 320	11 592	239 913	-	239 913	
629546523600	3 425 513	118 190	3 543 702	(23 083)	3 520 620	
629546502300	188 486	5 358	193 845	-	193 845	
ZANTENTE NN	556	15	570	-	570	
TANA G.	69 331	2 007	71 338	-	71 338	
MXOLI L.	760	20	780	-	780	
MAFUTHA Z.	553	15	568	-	568	
HALL D.J.	8 582	226	8 809	-	8 809	
MBIZA F.	570	15	585	-	585	
MAHAHLEKANA M.	727	19	746	-	746	
BOSIKI N.	801	21	822	-	822	
MAFONQWANA S.	849	22	871	-	871	
MSUTU F.	1 514	40	1 554	-	1 554	
SEKU	77 033	2 243	79 277	-	79 277	
XAKI	801	21	822	-	822	
SIYANGE J.	893	23	917	-	917	
JAM-JAM J.L.	872	23	895	-	895	
TUTSHANA N.	6 660	176	6 835	-	6 835	
NAMA M.	791	21	812	-	812	
MROPANA M.	424	11	435	-	435	
CAKAZA	802	21	823	-	823	
LUPONDO M.	801	21	822	-	822	
NGABASE NN	802	21	823	-	823	
NONKEVU JX	9 302	244	9 546	-	9 546	
MAQWETHA MN	4 260	112	4 372	-	4 372	
NOZIBELE MZ	801	21	822	-	822	
629546515900	2 544 216	89 783	2 633 999	-	2 633 999	
629546528800	10 699	2 531	13 230	-	13 230	
	6 397 235	227 454	6 624 689	(23 083)	6 601 606	

Both investments Indwe Risk Services and Unclaimed group life insurance cannot be utilised by the municipality, these are ring fenced for specific purposes.

TABLE 25 CASHFLOW STATEMENTS

KSD MUNICIPALITY S52D COUNCIL REPORTS					
CASHFLOW AND ANALYSIS OF DISPOSABLE CASH					
CASH FLOW MOVEMENT FOR 3RD QUARTER 2018					
	Absa Operating ACC 4048218780	FNB Main 62471836513	Absa Electricity 4061496604	FNB Electricity 62090323636	TOTAL
Bank Balance 1 January 2018	1 472 377	11 271 289	4 631 278	6 706 403	24 081 347
INFLOWS					
Service and Sundry Debtors	7 828 670	84 957 880	16 958 599	69 173 999	178 919 148
Investments		27 953 444			27 953 444
Interbank transfer		97 000 000			97 000 000
Capital grants		43 902 482			43 902 482
Operational grants		9 834 000			9 834 000
Equitable share		66 927 000			66 927 000
Total Inflows	7 828 670	330 574 806	16 958 599	69 173 999	424 536 074
OUTFLOWS					
Employee costs		110 726 015			110 726 015
Interbank transfers	7 800 000		16 650 000	72 550 000	97 000 000
Investments		40 058 000			40 058 000
Sundry Payments	41 485	776 307	3 771	83 531	905 093
Trade Creditors		189 096 933			189 096 933
Total Outflows	7 841 485	340 657 255	16 653 771	72 633 531	437 786 042
Net Inflows/(Outflows)	(12 815)	(10 082 450)	304 828	(3 459 532)	(13 249 968)
Opening Balance at 1 January 2018	1 472 377	11 271 289	4 631 278	6 706 403	24 081 347
	(12 815)	(10 082 450)	304 828	(3 459 532)	(13 249 968)
Closing Balance at 31 March 2018	1 459 562	1 188 840	4 936 106	3 246 871	10 831 379

Balance as at the end of the Third Quarter of R10.8 million cannot cover creditors amounting to R66.9 million including R41.6 million owed to ESKOM. There is a need to prioritise spending to manage cash flow crisis of the municipality.

TABLE 26 CREDITORS AGE ANALYSIS

Creditors balance is R66.9 million (Second Quarter: R97.3 million). A concerted effort is being made to be pay suppliers within the MFMA deadline of 30 days and this is reflected in the age analysis in the table below.

ACC	NAME	BALANCE	CURRENT	30 DAYS	60 DAYS	90 DAYS	120+ DAYS
5668	360 AFRICA PROJECT MANA	0	0	-	-	-	-
7012	ABAFAZANA WOMEN'S PRIMA	2 350	-	2 350	-	-	-
7024	ABINGONI	6 981	-	-	6 981	-	-
6952	ADV. M RILI	73 000	-	-	-	-	73 000
1736	AKHATECH	10 142	5 071	-	5 071	-	-
6969	AL-EXFILTRA	178 388	-	-	-	-	178 388
4717	AMY'S CLEANING AND PROJ	29 550	-	-	-	29 550	-
6454	AYALIVE TRADING ENTERPR	40 000	-	-	40 000	-	-
7036	BAMBAZONKE EMBRY BUSINES	14 000	14 000	-	-	-	-
6217	BIG BLUE MARKETING T/A	317 952	-	-	-	-	317 952
2931	BIGEN AFRICA PTY LTD	562 308	562 308	-	-	-	-
6927	BUFFALO TOYOTA MTHATHA	18 897	-	-	18 897	-	-
5638	BUFFALO TOYOTA MTHATHA	42 639	-	42 639	-	-	-
6801	BUKIES ON TARGET SERVIC	10 750	-	-	-	-	10 750
4137	CAPE TO CAIRO INVESTMEN	263 250	263 250	-	-	-	-
7045	CELL C LTD	20 998	20 998	-	-	-	-
6728	CERANOX (PTY)LTD	21 872	(500 000)	-	-	-	521 872
3597	CLICK'N TRAVEL	118 869	22 779	10 013	86 077	-	-
3658	COPYWORLD	152 190	122 265	29 925	-	-	-
327	DIESEL & PETROL ENGINEE	244 592	-	-	-	-	244 592
4917	DIRANG BOHLE TRADING 27	29 309	29 309	-	-	-	-
2937	EASTERN CAPE BURIAL SC	8 094	-	-	8 094	-	-
289	EASTERN CAPE DEVELOPMEN	130 003	-	-	-	-	130 003
4947	ELB EQUIPMENT	85 241	85 241	-	-	-	-
7023	EMBRYO LOGISTICS (PTY)L	9 100	-	9 100	-	-	-

ACC	NAME	BALANCE	CURRENT	30 DAYS	60 DAYS	90 DAYS	120+ DAYS
294	ESKOM	41 656 390	(25 613 019)	16 108 124	18 880 010	19 105 040	13 176 236
6910	ESKOM 6093	19 414	-	6 414	3 766	(5 722)	14 956
6908	ESKOM 6120	76 311	-	14 978	-	31 398	29 934
6909	ESKOM 6712	2 322	-	2 322	-	-	-
6913	ESKOM 6980	2 204	-	97	2 107	-	-
6906	ESKOM 7251	8 085	-	2 041	1 187	2 457	2 400
6911	ESKOM 7687	34	-	428	(373)	505	(527)
6907	ESKOM 7868	12 664	-	2 284	3 655	3 869	2 856
6905	ESKOM 9501	11 215	-	4 656	2 223	2 158	2 179
6912	ESKOM 9804	6 254	-	4 725	3 308	(19 130)	17 351
6904	ESKOM 9920	28 888	-	1 758	3 615	11 265	12 250
6966	ESKOM9804	9 150	-	-	-	-	9 150
2900	FIKISA CLEANING CO-OPER	30 000	-	30 000	-	-	-
6149	FLEET DYNAMICS	10 367	10 367	-	-	-	-
7058	GAMEDA ATTORNEYS	37 321	-	37 321	-	-	-
5947	GCINANDLOVU PROJECTS (P	21 250	-	21 250	-	-	-
789	GOVERNMENT PRINTING WOR	29 527	-	-	29 527	-	-
1745	ICT CHOICE	87 940	-	21 985	21 985	21 985	21 985
5616	IDLOZI LAM TRADING ENTE	12 900	-	-	12 900	-	-
6935	IHLUMELOLAMASWAZI TRADI	4 300	-	-	-	-	4 300
7042	IKHO AND BUKHO BROTHERS	4 300	4 300	-	-	-	-
6451	IMBAWULA TECHNICAL SERV	1 096 761	-	-	-	668 103	428 658
4054	IMBIJELA TRADING ENTERP	19 290	19 290	-	-	-	-
2287	INDWE RISK SERVICES (PT	288 000	-	-	-	-	288 000
6786	INYAMEKO TRADING 624 CC	10 750	-	-	-	-	10 750
6867	IPOSAT (PTY) LTD	1 917 894	1 917 894	-	-	-	-
1537	ITEC WILD COAST	22 265	486	2 556	4 101	6 693	8 429
6899	JIMMYS SUPER SPAR	1 198	-	1 198	-	-	-
2888	KHABOKEDI WASTE MANGEME	1 027 600	(500 000)	-	305 520	305 520	916 560

ACC	NAME	BALANCE	CURRENT	30 DAYS	60 DAYS	90 DAYS	120+ DAYS
3413	KHITHA AND THE GIRLS	10 750	10 750	-	-	-	-
6497	KHULANI SKILLS DEVELOPM	1 037 400	-	-	1 037 400	-	-
4312	KPMG SERVICES (PTY) LTD	640 367	-	-	-	-	640 367
6687	KTSD TRADING ENTERPRISE	921 095	-	-	-	857 366	63 729
6869	KUNGAWU- ITHANDILE TRAD	21 500	-	21 500	-	-	-
1079	KWAZULU UNIFORMS	151 831	151 831	-	-	-	-
7053	L. JIKELA ATTORNEYS	40 173	40 173	-	-	-	-
2097	L.T. NTLOKO ELECTRICAL	110 306	110 306	-	-	-	-
1506	LANDIS + GYR	690 270	-	-	81 510	608 760	-
6318	LANGENI SUPPLIES (PTY)	26 618	26 618	-	-	-	-
7020	LAWN SHARKS	3 000	-	-	3 000	-	-
50	LEXIS NEXIS BUTTERWORTH	84 363	-	-	-	-	84 363
3812	LIASA	69 250	-	-	-	-	69 250
2958	LITHABODWA AGRICULTURE	40 000	-	40 000	-	-	-
32	LITHOTECH	24 865	10 406	-	-	-	14 459
5942	LITSHOBA IT CONSULTANTS	52 500	7 500	-	15 000	-	30 000
1267	LULO FUNERAL PARLOUR	2 800	2 800	-	-	-	-
7030	M. WAKABA ATTORNEYS	29 957	29 957	-	-	-	-
1050	MAGNUM FIRE SERVICES	30 233	-	-	-	-	30 233
2730	MAKHUBU CONSORTIUM	1 142 051	-	-	-	-	1 142 051
7013	MAMVUKS COMPANY	4 830	-	-	4 830	-	-
1616	MARCE FIRE FIGHTING TEC	399 154	-	399 154	-	-	-
6858	MARLISHA TRANSPORT CC	248 600	-	123 848	-	77 458	47 294
3560	MASINDWEZAMA TRADING &	40 000	-	40 000	-	-	-
3700	METRIC INDUSTRIAL SUPPL	3 394 815	-	-	3 394 815	-	-
6193	MFUNDO BISHOP TRADING (2 250	-	-	-	-	2 250
6860	MIDMAR PLANT HIRE CC	250 275	-	102 135	148 140	-	-
7015	MISO AMI NM TRADING ENT	5 190	-	-	-	5 190	-
6943	MNQAYANA ATTORNEYS	52 200	52 200	-	-	-	-

ACC	NAME	BALANCE	CURRENT	30 DAYS	60 DAYS	90 DAYS	120+ DAYS
2639	MRS L N MATIWANE	53 500	-	53 500	-	-	-
6753	MSOMIS TRANSPORTERS OF	375 600	-	-	-	-	375 600
177	NASHUA EAST LONDON	104 273	-	23 310	21 447	25 804	33 712
7041	NCLS CLEANING SERVICES	13 400	-	13 400	-	-	-
6397	NDILAPHA GENERAL TRADING	40 000	-	-	40 000	-	-
3553	NEW AGE BOOKSELLERS & S	6 714	-	-	-	-	6 714
6900	NISSAN PRETORIA	499 981	-	-	-	-	499 981
7046	NMS MANAGEMENT SOLUTION	96 102	-	96 102	-	-	-
2227	NOMPUCUKO GRANNY SUPPLI	4 300	4 300	-	-	-	-
7047	NONTUMANE TRADING ENTER	1 710	1 710	-	-	-	-
6984	OLOZA BUSINESS SOLUTION	115 977	(79 800)	-	-	195 777	-
6854	OUTDOOR MACHINE SHOP	18 100	-	18 100	-	-	-
6350	OVVIO PROPERTY MANAGEMEN	143 640	-	-	-	-	143 640
6983	PHANTSI NA PHEZULU	13 000	-	-	-	-	13 000
7019	PHOTOCRYSTALS	6 400	-	-	-	6 400	-
7031	PULE AND ZIZO TRADING (11 750	-	11 750	-	-	-
6690	PWBS CIVIL & CONSTRUCTI	1 540 000	1 540 000	-	-	-	-
1636	R-DATA	535 900	432 160	19 665	73 815	10 260	-
1446	RAMATINI SERVICE AGENTS	165 904	-	127 600	38 304	-	-
4111	RAMATINI SERVICE AGENTS	9 690	9 690	-	-	-	-
962	RANDATA FORMS (PTY) L	8 208	-	-	-	-	8 208
800	S.P.C.A.	176 000	-	-	22 000	22 000	132 000
6512	SASOL FORTGALE	355 005	20 204	275 274	59 527	-	-
6363	SEARTEC	72 429	-	-	-	-	72 429
2966	SHURUS CONSTRUCTION	780 464	304 660	-	57 484	418 320	-
3395	SIYANXUSA CLEANING & CO	40 000	-	-	40 000	-	-
3421	SIZOLWETHU FUNERAL PALO	2 700	2 700	-	-	-	-
4216	SIZWE PAINTS (PTY) LTD	59 748	-	-	47 414	12 334	-
1549	SPARCS SUPERMARKET	4 373	4 373	-	-	-	-

ACC	NAME	BALANCE	CURRENT	30 DAYS	60 DAYS	90 DAYS	120+ DAYS
7016	SPEECH SECURITY SERVICE	10 750	-	-	10 750	-	-
3665	SWIFT TRAVEL AND TOURS	1 600	-	1 600	-	-	-
6865	SWIFT TRAVEL AND TOURS	161 005	109 159	48 472	-	-	3 374
554	TELKOM S.A. (Ltd.)	691 076	-	(36 375)	368 363	79 186	279 901
5979	THAMI TONI	46 000	-	46 000	-	-	-
2190	THATHO DIROTSO FLORENC	21 500	-	-	21 500	-	-
1217	TITI FUNERALS	2 800	-	-	2 800	-	-
1284	TRELLIDOR	14 820	-	-	-	14 820	-
4293	TSHWEUYASELO TRADING CC	15 750	-	-	15 750	-	-
3029	TYEKS SECURITY SERVICES	194 940	-	-	-	-	194 940
3711	UHURU DEVELOPMENT CO-OP	10 000	-	10 000	-	-	-
112	VOLTEX	15 128	-	-	-	-	15 128
3613	WILD BREAK 1105 CC TA	7 369	-	-	-	-	7 369
1551	WORKMEN'S COMPENSATION	2 308 415	-	-	-	-	2 308 415
7029	YONDELA NTANDO TRADING	4 100	-	-	4 100	-	-
3644	ZAMA TRAFFIC SIGNALS CC	92 222	(500 000)	-	592 222	-	-
7034	ZIMASA ZIKHWE GENERAL R	6 500	-	6 500	-	-	-
6392	ZIP CODE TRADING ENTERP	40 000	-	-	40 000	-	-
TOTAL ...		66 925 780	(21 243 764)	17 797 698	25 578 821	22 497 365	22 295 660

PAYMENTS FOR THE QUARTER ENDED 31 MARCH 2018

TABLE 27 PAYMENTS FOR THE MONTH OF MARCH 2018

DATE	REF	PAYEE	ALLOCATION	NARRATION	AMOUNT
2018-01-03	30555	SASOL FORTGALE	629382905700	SASOL FORTGAL	(39 973)
2018-01-03	30556	IAN MOSS	629382905700	IAN MOSS	(30 272)
2018-01-03	30557	batabile construction /ml sons	629382905700	batabile cons	(1 435 380)
2018-01-03	30558	METRIC INDUSTRIAL SUPPLIES	629382905700	METRIC INDUST	(1 024 624)
2018-01-03	30559	ZIINZAME CONSULTING ENGINEERS PTY LTD	629382905700	ZIINZAME CONS	(102 600)
2018-01-03	30560	HONJIE TRADING ENTERPRISE	629382905700	HONJIE TRADING	(18 900)
2018-01-03	30561	SASOL FORTGALE	629382905700	SASOL FORTGAL	(67 237)
2018-01-03	30562	OLON CONSULTING ENGINEERS	629382905700	OLON CONSULTI	(147 259)
2018-01-03	30563	SASOL FORTGALE	629382905700	SASOL FORTGAL	(54 639)
2018-05-03	30564	ANIX TRADING 129 CC	629382905700	ANIX TRADING	(1 469 940)
2018-06-03	30565	STEDONE DEVELOPMENT(PTY)LTD	629382905700	STEDONE DEVEL	(1 834 102)
2018-06-03	30566	DUNAMI'S ELECTRICAL CONTRACTORS CC	629382905700	DUNAMI'S ELEC	(614 684)
2018-06-03	30567	ZIBULA MANAGEMENT & PROJECTS	629382905700	ZIBULA MANAGE	(47 996)
2018-06-03	30568	POST OFFICE	629382905700	POST OFFICE	(45 006)
2018-07-03	30569	L.T. NTLOKO ELECTRICAL cc	629382905700	L.T. NTLOKO E	(238 651)
2018-07-03	30570	CLICK'N TRAVEL	629382905700	CLICK'N TRAVE	(138 449)
2018-07-03	30571	ZAMA TRAFFIC SIGNALS CC	629382905700	ZAMA TRAFFIC	(1 127 937)
2018-07-03	30572	SWIFT TRAVEL AND TOURS	629382905700	SWIFT TRAVEL	(24 182)
2018-07-03	30573	SETHEO INVESTMENT JV CONCEPTUAL ENGINEERS	629382905700	SETHEO INVEST	(96 208)
2018-07-03	30574	ROYAL HASKONINGDHV	629382905700	ROYAL HASKONI	(369 529)
2018-07-03	30575	BOKAMOCO CONSULTING ENGINEERING SERVICES	629382905700	BOKAMOCO CONS	(143 901)
2018-07-03	30576	SPECTRUM COMMUNICATIONS (PTY) LTD	629382905700	SPECTRUM COMM	(54 087)
2018-07-03	30577	SWIFT TRAVEL AND TOURS CC	629382905700	SWIFT TRAVEL	(170 540)
2018-08-03	30578	CONTOUR TECHNOLOGY	629382905700	CONTOUR TECHN	(329 244)
2018-09-03	30579	VODACOM SERVICE PROVIDER COMPANY (PTY) LTD	629382905700	VODACOM SERVI	(408 504)

DATE	REF	PAYEE	ALLOCATION	NARRATION	AMOUNT
2018-12-03	30580	ANIX TRADING 129 CC	629382905700	ANIX TRADING	(160 000)
2018-12-03	30581	CYCLE CIVILS AND PROJECTS (PTY) LTD	629382905700	CYCLE CIVILS	(1 014 206)
2018-12-03	30582	MAKAYA LEHLAKANE	629382905700	MAKAYA LEHLAK	(13 050)
13/03/18	30583	PAYDAY	629382905700	PAYDAY	(117 333)
13/03/18	30584	KWAZULU UNIFORMS	629382905700	KWAZULU UNIFO	(225 324)
13/03/18	30585	SHURUS CONSTRUCTION	629382905700	SHURUS CONSTR	(209 160)
13/03/18	30586	UNIVERSITY OF WITWATERSRAND	629382905700	UNIVERSITY OF	(104 000)
13/03/18	30587	EKENE INVESTMENTS CC	629382905700	EKENE INVESTM	(241 470)
13/03/18	30588	WORK DYNAMICS	629382905700	WORK DYNAMICS	(14 448)
13/03/18	30589	MSOMIS TRANSPORTERS OF DANGEROUS GOODS & MEDICAL W	629382905700	MSOMIS TRANSP	(187 800)
13/03/18	30590	MARLISHA TRANSPORT CC	629382905700	MARLISHA TRAN	(212 247)
13/03/18	30591	MIDMAR PLANT HIRE CC	629382905700	MIDMAR PLANT	(137 223)
14/03/18	30592	DUNAMI'S ELECTRICAL CONTRACTORS CC	629382905700	DUNAMI'S ELEC	(88 920)
14/03/18	30593	AFRIKA RELATED MO ELECTRICAL ENGINEERING	629382905700	AFRIKA RELATE	(922 189)
15/03/18	30594	SPARGS WHOLESALE	629382905700	SPARGS WHOLES	(9 359)
15/03/18	30595	WALTONS-RTY LTD	629382905700	WALTONS PTY L	(242 110)
15/03/18	30596	SPARGS SUPERMARKET	629382905700	SPARGS SUPERM	(14 923)
15/03/18	30597	SALGA	629382905700	SALGA	(735 252)
15/03/18	30598	JIMMY'S SUPER SPAR	629382905700	JIMMY'S SUPER	(96 653)
16/03/18	30599	SPARGS SUPERMARKET	629382905700	SPARGS SUPERM	(2 927)
16/03/18	30600	KWAZIKWAKHE TRADING ENTERPRISE	629382905700	KWAZIKWAKHE T	(8 639)
16/03/18	30601	LEKO ENGINEERING CONSULTANTS	629382905700	LEKO ENGINEER	(450 376)
16/03/18	30602	JKN DEVELOPMENT CONSULTANTS	629382905700	JKN DEVELOPME	(122 864)
19/03/18	30603	SPARGS WHOLESALE	629382905700	SPARGS WHOLES	(25 801)
19/03/18	30604	REGISTRAR OF DEEDS	629382905700	REGISTRAR OF	(6 800)
20/03/18	30605	ESKOM	629382905700	ESKOM	(3 914 126)
20/03/18	30606	UWP CONSULTING (PTY) LTD	629382905700	UWP CONSULTIN	(662 089)
20/03/18	30607	KHWALO'S CONSTRUCTION	629382905700	KHWALO'S CONS	(1 102 431)

DATE	REF	PAYEE	ALLOCATION	NARRATION	AMOUNT
20/03/18	30608	LG CONSTRUCTION	629382905700	LG CONSTRUCTI	(1 290 886)
22/03/18	30609	AUDITOR GENERAL	629382905700	AUDITOR GENER	(5 030 039)
22/03/18	30610	SETHO INVESTMENT JV CONCEPTUAL ENGINEERS	629382905700	SETHO INVEST	(767 072)
22/03/18	30611	M. MNGE & ASSOCIATES	629382905700	M. MNGE & ASS	(55 062)
22/03/18	30612	S. BOOI ATTORNEYS	629382905700	S. BOOI ATTOR	(82 394)
22/03/18	30613	IPOSAT (PTY) LTD	629382905700	IPOSAT (PTY)	(1 172 650)
22/03/18	30614	MNQAYANA ATTORNEYS	629382905700	MNQAYANA ATTO	(80 425)
22/03/18	30615	MACPAUZIN MKIVA ATTORNEYS	629382905700	MACPAUZIN MKI	(51 519)
22/03/18	30616	MACINGWANE & FOLOKWE Inc.	629382905700	MACINGWANE &	(54 165)
22/03/18	30617	V. FUNANI ATTORNEYS	629382905700	V. FUNANI ATT	(36 554)
22/03/18	30618	M.MKETSU ATTORNEYS	629382905700	M.MKETSU ATTO	(28 237)
22/03/18	30619	MNIKELO DALASILE & ASSOCIATES	629382905700	MNIKELO DALAS	(127 120)
23/03/18	30620	HOTEL SAVOY & CONFERENCE CENTE	629382905700	HOTEL SAVOY &	(52 510)
23/03/18	30621	AUTOHAUS MONTI	629382905700	AUTOHAUS MONT	(14 057)
26/03/18	30622	MNGB TRADING	629382905700	MNGB TRADING	(25 000)
27/03/18	30623	TELKOM S.A. (Ltd.)	629382905700	TELKOM S.A. ((331 754)
27/03/18	30624	A2A KOPANO INCORPORATED	629382905700	A2A KOPANO IN	(722 123)
27/03/18	30625	ZAMA TRAFFIC SIGNALS CC	629382905700	ZAMA TRAFFIC	(873 816)
27/03/18	30626	EKENE INVESTMENTS CC	629382905700	EKENE INVESTM	(242 424)
27/03/18	30627	IMBAWULA TECHNICAL SERVICES	629382905700	IMBAWULA TECH	(1 183 323)
27/03/18	30628	PWBS CIVIL & CONSTRUCTION	629382905700	PWBS CIVIL &	(540 000)
27/03/18	30629	CERANOX (PTY)LTD	629382905700	CERANOX (PTY)	(690 295)
27/03/18	30630	001CWE AND PARTNERS (PTY)LTD	629382905700	001CWE AND PA	(11 163)
27/03/18	30631	LEKA M TRADING	629382905700	LEKA M TRADIN	(4 472)
27/03/18	30632	KUYAVAKALA 02 TRADING	629382905700	KUYAVAKALA 02	(18 042)
27/03/18	30633	000FRIENDZ COLLECTIVE	629382905700	000FRIENDZ CO	(13 000)
28/03/18	30634	ANIX TRADING 129 CC	629382905700	ANIX TRADING	(1 001 509)
28/03/18	30635	KONICA MINOLTA	629382905700	KONICA MINOLT	(531 982)
28/03/18	30636	L.T. NTLOKO ELECTRICAL cc	629382905700	L.T. NTLOKO E	(128 980)

DATE	REF	PAYEE	ALLOCATION	NARRATION	AMOUNT
28/03/18	30637	CITY SHUFFLE TRADING 102 CC	629382905700	CITY SHUFFLE	(11 000)
28/03/18	30638	MAJORS TENTS CONSTRUCTION & OTHER SERVICES CC	629382905700	MAJORS TENTS	(79 000)
28/03/18	30639	BRAINWAVE PROJECTS 848CC t/a MASAKHANE	629382905700	BRAINWAVE PRO	(1 485 550)
28/03/18	30640	AZA KOPANO INCORPORATED	629382905700	AZA KOPANO IN	(769 723)
28/03/18	30641	IMBIJELA TRADING ENTERPRISE	629382905700	IMBIJELA TRAD	(4 300)
28/03/18	30642	SIVA PILLAY CONSTRUCTION CC	629382905700	SIVA PILLAY C	(1 275 831)
28/03/18	30643	FREEMASON CONSTRUCTION	629382905700	FREEMASON CON	(152 240)
28/03/18	30644	TISO BLACKSTAR GROUP	629382905700	TISO BLACKSTA	(147 737)
29/03/18	30645	VUKA UZENZELE BUSINESS ENTERPR	629382905700	VUKA UZENZELE	(9 604)
29/03/18	30646	RBV TRADING ENTERPRISE	629382905700	RBV TRADING E	(241 240)
29/03/18	30647	BIGEN AFRICA PTY LTD	629382905700	BIGEN AFRICA	(1 072 860)
29/03/18	30648	STEDONE DEVELOPMENT(PTY)LTD	629382905700	STEDONE DEVEL	(3 100 000)
29/03/18	30649	BATHABILE CONSTRUCTION SERVICES	629382905700	BATHABILE CON	(2 949 220)
29/03/18	30650	HEPHZIBAH CATERERS	629382905700	HEPHZIBAH CAT	(26 875)
29/03/18	30651	M.N KULA & ASSOCIATES	629382905700	M.N KULA & AS	(39 600)
29/03/18	30652	STEDONE DEVELOPMENT(PTY)LTD	629382905700	STEDONE DEVEL	(1 260 297)
2018-01-03	SUN0301	TELKOM S.A. (Ltd.)	629929837400	TELKOM S.A. ((36 375)
2018-01-03	SUN0302	MAYA N	9/342-62-72	SALARY	(3 119)
2018-01-03	SUN0303	MSITHO M	9/342-62-72	SALARY	(8 415)
2018-01-03	SUN0304	PHILLIPS L	9/342-62-72	SALARY	(3 119)
2018-01-03	SUN0305	MAZELE S	9/342-62-72	SALARY	(3 119)
2018-01-03	SUN0306	BHABHATYI M	9/342-62-72	SALARY	(8 415)
2018-01-03	SUN0307	BANGANE M	9/342-62-72	SALARY	(11 880)
2018-01-03	SUN0308	NTAKA X	9/342-62-72	SALARY	(8 415)
2018-01-03	SUN0309	MKHOHLIWE M	9/370-62-64	SALARY	(11 880)
2018-01-03	SUN0310	MTSHAMBA S	9/370-62-64	SALARY	(8 415)
28/03/18	SUN03100	SAICE	M	TRAINING	(23 000)
29/03/18	SUN03101	DEPARTMENT OF TRANSP	629849127793	MOTOR VEHICLE	(573 157)

DATE	REF	PAYEE	ALLOCATION	NARRATION	AMOUNT
29/03/18	SUN03102	DEPARTMENT OF TRANSP	629849127793	MOTOR VEHICLE	(47 969)
29/03/18	SUN03103	DEPARTMENT OF TRANSP	629849127793	MOTOR VEHICLE	(757 188)
29/03/18	SUN03104	DEPARTMENT OF TRANSP	629849127793	MOTOR VEHICLE	(437 327)
29/03/18	SUN03105	DEPARTMENT OF TRANSP	629849127793	MOTOR VEHICLE	(451 917)
29/03/18	SUN03106	ZAMA TRAFFIC SIGNALS CC	629929837400	ZAMA TRAFFIC	(500 000)
29/03/18	SUN03107	CERANOX (PTY)LTD	629929837400	CERANOX (PTY)	(500 000)
29/03/18	SUN03108	KHABOKEDI WASTE MANGEMENT CC	629929837400	KHABOKEDI WAS	(500 000)
29/03/18	SUN03109	PG GLASS	M	EXCESS	(2 525)
2018-01-03	SUN0311	NDIMANGELE P	9/342-62-72	SALARY	(8 415)
29/03/18	SUN03110	BANGANE M	9/342-62-72	SALARY	(10 892)
29/03/18	SUN03111	MAZELE S	9/342-62-72	SALARY	(3 635)
29/03/18	SUN03112	MAYA N	9/342-62-72	SALARY	(3 119)
29/03/18	SUN03113	MKHOHLIWE M	9/342-62-72	SALARY	(10 892)
29/03/18	SUN03114	MTSHAMBA S	9/342-62-72	SALARY	(8 057)
29/03/18	SUN03115	MAKHI M	9/342-62-72	SALARY	(8 057)
29/03/18	SUN03116	NDIMANGELE P	9/342-62-72	SALARY	(8 057)
29/03/18	SUN03117	NTAKA X	9/342-62-72	SALARY	(8 057)
29/03/18	SUN03118	PHILLIPS L	9/342-62-72	SALARY	(4 078)
29/03/18	SUN03119	QOBA D	9/342-62-72	SALARY	(8 057)
2018-01-03	SUN0312	TSHOPHO M	9/342-62-72	SALARY	(8 415)
29/03/18	SUN03120	TSHOPHO M	9/342-62-72	SALARY	(8 057)
2018-01-03	SUN0313	QUALITY CASH & CARRY	M	EXTENSION COR	(457)
2018-01-03	SUN0314	INTERSIGNS	9/360-422-5389	Purchase of N	(1 045)
2018-01-03	SUN0315	SECURITY & PROTECTION	M	REMOVAL OF SA	(1 938)
2018-01-03	SUN0316	LETUKA V S	9/336-306-5737	REFUND	(705)
2018-01-03	SUN0317	NDINISA F	9/356-422-5383	REFUND	(1 500)
2018-01-03	SUN0318	SIGODI Z	M	REFUND	(546)
2018-01-03	SUN0319	MZINI M.A	9/208-104-5301	REFUND	(334)
2018-01-03	SUN0320	NKOSI vuyokazi (MWELI)	629383204903	REFUND nkosi	(1 057)

DATE	REF	PAYEE	ALLOCATION	NARRATION	AMOUNT
2018-01-03	SUN0321	MHLONTLO N	9/262-318-5337	REFUND	(500)
2018-01-03	SUN0322	MBULI M.M	9/228-412-5505	REFUND	(8 970)
2018-01-03	SUN0323	NOGAGA T.T	9/228-446-5601	REFUND	(1 505)
2018-01-03	SUN0324	KWAMBO PROPERTIES	629383203503	REFUND for kw	(1 500)
2018-01-03	SUN0325	JAMES C	M	REFUND	(7 739)
2018-12-03	SUN0326	PUBLIC INVESTMENT CORPORATION	M	REPAYMENT OF	(3 898 418)
2018-12-03	SUN0327	MILLENIUM DELTA	M	LAN SWITCH	(250)
2018-12-03	SUN0328	BIG FISH(SIKHAKHANE N)	629383204903	REFUND FOR MT	(6 668)
2018-01-03	SUN0329	AUDITOR GENERAL	629929837400	AUDITOR GENER	(1 000 000)
2018-09-03	SUN0330	RBV TRADING ENTERPRISE	629929837400	RBV TRADING E	(200 000)
15/03/18	SUN0331	INK SPOT	M	FLIP CHART ST	(1 132)
15/03/18	SUN0332	ECSA	M	APPLICATION F	(1 750)
15/03/18	SUN0333	ECSA	M	APPLICATION F	(1 750)
15/03/18	SUN0334	ECSA	M	APPLICATION F	(1 750)
15/03/18	SUN0335	SACQSP	M	PROFESSIONAL	(1 757)
15/03/18	SUN0336	SACQSP	M	PROFESSIONAL	(1 757)
15/03/18	SUN0337	SACQSP	M	PROFESSIONAL	(1 710)
15/03/18	SUN0338	SACQSP	9/366-536-6857	PROFESSIONAL	(1 368)
15/03/18	SUN0339	SACQSP	9/366-536-6857	PROFESSIONAL	(1 368)
15/03/18	SUN0340	MEMANI K	9/262-82-5151	CASUAL EMPLOY	(1 400)
15/03/18	SUN0341	VINJWA N	9/262-82-5151	CASUAL EMPLOY	(1 400)
15/03/18	SUN0342	NOKWE A	9/262-82-5151	CASUAL EMPLOY	(1 400)
15/03/18	SUN0343	NIKELO S	9/262-82-5151	CASUAL EMPLOY	(1 400)
15/03/18	SUN0344	TOTO B	9/262-82-5151	CASUAL EMPLOY	(1 400)
15/03/18	SUN0345	MHLAKAZA N	M	CASUAL EMPLOY	(1 400)
15/03/18	SUN0347	SONGCA Y	9/262-82-5151	CASUAL EMPLOY	(1 400)
15/03/18	SUN0347	MDLETYANA C	9/262-82-5151	CASUAL EMPLOY	(1 400)
15/03/18	SUN0348	NKEWANA P.W	M	REFUND	(2 229)
15/03/18	SUN0349	BUHLUNGU T	M	REFUND	(2 273)

DATE	REF	PAYEE	ALLOCATION	NARRATION	AMOUNT
15/03/18	SUN0350	MDZANGA M.S	629383229203	REFUND FOR SO	(1 057)
15/03/18	SUN0351	NDAMASE S	629383229203	REFUND FOR LE	(1 057)
15/03/18	SUN0352	SIGODI	9/312-450-5391	REFUND FOR GR	(524)
15/03/18	SUN0353	MAKA L.P	M	REFUND FOR RE	(1 331)
15/03/18	SUN0354	MENTE B	629383222503	REFUND FOR CI	(1 057)
15/03/18	SUN0355	MAJANGAZA S	629383204903	REFUND FOR CI	(2 796)
15/03/18	SUN0356	KUTU X	629383203503	REFUND FOR BU	(1 760)
15/03/18	SUN0357	JOJO N.M	629383203503	REFUND FOR BU	(3 862)
15/03/18	SUN0358	MJAMBA N.C	629383203503	REFUND FOR BU	(9 552)
15/03/18	SUN0359	MTWA T.P	629383203503	REFUND FOR BU	(1 242)
15/03/18	SUN0360	SMALL ENTERPRISE	629383204903	REFUND FOR CI	(1 057)
15/03/18	SUN0361	MINI S.B	629383204903	REFUND FOR SOU	(1 057)
15/03/18	SUN0362	GCINGCA N.R	M	REFUND FOR FU	(1 784)
15/03/18	SUN0363	KWAMBO PROPERTIES	M	REFUND FOR BU	(7 360)
15/03/18	SUN0364	SEF(NOKUZOLA MABINI)	629383204903	REFUND FOR CI	(1 057)
15/03/18	SUN0365	XABA FUNERAL (XABA)	629383229203	REFUND FOR SO	(1 057)
15/03/18	SUN0366	NU-SA PROP	629849118832	REFUND OF CRE	(23 469)
15/03/18	SUN0367	GEM HEDGE PROPERTIES	629849118832	REFUND OF CRE	(94 800)
15/03/18	SUN0368	BARNARD & MAJAVU INC	9/262-82-5151	REFUND OF CRE	(14 933)
22/03/18	SUN0369	WATERFALL COMPREHENSIVE SCHL	629383222903	REFUND FOR BA	(428)
22/03/18	SUN0370	ERIC JIHOLO	M	REFUND	(1 340)
22/03/18	SUN0371	SURTHERLAND SPARGS	9/238-388-5389	PADLOCKS	(383)
22/03/18	SUN0372	DUMANI ZOZO	9/204-318-5347	REFUND FOR FU	(1 771)
22/03/18	SUN0373	SMALL ENTERPRISE FOUNDATION	629383204903	REFUND FOR CI	(4 848)
22/03/18	SUN0374	P S A RALLY	629383222503	REFUND FOR CI	(1 053)
22/03/18	SUN0375	MZAYIYA P.M	629849118832	REFUND	(3 827)
22/03/18	SUN0376	MYEKO SIVUYILE	629383229203	REFUND FOR SO	(1 057)
22/03/18	SUN0377	ESKOM	629929837400	ESKOM	(44 227 356)
22/03/18	SUN0378	TEMBULAND GAS	9/312-318-5349	HYDRAULIC	(1 800)

DATE	REF	PAYEE	ALLOCATION	NARRATION	AMOUNT
23/03/18	SUN0379	AUTOHAUS MONTI	M	VEHICLE SERVI	(1 989)
26/03/18	SUN0380	GEM HEDGE PROPERTIES	629849118832	REFUND	(94 800)
27/03/18	SUN0381	SUN0381	629849127793	MOTOR VEHICLE	(14 333)
27/03/18	SUN0382	SUN0382	629849127793	MOTOR VEHICLE	(9 611)
27/03/18	SUN0383	SUN0383	629849127793	MOTOR VEHICLE	(48 756)
27/03/18	SUN0384	SUN0384	629849127793	MOTOR VEHICLE	(35 880)
27/03/18	SUN0385	SUN0385	629849127793	MOTOR VEHICLE	(100 530)
27/03/18	SUN0386	SUN0386	629849127793	MOTOR VEHICLE	(34 567)
27/03/18	SUN0387	SUN0387	629849127793	MOTOR VEHICLE	(131 857)
27/03/18	SUN0388	SUN0388	629849127793	MOTOR VEHICLE	(656 519)
27/03/18	SUN0389	SUN0389	629849127793	MOTOR VEHICLE	(5 701)
27/03/18	SUN0390	SUN0390	629849127793	MOTOR VEHICLE	(914 300)
27/03/18	SUN0391	SUN0391	629849127793	MOTOR VEHICLE	(337 582)
27/03/18	SUN0392	SUN0392	629849127793	MOTOR VEHICLE	(9 977)
27/03/18	SUN0393	SUN0393	629849127793	MOTOR VEHICLE	(19 653)
27/03/18	SUN0394	SUN0394	629849127793	MOTOR VEHICLE	(71 956)
27/03/18	SUN0395	SUN0395	629849127793	MOTOR VEHICLE	(93 892)
27/03/18	SUN0396	CAPE TO CAIRO INVESTMENTS	629929837400	CAPE TO CAIRO	(100 000)
27/03/18	SUN0397	OLOZA BUSINESS SOLUTIONS (PTY)LTD	629929837400	OLOZA BUSINES	(79 800)
27/03/18	SUN0398	MAJORS TENTS CONSTRUCTION & OTHER SERVICES CC	629929837400	MAJORS TENTS	(79 000)
28/03/18	SUN0399	R-DATA	629929837400	R-DATA	(379 757)
		TOTAL			(105 653 545)

TABLE 28 PAYMENTS FOR THE MONTH OF FEBRUARY 2018

DATE	REFERENCE	PAYEE	ALLOCATION	NARRATION	AMOUNT
28/02/18	29311	KSD MUNICIPALITY	9/276-518-5307	VEHICLE REGIS	-2 117,50
2018-02-03	29312	DIRECTOR FINANCE	629849120925	STAFF DEDUCTI	-77 822,64
20/02/18	SUN0244	VUKA UZENZELE BUSINESS ENTERPR	629929837400	VUKA UZENZELE	-11 211,91
20/02/18	SUN0245	RBV TRADING ENTERPRISE	629929837400	RBV TRADING E	-150 000,00
20/02/18	SUN0246	SALGA	629929837400	SALGA	-675 536,67
26/02/18	SUN0248	ESKOM	629929837400	ESKOM	-4 148 589,16
2018-07-02	SUN0201	MALGHAS B	9/262-82-5151	REFUND	-3 007,30
2018-09-02	SUN0202	DEPARTMENT OF TRANSPORT	629849127793	MOTOR VEHICLE	-131 603,16
2018-09-02	SUN0203	DEPARTMENT OF TRANSPORT	629849127793	MOTOR VEHICLE	-654 822,23
2018-09-02	SUN0204	DEPARTMENT OF TRANSPORT	629849127793	MOTOR VEHICLE	-55 685,37
2018-09-02	SUN0205	DEPARTMENT OF TRANSPORT	629849127793	MOTOR VEHICLE	-42 840,80
2018-09-02	SUN0206	DEPARTMENT OF TRANSPORT	629849127793	MOTOR VEHICLE	-750 372,90
2018-09-02	SUN0207	DEPARTMENT OF TRANSPORT	629849127793	MOTOR VEHICLE	-547 000,48
2018-09-02	SUN0208	DEPARTMENT OF TRANSPORT	629849127793	MOTOR VEHICLE	-350 131,65
2018-09-02	SUN0209	DEPARTMENT OF TRANSPORT	629849127793	MOTOR VEHICLE	-242 153,36
2018-09-02	SUN0210	DEPARTMENT OF TRANSPORT	629849127793	MOTOR VEHICLE	-94 847,10
2018-09-02	SUN0211	DEPARTMENT OF TRANSPORT	629849127793	MOTOR VEHICLE	-66 802,83
2018-09-02	SUN0212	DEPARTMENT OF TRANSPORT	629849127793	MOTOR VEHICLE	-50 786,47
2018-09-02	SUN0213	PRODIBA	629849127894	MOTOR VEHICLE	-3 397,00
2018-09-02	SUN0214	PRODIBA	629849127894	MOTOR VEHICLE	-3 871,00
2018-09-02	SUN0215	PRODIBA	629849127894	MOTOR VEHICLE	-3 239,00
2018-09-02	SUN0216	PRODIBA	629849127894	MOTOR VEHICLE	-3 160,00
2018-09-02	SUN0217	PRODIBA	629849127894	MOTOR VEHICLE	-3 713,00
2018-09-02	SUN0218	PRODIBA	629849127894	MOTOR VEHICLE	-4 819,00
2018-09-02	SUN0219	PRODIBA	629849127894	MOTOR VEHICLE	-3 555,00
2018-09-02	SUN0220	PRODIBA	629849127894	MOTOR VEHICLE	-3 634,00
2018-09-02	SUN0221	PRODIBA	629849127894	MOTOR VEHICLE	-3 871,00

DATE	REFERENCE	PAYEE	ALLOCATION	NARRATION	AMOUNT
2018-09-02	SUN0222	PRODIBA	629849127894	MOTOR VEHICLE	-3 871,00
2018-09-02	SUN0223	PRODIBA	629849127894	MOTOR VEHICLE	-1 896,00
2018-09-02	SUN0224	PRODIBA	629849127894	MOTOR VEHICLE	-4 898,00
2018-09-02	SUN0225	PRODIBA	629849127894	MOTOR VEHICLE	-3 555,00
2018-09-02	SUN0226	PRODIBA	629849127894	MOTOR VEHICLE	-4 266,00
2018-09-02	SUN0227	PRODIBA	629849127894	MOTOR VEHICLE	-3 713,00
2018-09-02	SUN0228	DUKU N	9/262-82-5151	CASUAL EMPLOY	-1 400,00
2018-09-02	SUN0229	RUNE A	9/262-82-5151	CASUAL EMPLOY	-1 400,00
2018-09-02	SUN0230	NIKELO S	9/262-82-5151	CASUAL EMPLOY	-1 400,00
2018-09-02	SUN0231	TOTO B	9/262-82-5151	CASUAL EMPLOY	-1 400,00
2018-09-02	SUN0232	NOKWE A	9/262-82-5151	CASUAL EMPLOY	-1 400,00
2018-09-02	SUN0233	MADLETYANA C	9/262-82-5151	CASUAL EMPLOY	-1 400,00
2018-09-02	SUN0234	MHLAKAZA N	9/262-82-5151	CASUAL EMPLOY	-1 400,00
2018-09-02	SUN0235	VINJWA N	9/262-82-5151	CASUAL EMPLOY	-1 400,00
2018-09-02	SUN0236	SONGCA Y	9/262-82-5151	CASUAL EMPLOY	-1 400,00
2018-09-02	SUN0237	MEMANI K	9/262-82-5151	CASUAL EMPLOY	-1 400,00
2018-12-02	SUN0238	BARLOWORLD EQUIPMENT	M	WET BRAKE OIL	-1 127,72
2018-12-02	SUN0239	WILD BREAK	M	MEASURING WHE	-679,90
15/02/18	SUN0240	DIESEL AND PETROL	M	BALL JOINTS	-1 820,00
15/02/18	SUN0241	EASY REACH STATIONERS	M	STATIONERY	-2 340,00
15/02/18	SUN0242	JIMMY SUPERSPAR	9/324-448-5651	REFRESHMENTS	-1 194,75
15/02/18	SUN0243	POOL SOLUTION	M	PRIMER	-3 890,00
21/02/18	SUN0247	UNISA	9/204-394-5373	BURSARY	-8 335,00
27/02/18	SUN0249	QAYISO N	9/252-448-5643	REFUND	-297,40
2018-01-02	30502	O.R.TAMBO DISTRICT MUNICIPALIT	629382905700	O.R.TAMBO DIS	-914 839,92
2018-01-02	30503	SHERIFF OF THE HIGH COURT	629382905700	SHERIFF OF TH	-26 657,40
2018-01-02	30504	BIGEN AFRICA PTY LTD	629382905700	BIGEN AFRICA	-1 072 860,00
2018-01-02	30505	MZI DAVE TRADING PTY LTD	629382905700	MZI DAVE TRAD	-4 370,00
2018-02-02	30506	CLICK'N TRAVEL	629382905700	CLICK'N TRAVE	-133 019,51

DATE	REFERENCE	PAYEE	ALLOCATION	NARRATION	AMOUNT
2018-02-02	30507	MAMELA TAXI RANK	629382905700	MAMELA TAXI R	-8 250,00
2018-05-02	30508	LIKHITHANANDE ENGINEERS & PROJECT MANAGERS	629382905700	LIKHITHANANDE	-135 660,00
2018-05-02	30509	EGXENI ENGINEERING	629382905700	EGXENI ENGINE	-459 480,70
2018-06-02	30510	AKHATECH	629382905700	AKHATECH	-25 356,05
2018-06-02	30511	M.N.G.B TRADING ENTERPRSE	629382905700	M.N.G.B TRADI	-195 200,00
2018-06-02	30512	MASAMULA TRADING AND PROJECTS	629382905700	MASAMULA TRAD	-40 500,00
2018-07-02	30513	VUKA UZENZELE BUSINESS ENTERPR	629382905700	VUKA UZENZELE	-11 211,91
2018-07-02	30514	K2016140979 (SOUTH AFRICA	629382905700	K2016140979 (-4 210,00
2018-07-02	30515	NIHLUTHE INVESTMENTS PTY(LTD)	629382905700	NIHLUTHE INVE	-750 000,00
2018-09-02	30516	SPARGS SUPERMARKET	629382905700	SPARGS SUPERM	-2 160,03
2018-09-02	30517	C.S. MAGAZI ATTORNEY	629382905700	C.S. MAGAZI	-76 000,00
2018-09-02	30518	WILD BREAK 1105 CC TA	629382905700	WILD BREAK 11	-14 544,95
2018-09-02	30519	CLIVE BERNARD BARTON	629382905700	CLIVE BERNARD	-34 193,98
2018-09-02	30520	M. WAKABA ATTORNEYS	629382905700	M. WAKABA ATT	-151 630,46
13/02/18	30521	KWAZIKWAKHE TRADING ENTERPRISE	629382905700	KWAZIKWAKHE T	-8 639,00
13/02/18	30522	SASOL FORTGALE	629382905700	SASOL FORTGAL	-411 915,50
13/02/18	30523	SASOL NORWOOD	629382905700	SASOL NORWOOD	-4 357,00
14/02/18	30524	TELKOM S.A. (Ltd.)	629382905700	TELKOM S.A. (-339 128,59
19/02/18	30525	ASSOCIATION OF MUNICIPAL ELECT	629382905700	ASSOCIATION O	-7 155,00
19/02/18	30526	NKOLI MADAZA & ASSCIATES	629382905700	NKOLI MADAZA	-38 812,18
19/02/18	30527	W.T.MNQANDI & ASS. ATTORNEYS	629382905700	W.T.MNQANDI &	-197 218,02
19/02/18	30528	ADVOCATE VUYANI KUNJU	629382905700	ADVOCATE VUYA	-33 345,00
19/02/18	30529	T.M NTSALUBA	629382905700	T.M NTSALUBA	-82 080,00
19/02/18	30530	A.S ZONO AND ASSOCIATES	629382905700	A.S ZONO AND	-120 323,46
19/02/18	30531	ZAMA TRAFFIC SIGNALS CC	629382905700	ZAMA TRAFFIC	-170 250,28
19/02/18	30532	IMBAWULA TECHNICAL SERVICES	629382905700	IMBAWULA TECH	-468 281,30
19/02/18	30533	AMINACHEM PTY (LTD)	629382905700	AMINACHEM PTY	-12 403,09
19/02/18	30534	MGCOTYELWA KREWU INC.	629382905700	MGCOTYELWA KR	-43 329,00

DATE	REFERENCE	PAYEE	ALLOCATION	NARRATION	AMOUNT
19/02/18	30535	ADVOCATE S.Y MALUNGA	629382905700	ADVOCATE S.Y	-145 000,00
21/02/18	30536	ELB EQUIPMENT	629382905700	ELB EQUIPMENT	-134 059,80
22/02/18	30537	STEDONE DEVELOPMENT(PTY)LTD	629382905700	STEDONE DEVEL	-2 242 539,88
23/02/18	30538	TRANSKEI YAMAHA	629382905700	TRANSKEI YAMA	-13 281,71
23/02/18	30539	TARGET LINE CC	629382905700	TARGET LINE C	-7 500,06
23/02/18	30540	INYAMEKO TRADING 624 CC	629382905700	INYAMEKO TRAD	-267 230,00
15/02/18	30542	ESKOM 6980	629382905700	ESKOM 6980	-12 905,39
26/02/18	30543	ESKOM	629382905700	ESKOM	-5 851 410,84
27/02/18	30544	TAKE NOTE TRADING	629382905700	TAKE NOTE TRA	-26 400,00
27/02/18	30545	SOUTH WEST COMPUTERS CORPOTION CC.	629382905700	SOUTH WEST CO	-19 500,00
28/02/18	30546	M MNGE & ASS	629382905700	M MNGE & ASS	-39 182,71
28/02/18	30547	MNIKELO DALASILE & ASSOCIATES	629382905700	MNIKELO DALAS	-258 756,63
28/02/18	30548	STEDONE DEVELOPMENT(PTY)LTD	629382905700	STEDONE DEVEL	-2 395 681,43
28/02/18	30549	T. MADYIBI ATTORNEYS	629382905700	T. MADYIBI AT	-84 117,55
28/02/18	30550	ESKOM 6712	629382905700	ESKOM 6712	-14 996,46
28/02/18	30551	P.N. ZIDE AND PARTNERS Inc	629382905700	P.N. ZIDE AND	-55 665,77
28/02/18	30552	M.M. HOLI ATTORNEY	629382905700	M.M. HOLI ATT	-31 107,64
28/02/18	30553	BONGANI G. MTATI ATTORNEYS	629382905700	BONGANI G. MT	-45 808,47
TOTAL..					-25 787 000,97

TABLE 29 PAYMENTS FOR THE MONTH OF JANUARY 2018

DATE	REF	PAYEE	ALLOCATION	NARRATION	AMOUNT
29/01/18	29304	S.A POST OFFICE	9/270-420-5471	POST BOX RENE	(450)
29/01/18	29305	KSD MUNICIPALITY	9/276-518-5307	VEHICLE REGIS	(1 386)
29/01/18	29306	KSD MUNICIPALITY	9/276-518-5307	VEHICLE REGIS	(35 934)
29/01/18	29307	KSD MUNICIPALITY	9/276-518-5307	VEHICLE REGIS	(29 280)
31/01/18	29308	KSD MUNICIPALITY	9/276-518-5307	VEHICLE REGIS	(35 934)
31/01/18	29309	S.A POST OFFICE	9/270-420-5471	POSTAGE OF ST	(48 009)
31/01/18	29310	S.A POST OFFICE	9/270-420-5471	;POSTAGE OF S	(48 009)
2018-08-01	30463	SOLETHU ENERGY (PTY) LTD	629382905700	SOLETHU ENERG	(348 000)
2018-09-01	30464	ESKOM	629382905700	ESKOM	(9 546 469)
2018-11-01	30465	UHURU DEVELOPMENT CO-OPERATIVE LIMITED	629382905700	UHURU DEVELOP	(160 000)
2018-12-01	30466	SISEKO MANAGEMENT INSTITUTE	629382905700	SISEKO MANAGE	(579 003)
18/01/18	30467	VUKA UZENZELE BUSINESS ENTERPR	629382905700	VUKA UZENZELE	(11 121)
19/01/18	30471	SASOL NORWOOD	629382905700	SASOL NORWOOD	(124 578)
23/01/18	30472	TELKOM S.A. (Ltd.)	629382905700	TELKOM S.A. ((355 292)
23/01/18	30473	MAJORS TENTS CONSTRUCTION & OTHER SERVICES CC	629382905700	MAJORS TENTS	(126 000)
25/01/18	30474	KONICA MINOLTA	629382905700	KONICA MINOLT	(341 983)
29/01/18	30475	S.A POST OFFICE	9/270-420-5471	POST BOX RENE	(1 800)
29/01/18	30480	TISO BLACKSTAR GROUP	629382905700	TISO BLACKSTA	(40 666)
30/01/18	30481	COPYWORLD	629382905700	COPYWORLD	(119 700)
30/01/18	30482	BRAINWAVE PROJECTS 848CC t/a MASAKHANE	629382905700	BRAINWAVE PRO	(2 403 042)
30/01/18	30483	BATHABILE CONSTRUCTION SERVICES	629382905700	BATHABILE CON	(888 442)
30/01/18	30484	SIVA PILLAY CONSTRUCTION CC	629382905700	SIVA PILLAY C	(469 623)
30/01/18	30485	360 AFRICA PROJECT MANAGERS	629382905700	360 AFRICA PR	(362 041)
30/01/18	30486	CYCLE CIVILS AND PROJECTS (PTY) LTD	629382905700	CYCLE CIVILS	(1 108 471)
30/01/18	30487	STEDONE DEVELOPMENT(PTY)LTD	629382905700	STEDONE DEVEL	(1 989 040)
30/01/18	30488	NKOLI MADAZA & ASSOCIATES	629382905700	NKOLI MADAZA	(63 443)
30/01/18	30489	MNIKELO DALASILE & ASSOCIATES	629382905700	MNIKELO DALAS	(240 942)

DATE	REF	PAYEE	ALLOCATION	NARRATION	AMOUNT
30/01/18	30490	REGISTRAR OF DEEDS	629382905700	REGISTRAR OF	(3 317)
30/01/18	30491	GORCIA B&B CATERING & PROJECTS	629382905700	GORCIA B&B CA	(3 225)
30/01/18	30492	M. MNGE & ASSOCIATES	629382905700	M. MNGE & ASS	(18 301)
30/01/18	30493	MNQAYANA ATTORNEYS	629382905700	MNQAYANA ATTO	(55 996)
30/01/18	30494	N. DILESI ATTORNEYS	629382905700	N. DILESI ATT	(44 295)
30/01/18	30495	BABE & TALAPILE Inc. ATTORNEYS	629382905700	BABE & TALAPI	(33 546)
30/01/18	30499	IPROSAT (PTY) LTD	629382905700	IPROSAT (PTY)	(728 896)
31/01/18	30500	SPARCS SUPERMARKET	629382905700	SPARCS SUPERM	(31 189)
31/01/18	30501	SONANI TRADING (PTY)LTD	629382905700	SONANI TRADIN	(118 010)
2018-09-01	SUN0101	DAVOSTIC TRADING CC	M	SERVICING OF	(1 938)
2018-09-01	SUN0102	BRAMARIA TURF	9/284-440-5725	MECHANICAL EQ	(1 998)
2018-09-01	SUN0103	BUHLUNGU T	M	REFUND	(2 420)
2018-09-01	SUN0104	LITHOTEC	9/262-422-5377	RECEIPT BOOKS	(2 000)
2018-09-01	SUN0105	LIVABONA	9/282-422-5381	BUSINESS CARD	(720)
2018-09-01	SUN0106	LINAWOTHI (PTY)LTD	9/302-118-5425	TRANSPORT	(2 000)
2018-09-01	SUN0107	MAMELA TAXI RANK	9/202-128-5787	TRANSPORT	(1 500)
2018-09-01	SUN0108	INST FOR LOCAL GOVT	M	CONFERENCE FE	(4 500)
2018-09-01	SUN0109	CIGFARO/IMEO	M	MEMBERSHIP FE	(790)
2018-09-01	SUN0110	IMESA	M	MEMBERSHIP FE	(260)
29/01/17	SUN01100	BAM T.O	629383203503	REFUND	(2 331)
29/01/17	SUN01101	LEWIS P.M	629383203503	REFUND	(710)
29/01/17	SUN01102	FAYINDIALA N	629383203503	REFUND	(1 060)
29/01/17	SUN01103	PENDU I.N	629383203503	REFUND	(1 510)
29/01/17	SUN01104	QWASE N.A	629383203503	REFUND	(2 140)
29/01/17	SUN01105	MAQOKOLO P.P	629383203503	REFUND	(501)
29/01/17	SUN01106	MVINJELWA S.V	629383203503	REFUND	(620)
29/01/17	SUN01107	DM DLOKWENI	9/262-82-5151	REFUND	(28 000)
30/01/18	SUN01108	ESKOM	629929837400	ESKOM	(6 000 000)
30/01/17	SUN01109	PANTSHWA A.O	9/282-88-5699	REFUND	(11 110)

DATE	REF	PAYEE	ALLOCATION	NARRATION	AMOUNT
2018-09-01	SUN0111	ECSA	M	MEMBERSHIP FE	(263)
30/01/18	SUN01110	JIMMY SUPERSPAR	9/234-482-5391	REFRESHMENTS	(612)
30/01/18	SUN01111	SIBAKHONA MEDIA	9/374-122-5379	SOUND SYSTEM	(2 000)
30/01/18	SUN01112	QUALITY PLUMBERS	M	ROLLER AND HA	(638)
30/01/18	SUN01113	NOMSA TUME TRADING	9/374-122-5379	REPLACING OF	(2 000)
30/01/18	SUN01114	GAME STORES	9/362-564-6997	HEATER & DOOR	(948)
30/01/18	SUN01115	EXPLOTRADE CC	9/256-342-5639	EXCESS	(3 183)
30/01/18	SUN01116	ECPG DEPT HUMAN	629424035940	INTEREST PAYO	(119)
30/01/18	SUN01117	ECPG DEPT HUMAN	629424035940	INTEREST PAYO	(24 607)
30/01/18	SUN01118	ECPG DEPT HUMAN	629424035940	INTEREST PAYO	(10)
30/01/18	SUN01119	ECPG DEPT HUMAN	629424035940	INTEREST PAYO	(7 785)
2018-09-01	SUN0112	CIGFARO	M	REGISTRATION	(14 327)
30/01/18	SUN01120	ECPG DEPT HUMAN	629424035940	INTEREST PAYO	(11 978)
30/01/18	SUN01121	ECPG DEPT HUMAN	629424035940	INTEREST PAYO	(58)
30/01/18	SUN01122	ECPG DEPT HUMAN	629424035940	INTEREST PAYO	(6 480)
30/01/18	SUN01123	CASHBUILD	M		(3 587)
30/01/18	SUN01124	MHLONTLO N	9/262-318-5337	REFUND	(555)
30/01/18	SUN01125	SILWANA L	9/324-388-5389	REFUND	(296)
30/01/18	SUN01126	TRANSKEI YAMAHA	M	CHAIN SAW	(1 543)
30/01/18	SUN01127	JIMMY SUPERSPAR	9/234-482-5391	REFRESHMENTS	(1 305)
30/01/18	SUN01128	UNIQUE BODYWORKS	9/256-342-5639	EXCESS	(5 575)
30/01/18	SUN01129	EXPLOTRADE	9/256-342-5639	EXCESS	(7 684)
2018-09-01	SUN0113	S.A CNCL FOR Q.S	M	MEMBERSHIP FE	(1 757)
30/01/18	SUN01130	PG GLASS	9/256-342-5639	EXCESS	(1 598)
30/01/18	SUN01131	NGOVELA Z.H	9/366-536-6857	REFRESHMENTS	(309)
30/01/18	SUN01132	GLOBAL RTC EMPIRE	9/376-322-5533	TRANSPORT	(900)
30/01/18	SUN01133	OWENS PANEL BEATERS	9/256-342-5639	EXCESS	(2 300)
30/01/18	SUN01134	BUHLUNGU T	M	REFUND	(3 699)
30/01/18	SUN01135	NKEWANA P.W	M	REFUND	(1 322)

DATE	REF	PAYEE	ALLOCATION	NARRATION	AMOUNT
30/01/18	SUN01136	SOUTH AFRICAN POST OFFICE	9/270-420-5471	POST BOX RENE	(450)
30/01/18	SUN01137	SOUTH AFRICAN POST OFFICE	9/270-420-5471	POST BOX RENE	(1 800)
31/01/18	SUN01138	SOUTH AFRICAN POST OFFICE	9/270-420-5471	POST BOX RENE	(450)
31/01/18	SUN01139	NTAKA X	9/336-62-68	SALARY	(8 402)
2018-09-01	SUN0114	SAICE	M	MEMBERSHIP FE	(5 661)
31/01/18	SUN01140	MAZELE S	9/336-62-68	SALARY	(3 119)
31/01/18	SUN01141	NDIMANGELE P	9/336-62-68	SALARY	(8 402)
31/01/18	SUN01142	MAYA N	9/336-62-68	SALARY	(3 119)
31/01/18	SUN01143	PHILLIPS L	9/336-62-68	SALARY	(3 119)
31/01/18	SUN01144	MTSHAMBA S	9/370-62-64	SALARY	(8 402)
31/01/18	SUN01145	LUYENGE M	9/370-62-64	SALARY	(8 402)
31/01/18	SUN01146	QOBA D	9/370-62-64	SALARY	(8 402)
31/01/18	SUN01147	MKHOHLIWE M	9/370-62-64	SALARY	(11 162)
31/01/18	SUN01148	BANGANE M	9/336-62-68	SALARY	(11 162)
31/01/18	SUN01149	MANKOSI B	9/336-62-68	SALARY	(8 402)
2018-09-01	SUN0115	SA FOOTBALL ASSOCIATION	9/284-440-5725	MEMBERSHIP FE	(2 400)
31/01/18	SUN01150	MAKHI M	9/336-62-68	SALARY	(8 402)
31/01/18	SUN01151	TSHOPHO T	9/336-62-68	SALARY	(8 402)
2018-09-01	SUN0116	SACPCMP	M	MEMBERSHIP FE	(5 508)
2018-09-01	SUN0117	AMINACHEM	M	CLEANING MATE	(2 764)
2018-09-01	SUN0118	DAILY DISPATCH	m	SUBSCRIPTION	(3 195)
2018-09-01	SUN0119	NGUZA N	9/324-448-5651	REFUND	(479)
2018-09-01	SUN0120	DUMANI ZOZO	9/204-318-5347	REFUND	(600)
2018-09-01	SUN0121	SIGIDI Z	9/300-594-6979	REFUND	(1 642)
2018-09-01	SUN0122	MAYEKISO M.A	629849118832	REFUND	(6 730)
2018-09-01	SUN0123	ZIBI M	9/366-536-6857	REFUND	(3 195)
2018-09-01	SUN0124	DAILY DISPATCH	9/366-406-5445	SUBSCRIPTION	(1 635)
2018-09-01	SUN0125	GAME STORES	9/242-590-6959	MICROWAVE	(1 799)
2018-09-01	SUN0126	ABANQOBI	629383204903	REFUND	(2 796)

DATE	REF	PAYEE	ALLOCATION	NARRATION	AMOUNT
2018-09-01	SUN0127	TWIN LODGE	126276612440	REFUND	(2 836)
2018-09-01	SUN0128	MHLAKAZA NOLUBABALO	9/244-706-10501	REFUND	(1 057)
2018-09-01	SUN0129	SIVUYILE DIBELA	629383204903	REFUND	(428)
2018-09-01	SUN0130	GAME STORES	9/238-388-5389	CLIPBOARDS	(600)
2018-09-01	SUN0131	CASHBUILD	M	MORTICE LOCKS	(1 590)
2018-09-01	SUN0132	EASY REACH	M	STATIONERY	(1 591)
2018-09-01	SUN0133	MILLENIUM DELTA	M	LAPTOP SCREEN	(6 850)
2018-09-01	SUN0134	MILLENIUM DELTA	M	LAPTOP SCREEN	(6 000)
2018-09-01	SUN0135	LUWACA N.K	629849118832	REFUND	(2 000)
2018-09-01	SUN0136	NKABINDINI CONSTRUCTION	9/286-322-5521	TRANSPORT	(1 500)
2018-09-01	SUN0137	ESKOM	629929837400	ESKOM	(10 453 531)
2018-12-01	SUN0138	WALTONS PTY LTD	629929837400	WALTONS PTY L	(242 110)
2018-12-01	SUN0139	NIHLUTHE INVESTMENTS PTY(LTD)	629929837400	NIHLUTHE INVE	(254 654)
2018-12-01	SUN0139	NIHLUTHE INVESTMENTS PTY(LTD)	629929837400	NIHLUTHE INVE	254 654
2018-12-01	SUN0139	NIHLUTHE INVESTMENTS PTY(LTD)	629929837400	NIHLUTHE INVE	(750 000)
2018-12-01	SUN0140	SALGA	629929837400	SALGA	(675 537)
19/01/18	SUN0141	DEPARTMENT OF TRANSP	629849127793	MOTOR VEHICLE	(217 186)
19/01/18	SUN0142	DEPARTMENT OF TRANSP	629849127793	MOTOR VEHICLE	(137 823)
19/01/18	SUN0143	DEPARTMENT OF TRANSP	629849127793	MOTOR VEHICLE	(603 388)
19/01/18	SUN0144	DEPARTMENT OF TRANSP	629849127793	MOTOR VEHICLE	(637 983)
19/01/18	SUN0145	DEPARTMENT OF TRANSP	629849127793	MOTOR VEHICLE	(635 857)
19/01/18	SUN0146	DEPARTMENT OF TRANSP	629849127793	MOTOR VEHICLE	(550 189)
19/01/18	SUN0147	DEPARTMENT OF TRANSP	629849127793	MOTOR VEHICLE	(12 889)
19/01/18	SUN0148	DEPARTMENT OF TRANSP	629849127793	MOTOR VEHICLE	(26 808)
19/01/18	SUN0149	DEPARTMENT OF TRANSP	629849127793	MOTOR VEHICLE	(23 458)
19/01/18	SUN0150	DEPARTMENT OF TRANSP	629849127793	MOTOR VEHICLE	(84 685)
19/01/18	SUN0151	DEPARTMENT OF TRANSP	629849127793	MOTOR VEHICLE	(19 829)
19/01/18	SUN0152	PRODIBA	629849127894	LICENSING	(2 686)
19/01/18	SUN0153	PRODIBA	629849127894	LICENSING	(2 765)

DATE	REF	PAYEE	ALLOCATION	NARRATION	AMOUNT
19/01/18	SUN0154	PRODIBA	629849127894	LICENSING	(4 740)
19/01/18	SUN0155	PRODIBA	629849127894	LICENSING	(3 634)
19/01/18	SUN0156	PRODIBA	629849127894	LICENSING	(3 476)
19/01/18	SUN0157	PRODIBA	629849127894	LICENSING	(2 765)
19/01/18	SUN0158	PRODIBA	629849127894	LICENSING	(4 029)
19/01/18	SUN0159	PRODIBA	629849127894	LICENSING	(3 081)
19/01/18	SUN0160	PRODIBA	629849127894	LICENSING	(3 397)
19/01/18	SUN0161	PRODIBA	629849127894	LICENSING	(3 950)
19/01/18	SUN0162	PRODIBA	629849127894	LICENSING	(948)
19/01/18	SUN0163	PRODIBA	629849127894	LICENSING	(4 503)
19/01/18	SUN0164	PRODIBA	629849127894	LICENSING	(474)
19/01/18	SUN0165	PRODIBA	629849127894	LICENSING	(3 318)
19/01/18	SUN0166	PRODIBA	629849127894	LICENSING	(5 530)
19/01/18	SUN0167	PRODIBA	629849127894	LICENSING	(3 871)
19/01/18	SUN0168	PRODIBA	629849127894	LICENSING	(5 846)
19/01/18	SUN0169	PRODIBA	629849127894	LICENSING	(5 688)
19/01/18	SUN0170	PRODIBA	629849127894	LICENSING	(3 397)
19/01/18	SUN0171	PRODIBA	629849127894	LICENSING	(5 846)
19/01/18	SUN0172	PRODIBA	629849127894	LICENSING	(4 503)
19/01/18	SUN0173	PRODIBA	629849127894	LICENSING	(8 058)
19/01/18	SUN0174	PRODIBA	629849127894	LICENSING	(3 792)
19/01/18	SUN0175	PRODIBA	629849127894	LICENSING	(4 029)
19/01/18	SUN0176	PRODIBA	629849127894	LICENSING	(4 266)
19/01/18	SUN0177	PRODIBA	629849127894	LICENSING	(4 424)
19/01/18	SUN0178	PRODIBA	629849127894	LICENSING	(1 501)
19/01/18	SUN0179	PRODIBA	629849127894	LICENSING	(4 424)
19/01/18	SUN0180	PRODIBA	629849127894	LICENSING	(5 135)
19/01/18	SUN0181	PRODIBA	629849127894	LICENSING	(4 108)
19/01/18	SUN0182	PRODIBA	629849127894	LICENSING	(3 792)

DATE	REF	PAYEE	ALLOCATION	NARRATION	AMOUNT
19/01/18	SUN0183	PRODIBA	629849127894	LICENSING	(4 187)
19/01/18	SUN0184	PRODIBA	629849127894	LICENSING	(4 029)
23/01/18	SUN0185	SONGCA Y	9/262-82-5151	STIPEND	(1 400)
23/01/18	SUN0186	MADLETYANA C	9/262-82-5151	STIPEND	(1 400)
23/01/18	SUN0187	VINJWA N	9/262-82-5151	STIPEND	(1 400)
23/01/18	SUN0188	MHLAKAZA N	9/262-82-5151	STIPEND	(1 400)
23/01/18	SUN0189	RUNE A	9/262-82-5151	STIPEND	(1 400)
23/01/18	SUN0190	DUKU N	9/262-82-5151	STIPEND	(1 400)
23/01/18	SUN0191	TOTO B	9/262-82-5151	STIPEND	(1 400)
23/01/18	SUN0192	NOKWE A	9/262-82-5151	STIPEND	(1 400)
23/01/18	SUN0193	NIKELO S	9/262-82-5151	STIPEND	(1 400)
23/01/18	SUN0194	MEMANI K	9/262-82-5151	STIPEND	(1 400)
23/01/18	SUN0195	DBSA	M	REPAYMENT LOA	(2 565 030)
29/01/17	SUN0196	NGCABA T	629383203503	REFUND	(1 294)
29/01/17	SUN0197	SIGU MJ	629383203503	REFUND	(5 130)
29/01/17	SUN0198	KINGDOM THRONE	629383204903	REFUND	(6 436)
29/01/17	SUN0199	S. MAKETHA-JESUS DOM	629383204903	REFUND	(2 796)
TOTAL					(44 649 578)

TABLE 30 LONG AND SHORT TERM BORROWINGS

	Balance 1 January 2018	Repayments (Capital) inclusive of interest	Capitalised Interest	Balance at 31 January 2018
PIC	11 423 598,98	-	-	11 423 598,98
DBSA 13335/20	1 767 429,06	608 223,49	106 332,47	1 265 538,04
DBSA 10378771/1	19 271 281,01	1 768 024,04	700 452,81	18 203 709,78
DBSA 10875/102	908 198,00	188 782,56	54 086,62	773 502,06
TOTAL LIABILITIES AT 31 January 2018	33 370 507,05	2 565 030,09	860 871,90	31 666 348,86

	Balance 1 February 2018	Repayments (Capital) inclusive of interest	Capitalised Interest	Balance at 28 February 2018
PIC	11 423 598,98	-	-	11 423 598,98
DBSA 13335/20	1 265 538,04	-	-	1 265 538,04
DBSA 10378771/1	18 203 709,78	-	-	18 203 709,78
DBSA 10875/102	773 502,06	-	-	773 502,06
TOTAL LIABILITIES AT 28 February 2018	31 666 348,86	-	-	31 666 348,86

	Balance 1 March 2018	Repayments (Capital) inclusive of interest	Capitalised Interest	Balance at 31 March 2018
PIC	11 423 598,98	3 898 417,73	452 335,88	7 977 517,13
DBSA 13335/20	1 265 538,04	-	-	1 265 538,04
DBSA 10378771/1	18 203 709,78	-	-	18 203 709,78
DBSA 10875/102	773 502,06	-	-	773 502,06
TOTAL LIABILITIES AT 31 March 2018	31 666 348,86	3 898 417,73	452 335,88	28 220 267,01

PART 2

SECTION 66 REPORT

1. BACKGROUND AND PURPOSE

Chapter 8 of the Municipal Finance Management Act, Act 66 of 2003 particularly section 66, states that the accounting officer of the municipality- Must, report to council on Expenditure incurred on staff salaries, wages, allowances and Benefits.

TABLE 31 SECTION 66 REPORT: EMPLOYEE RELATED COSTS

KING SABATA DALINDYEBO LOCAL MUNICIPALITY											
SECTION 66 REPORT FOR THE PERIOD ENDED 31 MARCH 2018											
DESCRIPTION	ANNUAL				YEAR TO DATE						
	BUDGET	ACTUAL	VARIANCE	VAR %	BUDGET	QTY 1 ACTUAL	QTY 2 ACTUAL	QTY 3 ACTUAL	TOTAL	VARIANCE	VAR %
	R'000	R'000	R'000		R'000	R'000	R'000	R'000	R'000	R'000	
Employee Related Costs											
Allowance - Acting / Extra Dut	10 827	4 560	6 267	58%	8 120	1 545	1 347	1 667	4 560	3 560	44%
Allowance - Cell Phones	1 932	1 210	722	37%	1 449	651	(341)	899	1 210	239	16%
Allowance- Housing Rental Subs	66		66	100%	50		-	-	-	50	100%
Allowance - Housing Bond Subs	711	763	(51)	-7%	534	686	682	(605)	763	(229)	-100%
Allowance - Housing	21 400	15 222	6 178	29%	16 050	4 305	4 179	6 738	15 222	828	5%
Allowance - Nightshift	5 993	4 628	1 366	23%	4 495	1 538	1 452	1 637	4 628	(133)	-3%
Allowance - Perform Incentives	194	11	183	94%	146	666	111	(766)	11	134	-100%
Allowance - Qualification	59		59	100%	44		-	-	-	44	100%
Allowance - Tool & Accessories	46	25	21	46%	35	5	6	14	25	10	28%
Allowance Travel	12 152	6 437	5 715	47%	9 114	1 782	1 618	3 038	6 437	2 677	29%
Bonuses - Annual Leave	16 027	10 965	5 062	32%	12 020	1 882	3 309	5 774	10 965	1 056	9%
Bonuses - Long Service	6 462	4 002	2 460	38%	4 846	1 268	1 243	1 491	4 002	844	17%
Casual Labour	6 681	2 459	4 222	63%	5 011	9 004	8 505	(15 049)	2 459	2 551	-100%
Contributions - Medical Aid Fd	26 387	15 701	10 686	40%	19 790	4 766	4 760	6 174	15 701	4 090	21%
Contri.- Medical Aid for pensi	415		415	100%	312	5	5	(11)	-	312	100%
Contributions - Pension Fund	23 338	17 221	6 118	26%	17 504	7 150	7 045	3 025	17 221	283	2%
Contributions - Provident Fund	11 123	6 923	4 200	38%	8 342	271	265	6 387	6 923	1 420	17%
Insurance - Group Life	6 836	3 646	3 190	47%	5 127	5	5	3 635	3 646	1 481	29%
Insurance - Group Funeral	550	520	30	5%	413	1 288	1 272	(2 040)	520	(107)	-100%
Insurance - UIF	2 480	1 607	873	35%	1 860	482	462	663	1 607	253	14%
Insurance - Accident Liability	2		2	100%	1		-	-	-	1	100%
Overtime Pay	15 743	16 896	(1 153)	-7%	11 807	5 472	5 323	6 100	16 896	(5 089)	-43%
Salaries	241 385	166 460	74 925	31%	181 039	50 023	43 757	72 680	166 460	14 579	8%
Standby & Callout's	1 026	587	438	43%	769	16	29	542	587	182	24%
Levy - Skills Development[SETA]	3 713	4 064	(351)	-9%	2 785	1 622	976	1 466	4 064	(1 280)	-46%
VOTE TOTAL	415 549	283 905	131 643	32%	311 662	94 434	86 011	103 461	283 905	27 756	9%

TABLE 32 SECTION 66 REPORT: REMUNERATION OF COUNCILLORS

DESCRIPTION	ANNUAL				YEAR TO DATE						
	BUDGET	ACTUAL	VARIANCE	VAR %	BUDGET	QTY 1 ACTUAL	QTY 2 ACTUAL	QTY 3 ACTUAL	TOTAL	VARIANCE	VAR %
	R'000	R'000	R'000		R'000	R'000	R'000	R'000	R'000	R'000	
Remuneration Of Councillors											
Allowance - Cell Phones	1 951	2 639	(688)	-35%	1 463	493	524	1 623	2 639	(1 176)	-80%
Allowance- Housing Rental Subs	111		111	100%	83	-	-	-	-	83	100%
Allowance - Travel	5 832		5 832	100%	4 374	-	7	(7)	-	4 374	100%
Allowance - Personal Equip Use	-		-	-100%	-	-	-	-	-	-	100%
Contributions - Medical Aid Fd	89		89	100%	67	-	-	-	-	67	100%
Insurance - UIF	-		-	-100%	-	-	-	-	-	-	-100%
Salaries	18 625	17 437	1 188	6%	13 969	5 701	3 676	8 061	17 437	(3 469)	-25%
Subsistence & Travelling	124	61	63	51%	93	-	1	61	61	32	34%
VOTE TOTAL	26 732	20 138	6 595	25%	20 049	6 193	4 207	9 738	20 138	(89)	0%

3.1 COMMENTS ON SIGNIFICANT VARIANCES

The following line items reflects material variances as at 31 MARCH 2018

Employee related:

- Allowance – Housing Bond subsidy overspent by R229 000.
- Allowance – Nightshift overspent by R133 000.
- Insurance – Group Funeral overspent by R107 000.
- Overtime overspent by R5 million.
- Levy – Skills Development overspent by R1.2 million.
- There are employees that are being paid extra-duty, overtime and acting allowances at the same time.

Councillors:

- Allowance – Cell phone overspent by R1.2 million.
- Salaries overspent by R3.5 million.

DETAILED REPORTS ON ACTING, EXTRA DUTY AND OVERTIME ALLOWANCES**TABLE 33 REPORT FOR MARCH 2018**

E/CODE	NAME	POSITION	ACTING ALLOWANCE	OVERTIME	EXTRA DUTY
410140	GWADISO B	GENERAL MANAGER ELECTRICAL	204	-	-
30091	GWAMA N	PROJECT ACCOUNTANT-PMU	5 669	-	-
145232	GWEBANI N	MESSENGER/DRIVER	10 178	-	-
30093	MAKA LP	DIRECTOR-HEALTH & ENVIROM	10 678	-	-
500064	DILA Z	GENERAL WORKER CASUAL	-	416	-
50061	DYONGOSI N	TEMP.ACCESS CONTROL OFFIC	-	-	8 189
500039	GXABA N	GENERAL WORKER CASUAL	-	467	-
50066	JARA N	ACCESS CONTROL OFFICER CA	-	872	8 189
21003	KHOZA A	TURF TECHNICIAN CASUAL	-	3 732	-
50080	LUSITHI NP	TEMP ACCESS CONTROL OFFIC	-	2 035	8 189
410043	MADELA S	TEMPORARY ELECTRICAL ASS	-	6 388	-
50062	MAFU N	TEMP ACCESS CONTROL OFFIC	-	872	8 189
500070	MAKANDA Z	GENERAL WORKER CASUAL	-	416	-
50067	MAPHELA F	ACCESS CONTROL OFF CASUAL	-	-	8 189
600111	MGOBOZI N	TEMPORAL ASSET VERIFICATI	-	224	-
500082	MJANYELWA K	GENERAL WORKER CASUAL	-	416	-
50065	MNYILA DT	ACCESS CONTROL OFFICER CA	-	2 907	8 189
50078	MPAHLA NJ	TEMP ACCESS CONTROL OFFIC	-	-	8 189
50060	MPAMBA SB	ACCESS CONTROL OFFICER CA	-	-	8 189
	MQHAMANE				
50077	MAKHAMBA NA	ACCESS CONTROL OFF CASUAL	-	1 744	8 189
400098	MSITSHANA ME	TEMPORARY ELECTRICAL ASS	-	4 649	-
21010	MTSELU L	TRUCK DRIVER	-	3 304	-
40098	NABI B	TEMPORAL PERSONAL ASSISTA	-	-	25 248
50068	NCOBENI NS	ACCES CONTROL OFF CASUAL	-	-	8 189
50071	NDZAMELA T	ACCESS CONTROL CASUAL	-	-	8 189
600116	NGANGALAZA ZS	TEMPORAL ASSET VERIFICATI	-	969	-

E/CODE	NAME	POSITION	ACTING ALLOWANCE	OVERTIME	EXTRA DUTY
50073	NOLAWU V	TEMP ACCESS CONTROL OFFIC	-	-	8 189
50070	NTULO B	ACCESS CONTROL OFF CASUAL	-	-	8 189
50069	NYANISA S	ACCESS CONTROL OFF CASUAL	-	-	8 189
50074	PINGO S	ACCESS CONTROL OFFICER CA	-	-	8 189
50058	SIFUMBA N	TEMP ACCESS CONTROL OFFIC	-	-	8 189
50063	SIGONYA NP	ACCESS CONTROL OFF CASUAL	-	872	8 189
50072	SINTO K	TEMP ACCESS CONTROL OFFIC	-	872	8 189
50075	SIQONGANA S	ACCESS CONTROL OFF CASUAL	-	-	8 189
41003	SITONGAIN	GENERAL WORKER-COMMUNITY	-	-	8 469
50081	SONTLABA N	TEMP ACCESS CONTROL OFF	-	1 744	8 189
50079	ZUNGUZANA N	TEMP ACCESS CONTROL OFFIC	-	-	8 189
151	DAMBUZA PW	LAW ENFORCEMENT OFFICER	2 755	-	1 279
384	PAKO N	JUNIOR TYPIST/ CLERK	-	-	1 515
786	TWENANI CM	SOLID WASTE SUPERVISOR	3 149	-	-
834	VAVA NN	PATROL OFFICER	-	-	1 412
1902	MOMOZA EX	INDUSTRIAL RELATIONS OFF	6 510	-	-
2447	NTSIZWA TG	COMMITTEE SERVICES OFFICE	-	-	2 230
2462	DLANGAMANDLA N	CLERK (ACCOUNTING ADMIN)	-	-	1 515
2480	GEXA NL	SNR.ENVIR. HEALTH OFFICER	-	-	2 920
2481	MAFUYA M	PLANT OPERATOR/TRUCK DRIV	-	5 145	-
2485	ROZANI A	SNR.ENVIRON. HEALTH OFFIC	-	-	2 920
2507	MADYIBI L	COMMITTEE SERVICE WORKER	3 112	-	-
2510	MAGADE K	ACCESS CONTROL OFFICER	10 147	-	-
2512	NYOKA S	LAW ENFORCEMENT OFFICER	-	297	-
2513	TETA Z	LAW ENFORCEMENT OFFICER	2 073	-	-
2519	BEKENTLA ZL	INSPECTOR -BY- LAW	11 810	-	-
2520	MASELA N	TRAFFIC WARDEN	-	2 375	-
2523	DLENGANE S	TRAFFIC WARDEN	-	300	-

E/CODE	NAME	POSITION	ACTING ALLOWANCE	OVERTIME	EXTRA DUTY
2524	MATHAMBO N	INSPECTOR ACCESS CONTROL	8 433	-	-
2534	NONKASA M	LAW ENFORCEMENT OFFICER	-	4 449	-
2535	MADIKIZELA S	LAW ENFORCEMENT OFFICER	-	3 292	-
2544	QOBONGWANA M	INSPECTOR ACCESS CONTROL	-	4 438	-
2549	NTELEZI Z	LAW ENFORCEMENT OFFICER	-	4 930	-
2550	YABO Z	LAW ENFORCEMENT OFFICER	-	2 724	-
2553	NGONYAMA SG	LAW ENFORCEMENT OFFICER	-	890	-
2556	MTINI S	INSPECTOR-CRIME PREVENTIO	-	4 707	1 515
2559	NTWEMBE MIR	LAW ENFORCEMENT OFFICER	2 141	-	-
2560	MPHAKAMA N	FIRE FIGHTER	1 123	-	-
2563	BOKODA MT	TRAFFIC WARDEN	-	1 468	933
2565	TSHIKILA N	INSPECTOR ACCESS CONTROL	-	2 959	-
2568	KILUSMESI M	LAW ENFORCEMENT OFFICER	-	2 724	-
2569	NTSANGANI A	LAW ENFORCEMENT OFFICER	-	4 540	-
2570	NDAMASE LL	TRAFFIC WARDEN	-	1 301	-
2573	LINKA Z	LAW ENFORCEMENT OFFICER	-	2 669	-
2575	MANENGELE N	LAW ENFORCEMENT OFFICER	-	556	-
2579	MPANDE-BOKODA N	TRAFFIC WARDEN	-	300	-
2580	NOMLOMO ZV	LAW ENFORCEMENT OFFICER	-	4 449	-
2585	MGIDI EQ	LAW ENFORCEMENT OFFICER	-	3 448	-
2588	MHLAHLA W	ACCESS CONTROL OFFICER	-	2 402	-
2700	GWAZELA F	GENERAL WORKER	1 131	1 365	-
2701	MAQWELANA S	LAW ENFORCEMENT OFFICER	-	2 443	-
2702	BAYI V	GENERAL WORKER	1 225	1 707	-
2969	MEMELA MM	CORPORAL (CITY POLICE)	-	2 510	-
2972	NONXUBA PW	ACCESS CONTROL OFFICER	-	3 340	-
2973	KUZA N	CARETAKER	-	2 307	-
2976	MERRY MJ	PRINCIPAL PLANNING OFFICE	21 094	-	-

E/CODE	NAME	POSITION	ACTING ALLOWANCE	OVERTIME	EXTRA DUTY
2980	MAKROTI B	LAW ENFORCEMENT OFFICER	-	1 186	-
2981	ZIDILE S	TRAFFIC WARDEN	-	3 508	-
2985	SIDLO F	MESSENGER	-	3 509	-
2988	MALIWA M	CALL CENTRE CLERK	17 023	-	-
3391	NDIKI ZJ	PRINCIPAL CLERK	5 429	-	-
4011	TSEU M	ASS. REPLICATION OFFICER	346	-	-
5416	BENENE N	ASSISTANT II	-	1 131	-
6458	TABATA S	GENERAL WORKER	-	1 320	-
7318	MDLEKEZA NR	SENIOR CLERK	-	-	1 824
7653	MATAKANE ZA	UNSKILLED WORKER	-	1 706	-
7677	JIM M	UNSKILLED WORKER	486	1 014	-
7692	SITHOLE T	UNSKILLED WORKER	-	2 423	-
7734	THUTSHANA SM	UNSKILLED WORKER	-	3 462	-
7950	NTSENTSELELE NB	GENERAL WORKER	-	1 187	-
8520	MAPATWANA IL	TEAM LEADER	-	1 869	-
8576	SIPHUNGU GN	GENERAL WORKER	486	1 385	-
8826	VAPHI B	UNSKILLED WORKER	-	1 582	-
9138	MBIMBI TS	UNSKILLED WORKER	-	3 560	-
10199	BAMBATA B	GENERAL WORKER	-	1 978	-
10383	MBUNGA NN	GENERAL WORKER	-	717	-
10441	NOFUMA B	LAW ENFORCEMENT OFFICER	-	2 724	-
10463	NKONYENI MC	GENERAL ASSISTANT	-	1 385	-
10785	SIFO Z	INSPECTOR CRIME PREVENTIO	11 392	-	-
11138	HLANGU VS	UNSKILLED WORKER	-	2 250	-
11315	TSHAYA FX	STOREMAN	-	-	1 612
11410	NGQENGELE TL	UNSKILLED WORKER	-	3 190	-
12125	NOMBEKELA NN	LAW ENFORCEMENT OFFICER	-	2 724	-
12132	NTIKA NA	UNSKILLED WORKER	-	1 038	-

E/CODE	NAME	POSITION	ACTING ALLOWANCE	OVERTIME	EXTRA DUTY
12140	GWEBANI NV	UNSKILLED WORKER	-	2 769	-
12276	ZWAKALA NS	UNSKILLED WORKER	-	1 038	-
12319	MAGIDA NC	UNSKILLED WORKER	-	2 769	-
12333	PHANDLE N	LAW ENFORCEMENT OFFICER	-	3 632	-
12380	NGCOYIYA NK	UNSKILLED WORKER	-	1 038	-
12397	NDEDE NP	UNSKILLED WORKER	-	1 261	-
12414	JAMJAM N	UNSKILLED WORKER	-	1 038	-
12438	MBHALO NN	UNSKILLED WORKER	-	1 038	-
12446	KWAZA NN	UNSKILLED WORKER	-	1 038	-
12460	NQIWA VM	GENERAL WORKER	1 612	-	-
12534	MBUNGA MN	DRIVER	10 954	3 403	-
12661	PHINGILILI B	DRIVER	-	1 278	-
12711	BIMBI M	GENERAL WORKER	-	3 115	4 377
12728	MAGADLA MZ	UNSKILLED WORKER	-	3 462	-
12767	MAKELENIAV	LOGISTICS & STORES CLERK	-	4 729	539
12782	SKAAP NNC	LAW ENFORCEMENT OFFICER	-	4 540	-
12816	DANAYI N	GENERAL WORKER	1 612	-	-
12823	SANDLA NA	TEAM LEADER	-	2 799	-
12830	SATSHA SP	UNSKILLED WORKER	-	1 582	-
12887	MAFEKE DD	UNSKILLED WORKER	-	2 769	-
12912	NONTOMBANA NO	TEAM LEADER	-	3 286	-
12936	MININGWA NS	ACCESS CONTROL OFFICER	-	3 340	-
13167	MTHWAZI B	UNSKILLED WORKER	-	1 731	-
13262	NGWADLA NN	GENERAL WORKER	-	1 385	-
13279	MANXELE K	GENERAL WORKER	-	1 780	-
13336	NOHAI CN	TEAM LEADER	-	2 434	-
13344	MBESI BN	LAW ENFORCEMENT OFFICER	-	1 854	1 279
13351	NDAMASE NK	UNSKILLED WORKER	-	692	-

E/CODE	NAME	POSITION	ACTING ALLOWANCE	OVERTIME	EXTRA DUTY
13375	SWARTBOOI NC	ACCESS CONTROL OFFICER	-	3 340	-
13400	SOKHANYILE NK	UNSKILLED WORKER	-	1 731	-
13449	SIKUZA N	GENERAL WORKER	-	1 755	-
13463	GABA T	UNSKILLED WORKER	486	-	-
13671	SOMDAKA B	UNSKILLED WORKER	-	1 780	-
13760	NONDONGA M	GENERAL WORKER	-	1 038	-
13872	MANTANTANA M	UNSKILLED WORKER	-	1 261	-
13986	CUNYWA FN	LAW ENFORCEMENT OFFICER	266	2 724	1 279
14073	TSHISA TA	PATROL OFFICER	553	-	-
14108	NONDUDULE K	LAW ENFORCEMENT OFFICER	-	-	1 279
14115	NGCOTWANA M	INSPECTOR- BY LAW ENFORC	-	1 403	-
14348	MBILINI PM	LAW ENFORCEMENT OFFICER	-	908	-
14428	DLEPU JM	LAW ENFORCEMENT OFFICER	266	2 724	-
14443	SIYENGO LFS	SUPERINTENDENT	4 688	-	-
14450	KOLI M	SURVEYOR ASSISTANT	815	1 929	711
14467	JULIWE JL	LAW ENFORCEMENT OFFICER	-	908	-
14568	DWAYI B	GENERAL WORKER	-	1 384	-
14569	NOWALAZA B	GENERAL WORKER	-	1 340	-
14573	DAYISE MN	GENERAL WORKER	-	1 121	-
14574	GADLELA N	GENERAL WORKER	-	1 011	-
14576	BAM M	GENERAL WORKER	-	1 231	-
14580	MTYUNDYUTO M	GENERAL WORKER	-	1 846	-
14582	PHONGOSHE F	GENERAL WORKER	-	1 121	-
14583	MAXABA M	GENERAL WORKER	-	923	-
14584	QAGANA B	GENERAL WORKER	-	923	-
14586	BACELA P	GENERAL WORKER	-	1 538	-
14587	MBALANE S	GENERAL WORKER	-	1 231	-
14588	MVUMBI Z	GENERAL WORKER	-	3 363	-

E/CODE	NAME	POSITION	ACTING ALLOWANCE	OVERTIME	EXTRA DUTY
14589	FEKISI NT	GENERAL WORKER	-	1 824	-
14590	MDUTYULWA F	GENERAL WORKER	-	1 121	-
14591	DYWILI N	GENERAL WORKER	-	1 846	-
14593	DAYENI N	GENERAL WORKER	-	1 406	-
14651	MAGADLA MM	GENERAL WORKER	-	2 769	-
14668	JKISISU Z	GENERAL WORKER	-	2 769	-
14701	JIBA Z	ASSISTANT	-	1 978	-
14725	KHALA S	ASSISTANT	-	1 385	-
14732	ZWENI MONWABISI M	ASSISTANT	-	3 164	-
14771	JESE T	UNSKILLED WORKER	-	1 385	-
14941	LUSIKI TO	TYPIST/CLERK	7 079	-	1 515
15014	GWENTSHU K	UNSKILLED WORKER	-	3 214	-
15214	GQOKONQANA N	SENIOR INSPECTOR-CRIME PR	6 379	-	-
15303	AROSI S	TRACTOR DRIVER	-	2 478	-
15381	MAQA P	UNSKILLED WORKER	-	2 077	-
15493	KWEBA AJ	LAW ENFORCEMENT OFFICER	-	2 724	-
15574	SITYO JS	LAW ENFORCEMENT OFFICER	3 575	1 249	-
15582	MAYEKISO ZW	INSPECTOR-CRIME PREVENTIO	-	1 076	-
15679	BUHLUNGU TB	ACTING WORKSHOP SUPERVISO	-	-	2 873
15824	BOKWANA NP	SENIOR REGISTRY CLERK	3 994	-	-
16306	SIRALI PM	ACCESS CONTROL OFFICER	-	3 604	-
16352	YALEZO MIN	GENERAL WORKER	-	2 423	-
16489	VEYI NW	GEN. WORKER	-	2 077	-
16577	TAMBODALA NC	LAW ENFORCEMENT OFFICER	266	3 973	-
16585	MNCONYWA W	LAW ENFORCEMENT OFFICER	-	4 540	-
16592	SITYEBI M	LAW ENFORCEMENT OFFICER	-	2 724	-
16619	DLISANA BX	COMMITTEE SERVICE OFFICER	3 161	-	-
16626	MAQOLO M	LAW ENFORCEMENT OFFICER	-	2 724	1 279

E/CODE	NAME	POSITION	ACTING ALLOWANCE	OVERTIME	EXTRA DUTY
16810	SIYOTHULA AZ	GENERAL WORKER	-	1 780	-
16873	MDINGI NW	GENERAL WORKER	-	1 038	-
16898	SANDLA L	GENERAL WORKER	-	148	-
17028	BEZANA E	GENERAL WORKER	-	1 780	-
17388	MVOKWANA ZN	STATION COMMANDER	1 404	-	-
17451	NGUDLE S	DRIVER	-	2 803	-
17518	NKONTSELO AF	M CARETAKER	-	3 973	-
17540	GADLELA ZJ	SENIOR TRUCK DRIVER	10 952	-	-
17838	FAYA Z	SURVEYOR ASSISTANT	2 848	-	-
17973	MAGCAYI M	METER WARDEN	-	1 001	-
17981	MAKHAYA V	TRAFFIC OFFICER	-	3 990	-
18054	MIRWETYANA M	INSPECTOR-CRIME PREVENTIO	-	5 379	-
18086	VAPI VM	FIRE FIGHTER	-	-	612
18367	SANDLANA ZG	TRAFFIC OFFICER	553	-	-
18494	MKABA GL	SOLID WASTE MANAGER	113 953	-	3 115
19874	MVAKWENDLU VB	CONTROL ROOM OPERATOR	509	-	1 191
19963	MIKWALI AL	ASSISTANT DIRECTOR HOUSIN	-	-	3 212
20005	NGWANE N	LAW ENFORCEMENT OFFICER	266	-	-
20010	DEKU V	INSPECTOR-BY-LAW	-	5 379	-
20011	FUTSHANE AN	LAW ENFORCEMENT OFFICER	266	2 724	-
20012	MASHIYI NN	LAW ENFORCEMENT OFFICER	-	2 616	-
20021	LUDDIDI PL	LAW ENFORCEMENT OFFICER	266	2 724	-
20025	NDUBE NR	TRAFFIC OFFICER	-	3 990	-
20037	MAXAMBELA T	LAW ENFORCEMENT OFFICER	-	2 724	-
20039	MEHLWANA E	LAW ENFORCEMENT OFFICER	2 712	908	-
20048	SIQITI F	ADMIN CLERK	-	-	2 920
20054	JOYINI N	STREET CLEANER	-	1 050	-
20070	GONYA B	POUND GUARD	-	1 859	-

E/CODE	NAME	POSITION	ACTING ALLOWANCE	OVERTIME	EXTRA DUTY
20082	MPISANE N	GENERAL WORKER	-	3 462	-
20098	NDLELA N	FLOOR CLERK	-	2 687	-
20115	NCAPAI N	HR DEVELOPMENT OFFICER	2 891	-	-
20122	ZWELAKHE N	GENERAL WORKER	1 130	1 038	-
20123	FELLOTS C	ACCESS CONTROL OFFICER	-	3 340	-
20125	NOKILANA NP	ACCESS CONTROL OFFICER	-	3 340	-
20129	NKQAYINI N	GENERAL WORKER	-	692	-
20131	DLAMINI N	GENERAL WORKER	-	1 187	-
20133	BOOI N	GENERAL WORKER	-	519	-
20137	MPINDINI NT	GENERAL WORKER	-	1 187	-
20139	MBOHWE SF	ACCESS CONTROL OFFICER	-	4 083	-
20141	GQOBOKA VS	GENERAL WORKER	-	2 868	-
20143	CANGA T	ACCESS CONTROL OFFICER	-	3 712	-
20148	NGOBOZANA N	GENERAL WORKER	-	1 385	-
20150	NTABENI M	ACCESS CONTROL OFFICER	-	1 485	-
20155	MAHENEZA EL	GENERAL WORKER	-	1 187	-
20158	FOFANA MG	GENERAL WORKER	-	1 385	-
20161	BIYATA M	ACCESS CONTROL OFFICER	-	3 712	-
20172	MBANGA S	GENERAL WORKER	-	2 077	-
20174	VAKELE L	GENERAL WORKER	-	1 038	-
20177	MMYATHELI B	GENERAL WORKER	-	2 077	-
20179	MACUBENI N	GENERAL WORKER	1 226	2 275	-
20183	VUZANE N	ACCESS CONTROL OFFICER	-	3 340	-
20185	GODO T	GENERAL WORKER	-	1 187	-
20191	MBIXANE M	GENERAL WORKER	2 351	3 462	-
20192	TSHAKA TV	GENERAL WORKER	2 921	2 349	-
20193	VUNDLE ZO	ACCESS CONTROL OFFICER	-	3 340	-
20194	FUMBA B	GENERAL WORKER	-	1 038	-

E/CODE	NAME	POSITION	ACTING ALLOWANCE	OVERTIME	EXTRA DUTY
20198	KHANYIWE N	GENERAL WORKER	-	519	-
20201	MNCWATI NC	ACCESS CONTROL OFFICER	-	3 340	-
20204	MGOQI NC	GENERAL WORKER	-	1 459	-
20205	MVUNDELA L	GENERAL WORKER	-	1 731	-
20210	MANGE WP	ACCESS CONTROL OFFICER	-	2 227	-
20213	CIVANE I	GENERAL WORKER	-	1 360	-
20220	MQIKELA N	ACCESS CONTROL OFFICER	-	1 113	-
20221	DAYENI NV	GENERAL WORKER	-	3 413	-
20223	SONGWIQI L	TYPIST/CLERK	683	-	-
20226	HLALENGXOLA N	FILING CLERK	-	-	1 294
20230	TYHALADANA G	GENERAL WORKER	-	2 730	-
20231	MPOTULO NP	ACCESS CONTROL OFFICER	-	3 340	-
20232	NLANGA N	GENERAL WORKER	-	1 755	-
20235	SIKHUPHELA L	GENERAL WORKER	-	2 218	-
20242	AGYEKUM A	ACCESS CONTROL OFFICER	-	3 340	-
20243	COSANA MV	ACCESS CONTROL OFFICER	-	1 299	-
20249	MBOTOLI F	GENERAL WORKER	5 339	-	-
20251	NGCOTWANA N	ACCESS CONTROL OFFICER	-	2 227	-
20256	CIVANE N	GENERAL WORKER	1 226	2 462	-
20261	MAHOLA KX	CARETAKER	-	4 503	-
20270	NGENO TO	GENERAL WORKER	-	1 681	-
20296	VITOLI M	GENERAL WORKER	-	1 536	-
20297	WILLIAMS E	ACCESS CONTROL OFFICER	-	1 485	-
20303	KOKSTAD V	GENERAL WORKER	3 564	-	-
20306	MACINGWANE M	GENERAL WORKER	-	1 536	-
30005	BUTUMA AS	LIBRARY ASSISTANT	-	355	-
30014	SONGWEVU S	ACCESS CONTROL OFFICER	-	3 711	-
30017	NGQOBOKA XN	ACCESS CONTROL OFFICER	-	1 113	-

E/CODE	NAME	POSITION	ACTING ALLOWANCE	OVERTIME	EXTRA DUTY
30019	RIGHT S	GENERAL WORKER	-	2 041	-
30020	ZATHU N	GENERAL WORKER	934	-	-
30024	JOJWANA M	ACCESS CONTROL OFFICER	-	1 516	-
30025	MAKUBALO L	GENERAL WORKER	-	665	-
30026	NONTOMBANA LL	ACCESS CONTROL OFFICER	-	2 227	-
30028	NTWANAMBI B	ACCESS CONTROL OFFICER	-	3 340	-
30030	LOADER S	TRUCK DRIVER CLEANSING	-	1 829	-
30031	KAMNQA N	ACCESS CONTROL OFFICER	-	2 227	-
30032	MBULAWA TV	COMMITTEE SERVICE OFFICER	3 149	-	2 396
30038	GALO N	GENERAL WORKER	13 883	-	675
30039	TSHUKU W	GENERAL WORKER	824	-	-
30050	SUBRAMONEY J	CHIEF FIRE OFFICER	7 858	-	3 562
30069	NYEBEVU L	GENERAL WORKER	4 181	-	-
30071	TSHANDU T	GENERAL WORKER	3 951	-	-
30081	TOMSANA V	INSPECTOR ACCESS CONTROL	-	5 424	-
30086	ZIBI MW	COMMITTEE SERVICES OFFICER	-	-	2 396
40001	MAZEMBE S	ACCESS CONTROL OFFICER	-	1 206	-
40002	MKOSI A	ACCESS CONTROL OFFICER	-	2 227	-
40016	VAKELE B	ACCESS CONTROL OFFICER	-	2 227	-
40071	POSWA A	INSPECTOR BY-LAW	-	5 379	-
40091	MFOBO S	MANAGER PROCUREMENT	2 324	-	-
40850	MANELI M	GENERAL WORKER	-	1 029	-
40851	RAMOKOENA MM	TRUCK DRIVER	-	2 516	-
40880	MPEMNYAMA N	LIBRARY ASSISTANT	-	709	-
40881	ZELE SZ	LIBRARY ASSISTANT	-	355	-
40884	MAKUNGA M	LIBRARY ASSISTANT	-	355	-
145181	BISHA VPWS	PRINCIPAL ACCOUNTANT BUDG	-	-	3 225
145183	CETYIWE Z	ACCESS CONTROL OFFICER	-	3 340	-

E/CODE	NAME	POSITION	ACTING ALLOWANCE	OVERTIME	EXTRA DUTY
145192	NKONZO MA	TRUCK DRIVER	-	3 834	-
145194	CENGE X	GENERAL WORKER	-	1 538	-
145195	TIVA Y	GENERAL WORKER	-	1 538	-
145197	MSUTHU N	GENERAL WORKER	-	2 175	-
145198	TSWINA T	GENERAL WORKER	-	1 560	-
145200	MBILA NB	GENERAL WORKER	-	1 582	-
145201	QWESHA S	GENERAL WORKER	-	1 055	-
145203	MADIKIZELA AH	GENERAL WORKER	-	1 582	-
145206	TSHETU Z	GENERAL WORKER	-	1 231	-
145209	SANDA N	GENERAL WORKER	-	1 494	-
145210	MTIRARA Z	GENERAL WORKER	-	1 055	-
145212	MBAL-MBAL X	GENERAL WORKER	-	1 846	-
145213	TSHIKOLO Y	GENERAL WORKER	-	1 582	-
145216	GWUJI MS	GENERAL WORKER	-	132	-
145217	BEBEZA N	GENERAL WORKER	-	923	-
145218	MANDLEVU B	GENERAL WORK	-	923	-
145219	DIKO V	GENERAL WORKER	-	1 055	-
145221	NYOKANA V	GENERAL WORKER	-	615	-
145237	VIKILAHLE AN	SENIOR ACCOUNTANT ASSET	18 308	-	-
145242	MADIZA Z	RECORDS CLERK	17 259	-	-
145251	NDAYI M	ACCESS CONTROL OFFICER	14 926	-	-
145255	NQETO F	ACCESS CONTROL OFFICER	-	3 340	-
145263	MJALI S	ACCESS CONTROL OFFICER	-	1 206	-
145266	CENGIMBO LA	ACCESS CONTROL OFFICER	-	3 340	-
145270	MAYEKISO N	ACCESS CONTROL OFFICER	-	3 340	-
145275	KATA S	ACCESS CONTROL OFFICER	15 900	-	-
145286	MAQOKOLO Z	ACCESS CONTROL OFFICER	-	3 711	-
145288	DYIBENI N	ACCESS CONTROL OFFICER	-	3 711	-

E/CODE	NAME	POSITION	ACTING ALLOWANCE	OVERTIME	EXTRA DUTY
145291	MADYIBI M	ACCESS CONTROL OFFICER	-	3 464	-
145301	NYOKA N	GENERAL WORKER	-	2 401	-
145302	MATUBATUBA T	ACCESS CONTROL OFFICER	-	2 505	-
145306	MAFU D	ACCESS CONTROL OFFICER	-	2 227	-
146202	GQOBOKA AN	GENERAL WORKER	-	3 076	-
146282	MAHLUTHU TO	RECORDS CLERK	-	2 301	-
146304	NOBANDA TA	GENERAL WORKER	-	2 401	-
146307	MEHLO N	GENERAL WORKER	-	1 029	-
146309	NDLABULALA N	GENERAL WORKER	-	1 801	-
146310	MBIKO AN	GENERAL WORKER	-	1 801	-
146312	NTSIKWE Y	GENERAL WORKER	-	1 029	-
146313	NDOVA-NDILA N	GENERAL WORKER	-	1 501	-
146314	ZACHARIA N	GENERAL WORKER	-	3 002	-
146315	NDEVU N	GENERAL WORKER	-	1 029	-
146316	MTWECU NH	GENERAL WORKER	-	1 801	-
146318	HOWANA NL	GENERAL WORKER	-	386	-
146319	MGCELU TT	GENERAL WORKER	-	579	-
146320	FIHLA B	GENERAL WORKER	-	2 101	-
146321	MPANDE NL	GENERAL WORKER	-	1 801	-
146322	GWENTSHULA A	GENERAL WORKER	-	901	-
146323	NDZABELA N	GENERAL WORKER	-	1 029	-
146325	MADIKANE S	GENERAL WORKER	-	986	-
146326	MTSHAFELE N	GENERAL WORKER	-	1 458	-
146327	RORO N	GENERAL WORKER	-	1 029	-
146328	DAYIMANE A	GENERAL WORKER	-	2 530	-
146329	DELIWE N	GENERAL WORKER	-	1 029	-
146330	FEYA XV	GENERAL WORKER	-	1 437	-
146331	MTENGWANA N	GENERAL WORKER	-	1 801	-

E/CODE	NAME	POSITION	ACTING ALLOWANCE	OVERTIME	EXTRA DUTY
146333	TAFENI NK	GENERAL WORKER	-	1 029	-
146430	NJEMLA M	GENERAL WORKER	-	1 231	-
146431	QASHANI Z	GENERAL WORKER	-	1 582	-
146432	LENGISI Z	GENERAL WORKER	-	1 626	-
146433	MBINI N	GENERAL WORKER	-	1 055	-
146436	BHALANGILE N	GENERAL WORKER	-	3 076	-
146437	PANXANA N	GENERAL WORKER	-	1 780	-
146438	MAVUMBENGWE N	GENERAL WORKER	-	1 231	-
146439	LULWANDLE Z	GENERAL WORKER	-	1 011	-
146441	MSEBENZI P	GENERAL WORKER	-	1 626	-
146442	GWELESHA M	GENERAL WORKER	-	879	-
146443	NOKWE K	GENERAL WORKER	-	2 153	-
146444	HLATHI N	GENERAL WORKER	-	989	-
146549	GANA N	GENERAL WORKER	-	1 055	-
146550	MAQENDWANA Z	GENERAL WORKER	-	1 231	-
146552	SOBUZA N	GENERAL WORKER	-	1 494	-
146555	SITETO X	GENERAL WORKER	-	615	-
146556	MTWA M	GENERAL WORKER	-	396	-
146557	MADIKANE LV	GENERAL WORKER	-	1 538	-
146558	GODLOZA K	GENERAL WORKER	-	3 032	-
146559	MAHLATHI S	GENERAL WORKER	-	1 077	-
146560	SIDLAYI N	GENERAL WORKER	-	1 121	-
146561	NOMANDELA N	GENERAL WORKER	-	1 582	-
146562	SIFUMBA N	GENERAL WORKER	-	1 582	-
146563	WAKABA N	GENERAL WORKER	-	1 538	-
146564	MDUTYULWA NM	GENERAL WORKER	-	923	-
146565	MAQUPA Z	GENERAL WORKER	-	1 231	-
146572	MFINO N	SENIOR ACCOUNTANT	-	-	8 760

E/CODE	NAME	POSITION	ACTING ALLOWANCE	OVERTIME	EXTRA DUTY
146579	MBIKO V	RECORDS CLERK CREDITORS	-	2 260	-
146580	MBAMBAZA L	CREDITORS CLERK	-	2 301	-
400868	ZIMELA V	LAW ENFORCEMENT	-	2 402	-
400960	ZITHO T	ACCESS CONTROL OFFICER	-	3 235	-
410059	NUKU AA	COMMITTEE SERVICES OFFICE	-	-	2 396
410146	JAZI M	LAW ENFORCEMENT OFFICER	-	2 443	-
410147	SISI N	GENERAL WORKER	-	450	-
410148	KUMKA MAHAL N	LAW ENFORCEMENT OFFICER	-	2 748	-
410149	NCOKWANA P	LAW ENFORCEMENT OFFICER	-	4 071	-
410150	KOLISI N	GENERAL WORKER	-	1 094	-
410151	MTWA S	GENERAL WORKER	-	1 201	-
410152	MBANA NP	GENERAL WORKER	-	2 702	-
410153	NODADA NC	GENERAL WORKER	-	1 029	-
410154	VETINI SN	GENERAL WORKER	-	1 201	-
410156	LUFUTA AE	GENERAL WORKER	-	901	-
410157	XOKOZELANI LP	LAW ENFORCEMENT OFFICER	-	2 443	-
410158	GXUMISA N	GENERAL WORKER	-	600	-
410415	PAPANI SS	LAW ENFORCEMENT OFFICER	-	2 443	-
1450209	QOKOMISA T	GENERAL WORKER	-	1 011	-
1453417	XOSEKA J	INSPECTOR ACCESS CONTROL	7 656	-	-
1463418	CEMBETHA M	GENERAL WORKER	-	1 846	-
1463419	KUMALO N	GENERAL WORKER	-	1 055	-
1463420	MNGOBO NC	GENERAL WORKER	-	1 538	-
1463421	MADIKANE E	GENERAL WORKER	-	1 582	-
1463422	GOLIMPI S	GENERAL WORKER	-	1 274	-
1463423	PETER S	GENERAL WORKER	-	2 901	-
1463424	NASE M	GENERAL WORKER	-	3 076	-
1463427	MGOLOMBANE Z	GENERAL WORKER	-	923	-

E/CODE	NAME	POSITION	ACTING ALLOWANCE	OVERTIME	EXTRA DUTY
1463429	GWAMA F	GENERAL WORKER	-	1 055	-
1463430	TUTSHANA NP	GENERAL WORKER	-	593	-
1463553	NGWAYINTABA NL	GENERAL WORKER	-	1 538	-
1463554	NTETE K	GENERAL WORKER	-	1 494	-
			448 518	682 931	276 245