



**QUARTERLY REPORT IN TERMS OF SECTION 52d OF
THE MUNICIPAL FINANCE MANAGEMENT ACT FOR
THE QUARTER ENDED 30 JUNE 2023**

SECTION 52d REPORT FORTH QUARTER ENDED 30 JUNE 2023

TABLE OF CONTENT

1. PURPOSE OF THIS REPORT
2. LEGAL AND STATUTORY REQUIREMENTS
3. RECOMMENDATIONS

PART ONE DISCUSSION OPERATING RESULTS

4. OPERATING REVENUE
- 4.1 COMMENTS ON MATERIAL VARIANCES
- 4.2 RECEIPTS VERSUS BILLING
5. OPERATING EXPENDITURE
- 5.1 COMMENTS ON MATERIAL EXPENDITURE VARIANCES
- 5.2 CAPITAL EXPENDITURE
6. DEPARTMENTAL REVENUE AND EXPENDITURE REPORT

PART TWO FINANCIAL POSITION

7. DEBTORS
- 7.1 DEBTORS AGE ANALYSIS
- 7.2 COUNCILLORS OWING
- 7.3 COUNCILLORS OVERPAYMENT
- 7.4 STAFF DEBTORS
- 7.5 STAFF HOUSE
- 7.6 GOVERNMENT GRANTS AND SIBSIDIES
- 7.7 DEDICATED ACCOUNTS / GRANTS INVESTMENTS
- 7.8 INVESTMENTS OWN
- 7.9 CASH AND BANK MOVEMENTS
- 7.10 CREDITORS AGE ANALYSIS
- 7.11 LONG AND SHORT TERM BORROWINGS

PART THREE

8. SECTION 66 REPORT FOR THE PERIOD
- 8.1 COMMENTS ON EMPLOYEE RELATED COSTS
- 8.2 DETAILED REPORT ON ALLOWANCE

PART FOUR

9. ASSET MANAGEMENT
- 9.1 FUEL CONSUMPTION REPORT
- 9.2 REPAIRS AND MAINTENANCE REPORT
- 9.3 REPORT FOR PROPRTY, PLANT AND EQUIPMENT

PART FIVE

10. SUPPLY CHAIN MANAGEMENT

SECTION 52d REPORT FORTH QUARTER ENDED 30 JUNE 2023

1. PURPOSE OF THIS REPORT

The purpose of the report is to present the financial status of the municipality in terms of Section 52d of the MFMA for the quarter ended 30 JUNE 2023.

2. LEGAL AND STATUTORY REQUIREMENTS

- In terms of section 71 of the MFMA 56 of 2003 the Accounting Officer has a responsibility of submitting to the Executive Mayor within 10 working days the state of the Municipalities budget, subsequent to that the Executive Mayor has to report to council within 30 days of the end of each quarter that is in line with section 52d of the MFMA 56 of 2003.
- Chapter 9 Section 96 of the Municipal Systems Act 32 of 2000 requires that the municipality must collect all monies due and payable.
- Section 11(4) (a) requires the Accounting Officer to report within 30 days after the end of each quarter to the Municipal Council a consolidated report of all withdrawals made in terms of section (1)(b) to (j)

3. RECOMMENDATIONS

It is recommended that the council notes:

- Section 52 (d) reports for the Forth Quarter of the 2022/23 Financial Year.
- Section 66 report for the Forth Quarter of the 2022/23 Financial Year.
- Paragraph 6 (SCM regulations) report for the Forth Quarter of the 2022/23 Financial Year.
- Paragraph 36 (SCM regulations) report for the Forth Quarter of the 2022/23 Financial Year.

SECTION 52d REPORT FORTH QUARTER ENDED 30 JUNE 2023

PART ONE

4. OPERATING REVENUE

EC157 King Sabata Dalindyebo - Table C4 Monthly Budget Statement - Financial Performance (revenue and expenditure) - M12 June

Description	Ref	Budget Year 2022/23												
		2021/22 Audited Outcome	Original Budget	Adjusted Budget	Monthly actual	Q1 Actual	Q2 Actual	Q3 Actual	Q3 Actual	Q3 Actual	YearTD actual	YearTD budget	YTD variance	YTD variance %
Property rates		276 613	298 662	298 662	(378)	277 486	(5 888)	(3 630)	(914)	267 055	298 662	(31 607)	-11%	298 662
Service charges - electricity revenue		505 595	554 536	554 796	42 868	135 223	118 175	123 956	144 104	521 458	554 796	(33 338)	-6%	554 796
Service charges - refuse revenue		58 882	50 824	54 296	(1 597)	58 657	(4 428)	(491)	(2 151)	51 588	54 296	(2 708)	-5%	54 296
Rental of facilities and equipment		18 022	18 575	19 174	1 874	4 983	5 375	6 158	5 393	21 908	19 174	2 734	14%	19 174
Interest earned - external investments		1 063	1 302	1 302	442	568	1 153	1 339	1 406	4 466	1 302	3 164	243%	1 302
Interest earned - outstanding debtors		37 895	20 662	36 662	6 120	13 650	15 704	18 086	17 421	64 861	36 662	28 199	77%	36 662
Fines, penalties and forfeits		5 068	7 778	8 439	357	1 232	1 438	1 197	1 480	5 347	8 439	(3 092)	-37%	8 439
Licences and permits		987	1 272	2 002	134	372	146	461	328	1 307	2 002	(695)	-35%	2 002
Agency services		12 789	12 116	14 716	1 040	3 119	3 266	3 438	3 027	12 849	14 716	(1 867)	-13%	14 716
Transfers and subsidies - Operational		383 774	425 596	431 671	116 817	167 121	140 663	116 019	4 531	428 334	431 671	(3 338)	-1%	431 671
Transfers and subsidies - capital		123 925	229 801	319 106	4 687	28 864	26 146	16 427	70 229	141 666	319 106	(177 439)	-56%	319 106
Other revenue		49 658	32 754	35 977	4 941	11 918	3 699	8 406	4 903	28 926	35 977	(7 051)	-20%	35 977
Gains		85 990	564	564	-	-	-	-	1 597	1 597	564	1 033	183%	564
Total Revenue (excluding capital transfers and contributions)		1 560 260	1 654 442	1 777 367	177 305	703 194	305 450	291 365	251 353	1 551 363	1 777 367	(226 005)	-13%	1 777 367

SECTION 52d REPORT FORTH QUARTER ENDED 30 JUNE 2023

4.1. COMMENTS ON MATERIAL VARIANCES

4.1.1. Property Rates reflects a shortfall of thirty-one million six hundred and seven thousand (R31 607 million).

The total billed income for property rates and fire brigade amounts to two hundred and ninety-eight million (R298 million), and two hundred and sixty-six million (R266 million) has been collected representing 89% of total billed income. Of the two hundred and ninety-eight million billed an amount of seven million relates to fire brigade fees.

4.1.2. Electricity Sales show a shortfall of thirty-three million (R33 million).

Other factors that might reduce the electricity revenue below expected levels are:

- Theft of electricity through foreign meters, meter bypasses and tempering and illegal connections
- Lower usage in summer season
- Eskom Loadshedding.

Of the total billed income for electricity amounting to three hundred and forty-six million (R346 million) excluding prepaid electricity amounting to one hundred and eighty-seven million (R187 million), an amount of three hundred and ninety-five million (R395 million) has been collected representing 114% of the total billed income. This is an indication that more debtors were collected during the period under review and including previous year's debts.

4.1.3. Refuse removal shows a shortfall of two million seven hundred thousand (R2.7 million). Of the total billed income for refuse removal amounting to fifty-five million (R55 million), an amount of thirty-eight million (R38 million) has been collected representing 70% of the total billed income.

4.1.4. Rental of facilities and equipment shows a surplus of two million seven hundred thousand (R2.7 million).

Of the total billed income for rental amounting to twenty-two million (R22 million), an amount of eight million three hundred thousand (R8.3 million) has been collected representing 38% of total billed income. Some of the factors are:

- Ngangelizwe rentals debt must be collected through the debt collector for all the non-paying customers. Transfers are occurring from rental stock to full ownership. To date 1432 Houses have been transferred.
 - KSDM is faced with a crisis of limited office space for its personnel. This has resulted in the municipality looking at various options to address the crisis. The Munitata vacant shops have been allocated for office space and currently stand empty:-
 - Former Four Seasons retail space
 - Former Wimpy
 - Former Tutu's travel.
 - Freedom square office
 - Former gift shop / studio
 - All rental stock debts must be collected through the debt collector for all the non-paying customers.
- 4.1.5. Licence and permits show a shortfall of six hundred and ninety-five thousand (R0.695 thousand). Collections need to be improved.

4.1.6. Interest on external investment reflects a surplus of three million one hundred thousand. (R3.1 million).

4.1.7. Interest on outstanding debtors reflects a surplus of twenty-eight million (R28 m).

SECTION 52d REPORT FORTH QUARTER ENDED 30 JUNE 2023

This is due to increases in arrear debt and low collection rates. Collection levels needs to be improved.

4.1.8. Fine, penalties and forfeits reflect a shortfall of three million (R3 million). Attempts should be made to improve collection including implementation of the traffic fines management by TRUVERO.

4.1.9. Agency Services- Reflects a shortfall of one million eight hundred thousand (R1.8 million)

This relates to these services:

- Motor Vehicle registration Centre
- Motor Vehicle Testing Centre and
- Drivers Licence Testing Centre

Attempts should be made to improve revenue collection.

4.1.9.1. Other Revenue shows a shortfall of seven million (R7 million).

4.1.10. Grants and subsidies

4.1.10.1. Operational grants show a underspending of three million three hundred thousand (R3.3 million).

LEDGER DESCRIPTION	TOTAL BUDGET	TOTAL ACTUAL	VARIANCE	VAR %
Grant income - SETA	795 090	795 090	0	0%
VAT component: Operational Grants	-	393 741	- 393 741	-100%
Grant - Prov: Equitable Share	404 115 000	404 115 000	-	0%
Grant - State: Financial Manag	2 850 000	2 611 713	238 287	8%
Donations received	3 300 000	3 231 882	68 118	2%
Grant income - Library	1 750 000	1 750 000	-	0%
Grant Inc H/S Graduates	197 598	-	197 598	100%
Grant income- Electricity demand side management	4 000 000	2 339 932	1 660 068	42%
Grant income - Expanded Public Works (EPWP)	4 191 000	4 177 039	13 961	0%
Grant income - Infrastructure	5 500 000	5 300 382	199 618	4%
Grant - Prov: MIG	4 939 550	3 619 045	1 320 505	27%
	431 638 238	428 333 824	3 304 414	1%

Underspending is mainly from the following grants allocation.

- Electricity Demand side underspent by one million and six hundred thousand (R1.6 million).
- MIG operational grant underspent by one million and three hundred thousand (R1.3 million). However the MIG grant is fully spent The savings from MIG Operational was utilised in MIG Capital.

4.1.10.2. Capital Grants show a shortfall of one hundred and seventy-seven million (R177 million) indicating underperformance on capital grants as follows.

LEDGER DESCRIPTION	TOTAL BUDGET	TOTAL ACTUAL	VARIANCE	VAR %
Vat component - Capital grants		16 370 360	- 16 370 360	-100%
Grant Inc. Small Business Development	11 700 000	-	11 700 000	100%
Grant income - Prov - Human Settlements	174 926 105	21 430 426	153 495 679	88%
Grant Income-Municipal Disaster Response	5 360 000	-	5 360 000	100%
Grant - Prov: MIG	93 851 450	83 432 552	10 418 898	11%
Small Town Revitalisation	11 073 079	-	11 073 079	100%
Small Town Revitalisation	19 000 000	17 654 673	1 345 328	7%
Grant income - NER	3 195 000	2 778 251	416 749	13%
	319 105 634	141 666 262	177 439 372	56%

SECTION 52d REPORT FORTH QUARTER ENDED 30 JUNE 2023

- Human Settlement is under performance of one hundred and fifty-three million (R153 million).

The reasoning behind the underspending on Human Settlements is due to that two housing projects (New Brighton 131 and Kei Rail 537) that were earmarked for implementation this financial year are still held up with the non- resolution of Land Claims. The two projects combined have a combined budget of R60 million. The other underspending has been experienced on the Maydene Farm Housing Project due to that the increase on the quantum subsidy was only approved on the 30th September 2022 and funding was only transferred to the Municipality by the end of October 2022 from the Department of Human Settlements. The contractor was out of site for a period of six months and had to re-establish on site.

- The spending on MIG capital indicate under-performance of ten million (R10 million) on year-to-date budget, however the MIG grant is fully spent as the ten million amount is sitting under VAT component - capital grants.
- Small Town Revitalisation grant indicate under- performance of twelve million (R12 million) on year-to-date budget.
- Small Business Development non spending of R11 million as there is no money received yet.

4.1. CONSOLIDATED RECEIPTS VERSUS BILLING REPORT

CONSOLIDATED RECEIPTS VERSUS BILLING 30 JUNE 2023													
201920 Financial Year				202021 Financial Year				202122 Financial Year				202223 Financial Year	
	Billing	Receipts	Cumulative	Billing	Receipts	Cumulative	Billing	Receipts	Cumulative	Billing	Receipts	Cumulative	
July	314 764 661	33 899 794	33 899 794	318 739 537	29 760 571	29 760 571	334 598 462	50 346 950	50 346 950	373 857 058	45 990 833	45 990 833	
August	19 221 544	47 040 385	80 940 179	27 555 389	30 123 921	59 884 492	38 508 309	42 783 050	93 130 000	37 172 692	57 257 087	103 247 920	
September	27 049 696	87 831 805	150 900 878	62 596 567	122 481 059	27 723 129	80 931 005	174 061 005	43 565 663	114 977 478	218 225 398	218 225 398	
October	26 777 207	50 023 182	179 114 518	19 126 476	94 313 288	216 794 347	41 036 127	60 268 019	234 329 025	2 755 633	49 560 171	267 785 569	
November	23 144 957	56 306 276	172 161 856	14 483 950	45 040 744	261 835 091	27 074 527	42 653 234	276 982 259	30 981 364	62 255 879	330 041 448	
December	27 346 400	33 811 941	308 913 383	24 238 137	42 573 833	304 408 924	23 125 218	46 867 371	323 849 629	31 324 387	72 557 686	402 599 133	
January	19 492 071	42 946 281	351 859 664	22 252 338	45 544 210	349 953 134	31 142 838	35 546 218	359 395 847	29 644 845	37 342 095	439 941 228	
February	14 455 305	25 413 312	377 272 976	23 438 011	36 855 234	386 808 368	46 223 310	55 097 631	414 493 478	29 611 605	44 110 424	484 051 653	
March	27 773 414	36 165 057	413 438 033	32 637 860	43 581 868	430 390 236	23 375 581	59 739 787	474 233 265	30 314 115	62 205 707	546 257 360	
April	19 885 330	21 414 479	434 852 512	29 013 556	48 438 504	478 828 740	31 205 386	66 066 199	540 299 464	37 038 333	36 127 742	582 385 102	
May	(1 363 184)	23 346 673	458 199 185	31 338 129	39 365 982	518 194 722	29 402 050	52 697 051	592 996 515	36 551 387	61 957 176	644 342 277	
June	41 806 569	59 407 951	517 607 137	9 293 965	36 602 047	554 796 769	24 166 767	37 003 295	629 999 810	22 909 675	64 714 891	709 057 168	
	560 353 971	517 607 137	-	574 644 077	554 796 769	-	677 581 704	629 999 810	-	705 726 758	709 057 168	-	
	YTD comparison												
	92%			97%			93%			100%			

5. OPERATING EXPENDITURE REPORT

EC157 King Sabata Dalindyebo - Table C4 Monthly Budget Statement - Financial Performance (revenue and expenditure) - M12 June

Description	Ref	2021/22		Budget Year 2022/23								Full Year Forecast	
		Audited Outcome	Budget	Monthy actual	Adjusted Budget	Q1 Actual	Q2 Actual	Q3 Actual	Q3 Actual	YearTD actual	YearTD budget		YTD variance
Employee related costs		541 016	556 029	534 040	44 282	135 267	138 897	135 399	141 703	551 265	534 040	17 224	3%
Remuneration of councillors		28 613	34 079	34 863	2 442	7 887	7 683	7 374	6 480	29 394	34 863	(5 469)	-16%
Debt impairment		19 888	15 000	15 000	628	103	3 621	748	1 474	5 946	15 000	(9 054)	-60%
Depreciation & asset impairment		160 799	158 272	158 272	-	40 525	38 777	26 171	20 877	126 350	158 272	(31 923)	-20%
Finance charges		18 912	6 553	6 553	1 160	4 819	6 043	4 766	(2 826)	12 803	6 553	6 249	95%
Bulk purchases - electricity		387 729	452 820	452 820	49 986	136 588	68 591	77 448	95 133	377 761	452 820	(75 059)	-17%
Inventory consumed		30 406	20 509	30 858	1 576	8 139	5 756	5 109	9 464	28 467	30 858	(2 391)	-8%
Contracted services		85 981	44 801	52 529	9 323	20 057	16 350	17 982	56 293	110 682	52 529	58 153	111%
Transfers and subsidies		37 698	500	380	-	21	20	223	9 452	9 715	380	9 335	2457%
Other expenditure		188 008	125 003	135 510	14 660	31 563	49 599	37 109	35 209	153 480	135 510	17 970	13%
Losses		(27)	-	-	-	-	-	-	-	-	-	-	-
Total Expenditure		1 499 022	1 413 567	1 420 826	124 057	384 939	335 337	312 329	373 258	1 405 863	1 420 826	(14 963)	-1%

SECTION 52d REPORT FORTH QUARTER ENDED 30 JUNE 2023

COMMENTS ON MATERIAL EXPENDITURE VARIANCES

The following material variances were noted.

- 5.1.2. Employee related costs and remuneration of councillors reflect overspending of seventeen million rand (R17 million), and savings of five million four hundred thousand (R5.4 million) respectively. For a detailed report refer to S66 report below.
- 5.1.3. Depreciation reflect savings of thirty-one million (R31 million). This will be dealt with at the end of the financial year and also when more projects are completed.
- 5.1.4. Bulk purchases savings of seventy-five million nine (R75 million). This is due to the impact of load shedding.
- 5.1.5. Debt impairment shows a savings of nine million (R9 million). This will be dealt with when the financial statements are finalized.
- 5.1.6. Finance charges overspent by six million two hundred thousand (R6.2 million). This is mainly due to interest on overdue accounts.
- 5.1.7. Contracted services overspent by net of fifty-eight million (R58 million) due to the following material variances and savings in certain line items: Material overspent items are as follows.

LEDGER DESCRIPTION	TOTAL BUDGET	TOTAL ACTUAL	VARIANCE	VAR %
Legal Fees	2 144 869	20 503 108	- 18 358 239	-856%
Community Cleaning Project	1 171 029	4 235 387	- 3 064 358	-262%
Agency Payments- Security Serv	-	13 869 632	- 13 869 632	-100%
Electr Infrastr, Mains Cable	5 353 159	23 388 087	- 18 034 928	-337%
Electr Infrastr, Mains Cable	324 875	12 471 446	- 12 146 571	-3739%
	8 993 932	74 467 660	- 65 473 728	-728%

- 5.1.8. Other expenditure overspent by seventeen million nine hundred thousand (R17.9 m). This is mainly due to overspending of thirty-five million and savings of eighteen million in certain line items of general expenses. The material variances being overspending on the following line items.

ITEM DESCRIPTION	TOTAL BUDGET	TOTAL ACTUAL	VARIANCE	VAR %
Council ward committee meeting incentives	1 087 000	10 530 000	- 9 443 000	-869%
Post Telecommunications	2 720 000	8 105 854	- 5 385 854	-198%
Municipal Services	100 000	8 409 841	- 8 309 841	-8310%
Indigent Subsidy	-	3 007 995	- 3 007 995	100%
Hire Charges	11 209 728	7 148 133	4 061 595	36%
Electr Infrastr, Mains Cable	2 869 792	16 348 778	- 13 478 986	-470%
	17 986 520	53 550 601	- 35 564 081	-198%

SECTION 52d REPORT FORTH QUARTER ENDED 30 JUNE 2023

5.2. CAPITAL EXPENDITURE

EC157 King Sabata Dalindyebo - Table C5 Monthly Budget Statement - Capital Expenditure (municipal vote, functional classification and funding) - M09 March

R thousands	Vote Description	Ref	2021/22 Audited Outcome	Budget Year 2022/23							Full Year Forecast	
				Original Budget	Adjusted Budget	Monthly actual	YearTD actual	YearTD budget	YTD variance	YTD variance %		
	Capital Expenditure - Functional Classification	1										
	Governance and administration											
	Executive and council		-	2 597	4 040	1 597	1 609	4 040	(2 431)	-60%	4 040	
	Finance and administration		-	-	-	-	-	-	-	-	-	
	Internal audit		-	2 597	4 040	1 597	1 609	4 040	(2 431)	-60%	4 040	
	Community and public safety											
	Community and social services		74 445	116 904	178 906	2 934	23 645	178 906	(155 262)	-87%	178 906	
	Sport and recreation		1 886	150	211	-	-	211	(211)	-100%	211	
	Public safety		-	-	769	151	468	769	(301)	-39%	769	
	Housing		-	3 000	3 000	-	-	3 000	(3 000)	-100%	3 000	
	Health		72 549	113 754	174 926	2 783	23 177	174 926	(151 750)	-87%	174 926	
	Economic and environmental services											
	Planning and development		57 192	114 471	143 623	7 621	103 301	143 623	(40 322)	-28%	143 623	
	Road transport		-	45 826	20 765	997	7 866	20 765	(12 899)	0%	20 765	
	Environmental protection		57 192	68 645	122 858	6 624	95 435	122 858	(27 423)	-22%	122 858	
	Trading services											
	Energy sources		26 949	4 945	22 518	413	5 055	22 518	(17 462)	-78%	22 518	
	Water management		26 949	3 195	21 568	413	5 055	21 568	(16 512)	-77%	21 568	
	Waste water management		-	-	-	-	-	-	-	-	-	
	Waste management		-	1 750	950	-	-	950	(950)	-100%	950	
	Other											
	Total Capital Expenditure - Functional Classification	3	158 585	238 918	349 087	12 566	133 610	349 087	(215 477)	-62%	349 087	
	Funded by:											
	National Government		47 411	97 046	97 846	6 624	95 435	97 846	(2 412)	-2%	97 846	
	Provincial Government		100 843	132 754	204 999	3 780	31 042	204 999	(173 957)	-85%	204 999	
	District Municipality		10 330	-	-	-	-	-	-	-	-	
	Transfers and subsidies - capital (monetary allocations) (National / Provincial Departmental Agencies, Households, Non-profit institutions, Private Enterprises, Public Corporators, Higher Educational Institutions)		-	-	11 700	-	-	11 700	(11 700)	-100%	11 700	
	Transfers recognised - capital		158 585	229 801	314 546	10 405	126 477	314 546	(188 068)	-60%	314 546	
	Borrowing	6	-	-	-	-	-	-	-	-	-	
	Internally generated funds		-	9 117	26 181	2 161	7 132	26 181	(19 049)	-73%	26 181	
	Total Capital Funding		158 585	238 918	340 727	12 566	133 610	340 727	(207 117)	-61%	340 727	

COMMENTS ON CAPITAL SPENDING

- ❖ **MIG** -The spending is at 100% at the end of the Fourth quarter on YTD budget.
- ❖ **Human Settlement Projects**- The spending was at 13% at the end of the Fourth quarter. The reasoning behind the underspending on Human Settlements is due to that two housing projects (New Brighton 131 and Kei Rail 537) that were earmarked for implementation this financial year are still held up with the non- resolution of Land Claims. The two projects combined have a combined budget of R60 million. The other underspending has been experienced on the Maydene Farm Housing Project due to that the increase on the quantum subsidy was only approved on the 30th September 2022 and

SECTION 52d REPORT FORTH QUARTER ENDED 30 JUNE 2023

funding was only transferred to the Municipality by the end of October 2022 from the Department of Human Settlements. The contractor was out of site for a period of six months and had to re-establish on site.

6. DEPARTMENTAL REVENUE AND EXPENDITURE REPORT**6.1. Executive and Council**

DESCRIPTION	BUDGET	ANNUAL		
		AMOUNT	VARIANCE	VAR %
AREA: 11 - Executive & Council				
Revenue				
Rent of Facilities and Equipment	25 000	48 506	-	-94%
Fines	97 955	87 650	10 305	11%
Licenses and Permits	2 061 932	1 722 766	339 166	16%
Other Revenue	26 430	6 179	20 251	77%
Total Revenue	2 211 317	1 865 101	346 216	16%
Expenditure				
Employee Related Costs	52 253 110	50 421 185	1 831 925	4%
Remuneration Of Councillors	35 058 577	29 435 274	5 623 303	16%
General Expenses - Other	17 297 431	38 096 086	- 20 798 655	-120%
Total Expenditure	104 609 118	117 952 545	- 13 343 427	-13%
Net Surplus/(Deficit)	- 102 397 801	- 116 087 444	13 689 643	-13%

6.2. Corporate Services

DESCRIPTION	BUDGET	ANNUAL		
		AMOUNT	VARIANCE	VAR %
AREA: 12 - Corporate Services				
Revenue				
Rent of Facilities and Equipment	402 581	536 388	-	-33%
Grants & Subsidies Received - Operating	795 090	795 090	-	0%
Total Revenue	1 197 671	1 331 478	-	-11%
Expenditure				
Employee Related Costs	44 530 286	44 476 522	53 764	0%
General Expenses - Other	14 947 426	17 731 730	- 2 784 304	-19%
Depreciation - Property, Plant & Equip	205 044	146 866	58 178	28%
Total Expenditure	59 682 756	62 355 118	- 2 672 362	-4%
Net Surplus/(Deficit)	- 58 485 085	- 61 023 640	2 538 555	-4%

6.3. Finance and Asset Management

SECTION 52d REPORT FORTH QUARTER ENDED 30 JUNE 2023

DESCRIPTION	ANNUAL			
	BUDGET	AMOUNT	VARIANCE	VAR %
AREA: 13 - Finance & Asset Management				
Revenue				
Property Rates	307 662 218	286 572 888	21 089 330	7%
Rent of Facilities and Equipment	16 591 646	19 207 101	- 2 615 455	-16%
Interest Earned - External Investments	1 301 542	4 465 512	- 3 163 970	-243%
Interest Earned - Outstanding Debtors	36 662 001	64 861 452	- 28 199 451	-77%
Grants & Subsidies Received - Operating	410 265 000	410 723 531	- 458 531	0%
Grants & Subsidies Received - Capital	-	16 370 360	- 16 370 360	-100%
Other Revenue	3 642 784	2 182 939	1 459 845	40%
Gains \Losses on Disposal Of Property, P	563 500	1 596 899	- 1 033 399	-183%
Fair Value Adjustment	-	23 534 342	- 23 534 342	-100%
Total Revenue	776 688 691	829 515 024	- 52 826 333	-7%
Expenditure				
Employee Related Costs	55 938 754	55 004 495	934 259	2%
General Expenses - Contracted Services	9 137 284	10 822 549	- 1 685 265	-18%
General Expenses - Grants & Subsidies Pa	-	3 007 995	- 3 007 995	-100%
General Expenses - Other	67 287 813	87 015 228	- 19 727 415	-29%
General Expenses: Grants & Subs - Operat	2 700 000	2 563 677	136 323	5%
Repairs & Maintenance - Municipal Assets	14 220 251	13 168 318	1 051 933	7%
Depreciation - Property, Plant & Equip	33 458 532	21 920 972	11 537 560	34%
Interest Expense - External Borrowings	6 553 144	2 588 224	3 964 920	61%
Contributions To / From Provisions & Res	13 090 217	4 036 017	9 054 200	69%
Total Expenditure	202 385 995	200 127 475	2 258 520	1%
Net Surplus/(Deficit)	574 302 696	629 387 549	- 55 084 853	-10%

6.4. Local and Economic Development

DESCRIPTION	ANNUAL			
	BUDGET	AMOUNT	VARIANCE	VAR %
AREA: 14 - Planning, Social & Ec Dev				
Revenue				
Rent of Facilities and Equipment	179 646	113 536	66 110	37%
Licenses and Permits	1 284 290	634 844	649 446	51%
Grants & Subsidies Received - Operating	1 750 000	1 750 000	-	0%
Grants & Subsidies Received - Capital	11 700 000	-	11 700 000	100%
Other Revenue	85 925	25 295	60 630	71%
Total Revenue	14 999 861	2 523 675	12 476 186	83%
Expenditure				
Employee Related Costs	32 197 228	30 682 108	1 515 120	5%
General Expenses - Other	15 304 255	9 682 161	5 622 094	37%
Total Expenditure	47 501 483	40 364 269	7 137 214	15%
Net Surplus/(Deficit)	- 32 501 622	- 37 840 594	5 338 972	-16%

6.5. Human Settlement

SECTION 52d REPORT FORTH QUARTER ENDED 30 JUNE 2023

DESCRIPTION	ANNUAL			
	BUDGET	AMOUNT	VARIANCE	VAR %
AREA: 15 - Human Settlement				
Revenue				
Service Charges	383 250	458 517	- 75 267	-20%
Grants & Subsidies Received - Operating	197 598	-	197 598	100%
Grants & Subsidies Received - Capital	174 926 105	21 430 426	153 495 679	88%
Other Revenue	1 857 525	2 317 708	- 460 183	-25%
Total Revenue	177 364 478	24 206 651	153 157 827	86%
Expenditure				
Employee Related Costs	31 468 803	31 054 519	414 284	1%
General Expenses - Other	10 967 001	2 542 289	8 424 712	77%
General Expenses: Grants & Subs - Operat	197 598	200 778	- 3 180	-2%
Total Expenditure	42 633 402	33 797 586	8 835 816	21%
Net Surplus/(Deficit)	134 731 076	- 9 590 935	144 322 011	107%

6.6. Community Services

DESCRIPTION	ANNUAL			
	BUDGET	AMOUNT	VARIANCE	VAR %
AREA: 16 - Community Services				
Revenue				
Service Charges	53 984 293	50 727 931	3 256 362	6%
Rent of Facilities and Equipment	1 975 168	2 002 852	- 27 684	-1%
Grants & Subsidies Received - Operating	5 844 040	5 169 397	674 643	12%
Total Revenue	61 803 501	57 900 180	3 903 321	6%
Expenditure				
Employee Related Costs	79 516 040	81 901 234	- 2 385 194	-3%
General Expenses - Contracted Services	284 704	264 000	20 704	7%
General Expenses - Other	14 610 346	21 361 848	- 6 751 502	-46%
General Expenses: Grants & Subs - Operat	5 844 040	5 699 396	144 644	2%
Repairs & Maintenance - Municipal Assets	88 738	93 874	- 5 136	-6%
Depreciation - Property, Plant & Equip	18 275 863	15 764 209	2 511 654	14%
Total Expenditure	118 619 731	125 084 561	- 6 464 830	-5%
Net Surplus/(Deficit)	- 56 816 230	- 67 184 381	10 368 151	-18%

SECTION 52d REPORT FORTH QUARTER ENDED 30 JUNE 2023

6.7. Public Safety

DESCRIPTION	ANNUAL			VAR %
	BUDGET	AMOUNT	VARIANCE	
AREA: 17 - Public Safety				
Revenue				
Service Charges	11 551 219	7 496 041	4 055 178	35%
Fines	4 000 339	1 491 718	2 508 621	63%
Licenses and Permits	13 081 775	11 544 078	1 537 697	12%
Grants & Subsidies Received - Operating	754 380	-	754 380	100%
Other Revenue	290 330	254 710	35 620	12%
Total Revenue	29 678 043	20 786 547	8 891 496	30%
Expenditure				
Employee Related Costs	136 809 482	152 833 659	- 16 024 177	-12%
General Expenses - Contracted Services	-	13 869 632	- 13 869 632	-100%
General Expenses - Other	7 861 848	7 970 432	- 108 584	-1%
General Expenses: Grants & Subs - Operat	754 380	281 373	473 007	63%
Repairs & Maintenance - Municipal Assets	822 459	264 113	558 346	68%
Total Expenditure	146 248 169	175 219 209	- 28 971 040	-20%
Net Surplus/(Deficit)	- 116 570 126	- 154 432 662	37 862 536	-32%

6.8. Infrastructure

DESCRIPTION	ANNUAL			VAR %
	BUDGET	AMOUNT	VARIANCE	
AREA: 18 - Infrastructure				
Revenue				
Service Charges	562 536 248	523 275 495	39 260 753	7%
Fines	-	118 000	- 118 000	-100%
Grants & Subsidies Received - Operating	12 032 130	10 267 001	1 765 129	15%
Grants & Subsidies Received - Capital	132 479 529	103 865 476	28 614 053	22%
Other Revenue	23 034 855	8 593 937	14 440 918	63%
Total Revenue	730 082 762	646 119 909	83 962 853	12%
Expenditure				
Employee Related Costs	91 491 963	94 528 799	- 3 036 836	-3%
General Expenses - Bulk Purchases	452 820 072	377 761 200	75 058 872	17%
General Expenses - Other	22 959 128	25 712 670	- 2 753 542	-12%
General Expenses: Grants & Subs - Operat	6 723 997	7 605 337	- 881 340	-13%
Repairs & Maintenance - Municipal Assets	35 917 241	79 729 559	- 43 812 318	-122%
Depreciation - Property, Plant & Equip	106 332 999	88 517 720	17 815 279	17%
Total Expenditure	716 245 400	673 855 285	42 390 115	6%
Net Surplus/(Deficit)	13 837 362	- 27 735 376	41 572 738	300%

PART TWO: FINANCIAL POSITION

7. DEBTORS AGE ANALYSIS

Debtors age analysis for third quarter of 2022/23

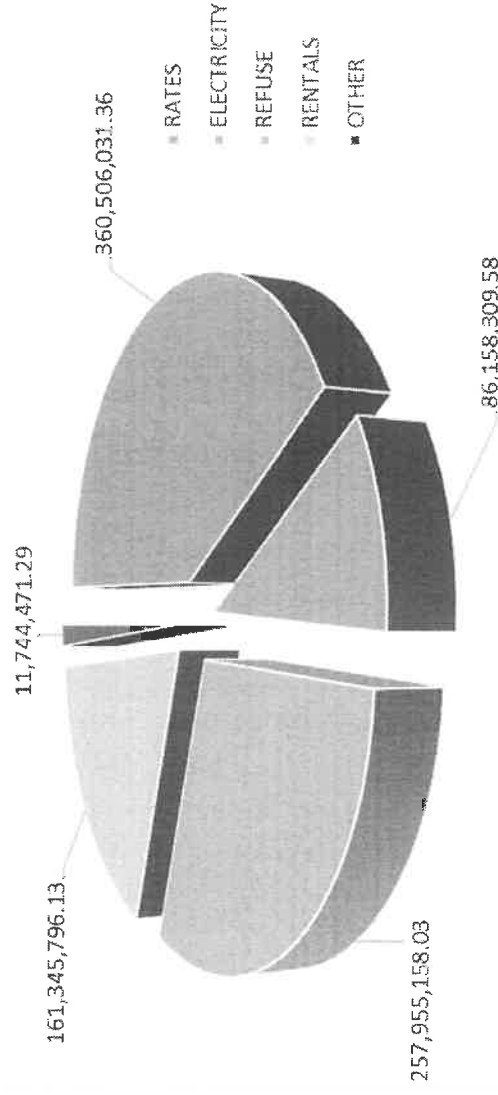
Balance Type	CURRENT	30 Days	60 Days	90 Days	120 Days+	PENALTIES	Total
RATES	10 608 458	6 100 358	7 468 997	5 015 324	234 217 165	104 066 124	367 476 426
REFUSE	3 975 322	3 065 147	2 786 149	2 600 101	182 790 807	71 189 212	266 406 738
ELECTRICITY	28 906 117	11 984 121	12 165 636	5 983 582	22 967 069	6 804 579	88 811 103
RENTALS	2 119 225	1 500 684	1 435 799	2 052 826	90 664 526	56 940 154	154 713 214
OTHER	446 921	377 938	315 915	297 984	5 761 954	192 002	7 392 715
TOTAL	46 056 043	23 028 248	24 172 495	15 949 817	536 401 521	239 192 072	884 800 195

Debtors age analysis for forth quarter of 2022/23

Debtors balance as at the end of the month June 2023 amounted to eight hundred and seventy-seven million, seven hundred and ten thousand rands (R877 710 000).

Balance Type	CURRENT	30 Days	60 Days	90 Days	120 Days+	PENALTIES	TOTAL
RATES	11,898,308.67	6,262,289.85	5,170,536.15	4,491,421.96	223,210,582.08	109,472,892.65	360,506,031.36
ELECTRICITY	36,237,815.53	13,944,473.18	10,931,927.38	8,038,637.13	10,367,193.20	6,638,263.16	86,158,309.58
REFUSE	4,058,774.01	3,065,668.41	2,687,942.18	2,605,426.55	172,955,675.94	72,581,670.94	257,955,158.03
RENTALS	1,697,984.82	1,481,025.15	1,354,176.57	1,915,271.59	95,007,871.90	59,889,466.10	161,345,796.13
OTHER	536,199.58	406,586.08	313,765.80	296,070.17	9,385,934.83	805,914.83	11,744,471.29
TOTAL	54,429,082.61	25,160,042.67	20,458,348.08	17,346,827.40	510,927,257.95	249,388,207.68	877,709,766.39

Debtors Age Analysis as at 30 June 2023



SECTION 52d REPORT FORTH QUARTER ENDED 30 JUNE 2023

7.1. COUNCILLORS OWING

Councillors Rates Debt as at 30 June 2023										
Account Number	Account Name (& Address)	Current	30 Days	60 Days	90 Days	120 Days +	Amount owing	Amount paid	comments	
202360	NIYANISO & TANDIWE NELANI	-12216,50	0,00	0,00	0,00	0,00	-12216,50	1500,00	Cr Balance	
41390	MRS NOMVUYISO MATUBATUBA	-11379,79	0,00	0,00	0,00	0,00	-11379,79	1000,00	Cr Balance	
275145	RAPIYA SHADRACK	-6492,13	0,00	0,00	0,00	0,00	-6492,13	5750,00	Cr Balance	
276777	MBUTYE MZOXOLO GOODMAN	-5389,51	0,00	0,00	0,00	0,00	-5389,51	800,00	Cr Balance	
198007	TEMBELANI / Y N KEKEZWA	-3882,89	0,00	0,00	0,00	0,00	-3882,89	1311,00	Cr Balance	
129486	NOMBULELO SIBEKO	-253,03	0,00	0,00	0,00	0,00	-253,03	900,00	Stop order	
59920	KHUTALAJ MAWANDE NOKWALI	187,76	0,00	0,00	0,00	0,00	187,76	800,00	Stop order	
270701	MIR RAYMOND KNOCK	979,05	41,03	41,03	41,03	25,67	1127,81	1200,00	Stop order	
63838	CYNTHIA N MAKUBALO	786,38	826,35	0,00	0,00	0,00	1612,73	4647,64	Paying	
88296	NOMBULELO SIBEKO	1221,18	895,57	894,26	893,88	3938,91	7843,80	1300,00	Stop order	
							-28 841,75	19 208,64		

The municipality is currently following the debts up and communication was sent to each councillor owing, and the electricity meters are blocked.

7.2. COUNCILLORS OVERPAYMENT

7.2.1. OLD COUNCILLORS OVERPAYMNET

Old Councillors Overpayment Debt as at 30 June 2023				
Account Number	Account Name	Total	comments	
381478	LUMIKWANA A N	20 329,37	Tracing Process	
381484	MDA N	19 059,01	Tracing Process	
381497	PIERCE B	23 820,40	Tracing Process	
381498	SANGOVANA E	35 730,60	Tracing Process	
381502	STOYILE M	23 073,19	Tracing Process	
381503	TSHOTA L M	20 329,37	Tracing Process	
381508	MBUTYE M G	19 059,01	sent for salary deduction	
		161 400,95		

7.3. STAFF DEBTORS

"Clause 10 of schedule 2 – A staff member of a municipality may not be in arrears to the municipality for rates and service charges for a period longer than three months and a municipality may deduct any outstanding amounts from staff member's salary after this period." Below is the table showing staff that are in arrears for more than three months and they are in contravention of the code quoted above:

Notices were sent to staff debtors asking debtors to come and make an arrangement for the settlement of their accounts. The response is very low, this might necessitate deductions from their salaries.

Staff Debt as at 30 June 2023

Account Number	Account Name (& Address)	Current	30 Days	60 Days	90 Days	120 Days +	Amount owing	Stop order	payments	payment date	comments
281148	MALINDI NONTANDO	388,44	41,03	41,03	41,03	21,74	533,27	450,00		30 June 2023	Current
40245	MOMOZA TT &NW	535,07	0,00	0,00	0,00	0,00	535,07	485,00		30-Jun-23	Current
280093	NOMBUYELO PW METH	582,66	0,00	0,00	0,00	0,00	582,66	584,00		23-Jun-23	Current
52756	VVOLWENKOSI G MARARENI	726,32	0,00	0,00	0,00	0,00	726,32	1000,00		20-Jun-23	Current
282243	FUNDELWA FLORA MQALI	394,03	374,76	0,00	0,00	0,00	768,79	600,00		29-Jun-23	Current
7513362	NTSIZWA T	398,88	372,17	0,00	0,00	0,00	771,05	600,00		30-Jun-23	Current
277120	BOYCE LITHA YONGAMA	401,07	361,62	11,50	0,00	0,00	774,19				Current
97414	SIYABULELA MFOBO	1165,22	0,00	0,00	0,00	0,00	1165,22	1500,00		30-Jun-23	Current
280025	CONSTANCE N MAKELENI	396,59	41,03	41,03	41,03	788,50	1308,18	1000,00		30-Jun-23	Current
216483	NDZO R	1320,48	9,13	0,00	0,00	0,00	1329,61	1300,00		30-Jun-23	Current
7522897	LUWACA N K	1554,03	129,66	0,00	0,00	0,00	1683,69	1520,00		25-Jun-23	Current
180865	FELIX A VUSI/ZINTLE MBAMBANI	1427,92	292,51	42,57	43,34	123,09	1929,43	4138,92		30-Jun-23	Current
258181	NDUBE N R	503,61	498,48	502,65	507,74	645,16	2657,64				No payment
195069	ANDILE L & CHRISTELLE L NDABA	1363,01	1348,73	371,19	0,00	0,00	3082,93				No payment
155168	SOKANYILE MALIZOLE J & N	740,70	733,11	725,02	717,76	312,62	3229,21				No payment
72024	MBUBE Z B	597,96	591,94	584,82	579,07	1271,17	3624,96				No Payment
229741	MAPATWANA L	450,74	446,29	440,72	445,58	1862,05	3645,38				No payment
37795	MRS&MRS THANDUXOLO H& THULIS NTONDINI	675,66	668,81	661,16	654,63	1046,56	3706,82				No payment

Staff Debt as at 30 June 2023												
Account Number	Account Name (& Address)	Current	30 Days	60 Days	90 Days	120 Days +	Amount owing	Stop order	payments	payment date	comments	
107763	MR & MRS TABO T & NOLUTHANDO MANAMATHHELA	966,97	957,07	956,70	952,31	375,39	4208,44				No Payment	
282005	TIYA NOLUNDI	377,87	374,33	368,92	365,54	3292,00	4778,66				No Payment	
145064	SIBUSILE / XOLISWA LUNIKA	1385,48	1269,37	92,64	0,00	0,00	2747,49				No payment	
281775	NDOTSHANA NOLITA	380,16	361,89	358,17	357,79	3381,76	4839,77	1500,00	30-Jun-23	Paying		
49054	NKANJENI KHATHULA	3094,60	1567,28	1101,14	0,00	0,00	5763,02	1500,00	23-Jun-23	Paying		
276327	NOLWAZI RITTAH MDLEKEZA	416,14	333,60	333,60	333,60	3338,45	4755,39	1300,00	30-Jun-23	Stop order		
277553	AROSI SITHEMBISO	599,72	361,89	358,17	357,79	4920,23	6597,80	1000,00	30-Jun-23	Stop order		
273792	MR VUYANI VICTOR ZIBAYA	573,49	573,49	333,60	333,60	21157,79	22971,97	250,00	30-Jun-23	Stop order		
45501	NONKENGE G L	1060,34	1060,34	333,60	333,60	29750,17	32538,05	3700,00	30-Jun-23	Stop order		
278992	NOSINOR MACUBENI	365,26	364,33	363,89	365,34	2174,64	3633,46	300,00	09-Jun-23			
280444	SONGCA NOZIBELE	486,43	355,70	358,17	357,79	2625,25	4183,34	500,00	30-Jun-23	Stop order		
279130	LUTANGO NOLUVO	455,46	457,09	447,93	444,49	11113,63	12918,60	600,00	06-Jun-23			
									141990,41	16423,92	8404,00	

SECTION 52d REPORT FORTH QUARTER ENDED 30 JUNE 2023

7.4. STAFF HOUSES

The following is the table of Employees who are part of the resolution of council in 2005 and 2006 that says they must buy the following properties. This cannot be resolved. Currently the Office of Surveyor General is completing the process of survey and issue out individual Ervin before the disposal can take place. It was therefore agreed that these employees must pay an amount equal to the rental pending the finalization of the sale.

BOTTOM OF THE HILL TOWNSHIP STAFF HOUSES - JUNE 2023						
ACCOUNT NO.	NAME	ADDRESS	OFFER TO PURCHASE	AMOUNT PAID	VOTE:133208612755	BALANCE
7561752	E.B. BUSS (Deceased)	16 DELVILLE ROAD	125000,00	78 684,87		53 815,13
7526531	D.T. DYANTYI (Deceased)	21 HEMMING STREET	150000,00	125 709,33		24 290,67
7561750	B.N. SPARG	10 BLACKWAY ROAD	115000,00	67 042,26		47 957,74
				271 436,46	0,00	126 063,54

The establishment of the township has since been finalised the transfer process is underway.

7.5. UNCOLLECTABLE RATES DEBT

Account Number	Account Name (& Address)	SENT FOR SALARY DEDUCTIONS						120 Days +	Amount owing	Stop order	payments	payment date	comments
		Current	30 Days	60 Days	90 Days	120 Days	120 Days +						
276511	BAYIVATISWA	601,72	598,09	582,39	578,93	30696,28	33357,41						
6000318	MINDAYI	466,19	463,92	449,77	447,61	33230,18	35057,67						
6000349	X SITEO	466,19	463,92	449,77	447,61	33230,18	35057,67						
6000555	S BOZO	469,84	467,56	453,28	451,12	33733,29	35575,09						
280813	LUFELE MZUVUKILE	672,76	668,62	651,52	647,57	33802,28	36442,75						
6000225	V TOMSANA	444,61	442,34	429,04	426,88	25226,88	26969,75						
275930	NOZIBELE MSINEKELWA	559,16	555,62	541,65	538,29	24945,00	27139,72					NO payment	
280969	MADYIBI LWAZI	629,48	625,79	609,13	605,63	34147,44	36617,47						
7561677	NGCEZU B	358,89	358,89	344,82	344,82	52966,19	54373,61						
6000540	KNGONYAMA	585,43	583,15	573,94	571,78	58669,16	61003,46						
6000562	L VAKELE	587,43	585,15	575,86	573,71	59106,38	61448,53						
6000673	N.N.B NDZULE	662,17	659,96	637,93	635,84	62728,48	65324,38						
254210	MANELI N A	1025,03	1020,66	990,37	986,22	91584,35	95606,63						
276902	SOVANTILE MALIZOLE&KOLEKA	1434,58	1170,30	1124,84	1123,96	130877,25	135730,93						
7504086	MGIDLANA E T	1988,63	1955,23	1942,92	1901,03	134174,60	141972,41					No Payment	
275830	NOZIBELE MSINEKELWA	555,62	541,65	538,29	507,48	24452,10	26585,14					No Payment	
7561677	NGCEZU B	358,89	344,82	344,82	331,45	52706,74	54086,72	72,00				30-Jun-23 stop order	
							962 359,34						

7.6. GOVERNMENT GRANTS AND SUBSIDIES

CUMMULATIVE GRANT REGISTER 2023/23 FINANCIAL YEAR

Summary Grant register		Received ToDate		Outflows						
GRANT	TYPE	OPENING BAL	Receipts	Interest Rec	Rejected Roll over	Sub Total	Expenditure	VAT	Total Expenditure	Total
FINANCE MANAGEMENT GRANT INVESTMENT	OPERATING	-	2 850 000,00	-	-	2 850 000,00	2 611 712,71	238 287,29	2 850 000,00	-
MANDULI MIDDLE INCOME HOUSING	OPERATING	333 651,71	-	-	-	333 651,71	-	-	333 651,71	-
MUNICIPAL INFRASTRUCTURE GRANT	CAPITAL	-	98 791 000,00	-	-	98 791 000,00	86 525 888,45	12 317 022,77	98 842 911,22	(51 911,22)
UMTATA CONSOLIDATED METRO-MTAB	CAPITAL	514 265,11	-	-	-	514 265,11	-	-	514 265,11	-
SMALL TOWN REVITALISATION	CAPITAL	(2 078 300,54)	18 685 192,82	-	-	16 606 892,28	17 871 844,29	2 680 776,65	20 552 620,94	(3 945 728,66)
EPWP	OPERATING	-	4 191 000,00	-	-	4 191 000,00	4 177 038,58	13 961,42	4 191 000,00	-
ORGANOGRAM DEVELOPMENT	OPERATING	294 477,33	-	-	-	294 477,33	-	-	294 477,33	-
ELECTRICITY DEMAND		-	4 000 000,00	-	-	4 000 000,00	2 339 931,91	350 438,99	2 690 370,90	1 309 629,10
DOE ELECTRIFICATION PROJECT	CAPITAL	-	3 195 000,00	-	-	3 195 000,00	2 778 251,47	416 737,74	3 194 989,21	10,79
LIBRARY GRANT	OPERATING	-	1 750 000,00	-	-	1 750 000,00	1 750 000,00	-	1 750 000,00	-
RURAL PLANNING & SURVEY	CAPITAL	126 942,80	-	-	-	126 942,80	-	-	126 942,80	-
KSD ELECTIONS ROAD MAINTENANCE	OPERATING	109 543,34	-	-	-	109 543,34	-	-	109 543,34	-
MAHLUNGULU	CAPITAL	1 573 634,50	-	-	-	1 573 634,50	379 624,68	-	379 624,68	1 194 009,82
NEW PAYNE 200	CAPITAL	333 066,05	3 305 018,11	-	-	3 638 084,16	3 140 936,00	-	3 140 936,00	497 148,16
NEW PAYNE 300	CAPITAL	3 160 800,00	1 916 406,66	-	-	5 077 206,66	5 065 584,00	-	5 065 584,00	11 622,66
NTSHABENI	CAPITAL	1 076 669,37	-	-	-	1 076 669,37	918 281,87	-	918 281,87	158 387,50
WILLOW	CAPITAL	1 250 146,39	-	-	-	1 250 146,39	1 780 466,50	-	1 780 466,50	(530 320,11)
ZIDINDI	CAPITAL	-	4 735 233,75	-	-	4 735 233,75	3 662 725,89	-	3 662 725,89	1 072 507,86
MAYDENE FARM EXTENSIONS	CAPITAL	1 698 057,45	24 077 128,59	-	-	25 775 186,04	8 489 712,67	-	8 489 712,67	17 285 473,37
NEW BRIGHTON	CAPITAL	880 594,02	-	-	-	880 594,02	-	-	880 594,02	-
KEI RAIL	CAPITAL	1 456 722,75	-	-	-	1 456 722,75	-	-	1 456 722,75	-
INFRASTRUCTURE SKILLS DEVELOPMENT	OPERATING	-	5 500 000,00	-	-	5 500 000,00	5 260 510,55	171 401,52	5 431 912,07	68 087,93
DOT TAXI RANK	CAPITAL	7 236 277,02	-	-	-	7 236 277,02	-	-	7 236 277,02	-
MUNICIPAL DISASTER RESPOSE GRANT		-	5 360 000,00	-	-	5 360 000,00	-	-	5 360 000,00	-
TOTALS:		17 966 547,30	178 355 979,93	-	-	196 322 527,23	146 752 509,57	16 188 626,38	162 941 135,95	33 381 391,28

7.7. DEDICATED ACCOUNTS / GRANT INVESTMENTS

CONDITIONAL GRANT MOVEMENTS							
PROJECT NAME	OPENING BALANCE	TRANSFERS IN	INTEREST	SUB TOTAL	WITHDRAWALS	BANK CHARGES	BALANCE
FINANCE MANAGEMENT GRANT INVESTMENT	423 086,42	2 850 000,00	78 279,26	3 351 365,68	3 341 365,68		10 000,00
MQANDULI MIDDLE INCOME HOUSING	60 381,74	-	3 020,53	63 402,27	63 402,27		63 402,27
MUNICIPAL INFRASTRUCTURE GRANT	130 395,07	111 791 000,00	791 106,44	112 712 501,51	112 706 763,96		5 737,55
UMTATA CONSOLIDATED METRO-MTAB	49 713,63	-	2 486,88	52 200,51	52 200,51		52 200,51
ORGANOGRAM DEVELOPMENT	9 609,26	-	328,87	9 938,13	9 938,13		9 938,13
DOE ELECTRIFICATION PROJECT	64 879,46	2 875 000,00	47 429,31	2 987 308,77	2 390 873,29		596 435,48
RURAL PLANNING & SURVEY	154 834,71	-	7 956,27	162 790,98	162 790,98		162 790,98
KSD ELECTIONS ROAD MAINTENANCE	133 627,45	-	6 866,51	140 493,96	140 493,96		140 493,96
LIBRAY GRANT	10 665,61	1 750 000,00	20 466,02	1 781 131,63	1 770 000,00		11 131,63
INFRASTRUCTURE SKILLS DEVELOPMENT	54 842,75	11 500 000,00	182 116,77	11 736 959,52	10 725 917,06		1 011 042,46
DOT TAXI RANK	17 585,84	-	593,09	18 178,93	18 178,93		18 178,93
KEI RAIL HOUSING	3 245 563,56	71 733 787,11	1 088 489,12	76 067 839,79	56 834 960,42		19 232 879,37
NEW BRIGHTON HOUSING	80 918,95	-	5 216,28	86 135,23	86 135,23		86 135,23
DEMAN SIDE MONEY ON CALL	55 552,23	4 000 000,00	143 721,85	4 199 274,08	-		4 199 274,08
COVID -19 RELEIF FUND	22 678,47	5 360 000,00	10 925,57	5 393 604,04	23 715,21		5 369 888,83
	4 514 335,15	211 859 787,11	2 389 002,77	218 763 125,03	187 793 595,62	-	30 969 529,41

01/07/2022-30/06/2023

7.8. INVESTMENTS – OWN

Both investments Indwe Risk Services and Unclaimed group life insurance cannot be utilised by the municipality, these are ring fenced for specific purposes.

Cumulative Amounts / Summary as at end of 4th Quarter						
Account Name	Opening balance	Transfers In	Interest	SubTotal	Withdrawals	Bank Charges
INVESTEC BANK	295 545,99	-	20 148,88	315 694,87	-	-
INDWE RISK SERVICES	3 881 760,73	-	199 474,96	4 081 235,69	-	39 447,19
ABSA targetLIQUIDITY PLUS	231 307,96	-	13 219,66	244 527,62	-	820,00
UNCLAIMED GROUP LIFE ASSURANCE	2 279,05	-	67,70	2 346,75	-	550,00
ASSET FINANCE RESERVES	79 138,51	115 000 000,00	586 834,27	115 665 972,78	-	115 500 000,00
	4 490 032,24	115 000 000,00	819 745,47	120 309 777,71	-	115 500 000,00
						40 817,19
						4 768 960,52

LONG AND SHORT - TERM BORROWINGS AS AT 30 JUNE 2023

Loan register for the quarter ended 30 JUNE 2023			
	Opening Balance	Repayments - capital portion	Closing Balance
DBSA	7 533 073,21	- 1 067 571,23	6 465 501,98
West Bank	14 588 241,58	- 7 898 908,19	6,689,333,39
TOTAL LIABILITIES AT 30 JUNE 2023	22 121 314,79	- 8 963 479,42	13,094,760,80

SECTION 52d REPORT FORTH QUARTER ENDED 30 JUNE 2023

7.9. CASH AND BANK MOVEMENTS FOR THE PERIOD

KSD MUNICIPALITY 52d COUNCIL REPORTS							
CASHFLOW AND ANALYSIS OF DISPOSABLE CASH							
CASH FLOW MOVEMENT FOR 4th QUARTER 2022-23							
	Absa Operating ACC 4048218780	FNB Main 6247185513	Absa Electricity 4061495604	FNB Electricity 62090323636	DOT Payover 62709676582	Corporate Cheque Acc 62810696487	
	Jun-23	Jun-23	Jun-23	Jun-23	Jun-23	Jun-23	
	TOTAL						
Bank Balance 1 April 2023	1 435 348,85	5 000 211,01	4 813 672,22	5 102 774,09	3 516 525,01	10 190,19	19 878 721,37

Bank Balance 1 April 2023

INFLOWS

Service and Sundry Debtors	4 639 248,54	80 741 840,23	64 647 924,26	98 702 243,84	7 324 496,21	5 373,70	256 061 126,78
Investments		75 716 596,41					75 716 596,41
Interbank transfer		172 270 390,74					172 270 390,74
Operating grant		5 360 000,00					
Asset Reserves		43 900 000,00					43 900 000,00
Total Inflows	4 639 249	377 988 827	64 647 924	98 702 244	7 324 496	5 374	547 948 113,93

OUTFLOWS

Employee costs		154 602 673,91					154 602 673,91
Interbank transfers	5 600 000,00		55 200 000,00	100 823 684,00	10 646 706,74		172 270 390,74
Investments		22 916 406,66					22 916 406,66
Sundry Payments	39 793,36	10 083 069,80	3 679,57	1 427,55	43 176,07	8 335,51	10 179 481,86
Trade Creditors		190 937 023,52					190 937 023,52
Total Outflows	5 639 793	378 539 174	55 203 680	100 825 112	10 689 883	8 336	550 905 977

Net Inflows/(Outflows)

	(1 000 545)	(550 347)	9 444 245	(2 122 868)	(3 365 387)	(2 962)	2 402 137
--	-------------	-----------	-----------	-------------	-------------	---------	-----------

Opening Balance at 1 April 2023

	1 435 348,85	5 000 211,01	4 813 672,22	5 102 774,09	3 516 525,01	10 190,19	19 878 721,37
	(1 000 544,82)	(550 346,51)	9 444 244,69	(2 122 867,71)	(3 365 386,60)	(2 961,81)	2 402 137,24
Closing Balance at 30 June 2023	434 804,03	4 449 864,50	14 257 916,91	2 979 906,38	151 138,41	7 228,38	22 280 858,61

The balance of R22.2 million as at end March cannot cover creditors amounting to R million. There is a need to prioritise spending to manage cash flow crisis of the municipality. Of the total balance ESKOM is owed R 188 million representing 76% of total creditors.

7.10. CREDITORS AGE ANALYSIS

Creditors balance is R246.2 million (3rd Quarter: R94 million). A concerted effort is being made to pay suppliers within the MFMA deadline of 30 days and this is reflected in the age analysis in the table below. 76% of the creditors balance relates to Eskom.

ACC	NAME	BALANCE	CURRENT	30 DAYS	60 DAYS	90 DAYS	120+ DAYS
7845	2U GetSMARTer (US)LLC	9 520,00	9 520,00	-	-	-	-
7828	A.J NTSUNTSWANA AND SON	21 018,16	21 018,16	-	-	-	-
7368	ABENGVUNI ENGINEERING PR	2 209 414,36	2 209 414,36	-	-	-	-
3749	ABO & WARARA TRADING ENTE	14 400,00	14 400,00	-	-	-	-
7839	ACUTE TRAINING MANAGEME	30 000,00	30 000,00	-	-	-	-
7713	ALUTHA HOLDINGS 82	164 070,70	-	-	164 070,70	-	-
7715	ASIME DEVELOPMENT CONSU	147 500,00	-	-	147 500,00	-	-
484	AUDITOR GENERAL	34 100,95	34 100,95	-	-	-	-
7484	AVONIKO PTY LTD	31 425,00	31 425,00	-	-	-	-
7616	AZANIA PLACEMENT SPECIA	24 755,00	-	-	24 755,00	-	-
3225	BATHABILE CONSTRUCTION	4 034 098,97	4 034 098,97	-	-	-	-
6217	BIG BLUE MARKETING T/A	317 952,46	-	-	-	317 952,46	-
7085	BLUETECH CO.PTY (LTD)	161 000,00	-	-	-	161 000,00	-
6793	BREAK EVEN 1388 CC	11 200,00	11 200,00	-	-	-	-
7554	BUBUDE MULTI-SERVICES	16 795,00	16 795,00	-	-	-	-
7472	CAMSEC EL PTY LTD	23 598,00	23 598,00	-	-	-	-
7714	CAMTHISI HOLDINGS	554 680,45	-	478 983,65	-	-	75 696,80
2719	CANCELE POWER PRODUCTS	326 496,00	326 496,00	-	-	-	-
4137	CAPE TO CAIRO INVESTMEN	200 000,00	200 000,00	-	-	-	-
7661	CHIC-CHAC BUSINESS ENTE	173 604,00	-	173 604,00	-	-	-
5706	CHULETHO CONSULTING ENGI	65 307,27	65 307,27	-	-	-	-
1418	CONTOUR TECHNOLOGY	589 488,83	-	589 488,83	-	-	-
4895	DENJAVU SERVICES	3 011 686,35	24 492,86	2 919 918,49	67 275,00	-	-
289	EASTERN CAPE DEVELOPMEN	68 453,23	-	71 720,45	71 720,45	-	146 708,12
3146	EDUBRIDGE TRAINING SOLU	150 000,00	150 000,00	-	-	-	-

ACC	NAME	BALANCE	CURRENT	30 DAYS	60 DAYS	90 DAYS	120+ DAYS
7809	EMALANGENI TECHNOLOGIES	1 259 569,36	1 143 479,33	116 090,03	-	-	-
294	ESKOM	188 312 466,63	64 977 661,88	18 795 818,22	- 27 561 494,08	58 375 973,71	73 724 506,90
6908	ESKOM 6120	22 784,41	-	-	-	-	22 784,41
6909	ESKOM 6712	6 630,17	-	8 305,62	-	1 675,45	-
6913	ESKOM 6980	270,10	4 221,08	3 378,99	1 906,63	1 790,12	11 026,72
6906	ESKOM 7251	7 306,20	7 306,20	-	-	-	-
6911	ESKOM 7687	5 036,70	5 036,70	-	-	-	-
7194	ESKOM 8686	2 616,79	2 616,79	-	-	-	-
6966	ESKOM 9126	582,24	-	212,50	194,06	-	175,68
6912	ESKOM 9804	10 542,81	10 542,81	-	-	-	-
6904	ESKOM 9920	241 879,64	241 879,64	-	-	-	-
827	FIKILE NTAYIYA & ASSOCI	17 378,80	-	-	-	-	17 378,80
3551	FORT HARE SOLUTIONS	230 000,00	230 000,00	-	-	-	-
7801	GLOBANT SOUTH AFRICA	89 100,00	-	89 100,00	-	-	-
7767	GOLDNECON TOWN PLANNER	383 250,00	173 250,00	210 000,00	-	-	-
6794	GREENBROOKS CC	4 500,00	-	-	-	4 500,00	-
7843	GSP PROJECTS AND DEVELO	6 862,40	6 862,40	-	-	-	-
137	GWILIZA FUNERAL PARLOUR	3 800,00	3 800,00	-	-	-	-
7602	HDP&A GROUP	360 000,00	225 000,00	135 000,00	-	-	-
6915	IAN MOSS	39 060,00	39 060,00	-	-	-	-
1745	ICT CHOICE	407 081,93	407 081,93	-	-	-	-
7403	IKAGENG ELECTRICAL CONT	77 387,41	77 387,41	-	-	-	-
6796	IMBEKO TRAVEL & HOSPITA	5 012,28	5 012,28	-	-	-	-
157	INSIGHT OFFICE FURNITUR	104 322,25	104 322,25	-	-	-	-
7532	INSPIRED TRAINING EMPOW	233 795,00	233 795,00	-	-	-	-
1537	ITEC WILD COAST	84 417,25	79 718,84	4 698,41	-	-	-
7244	J.S SIKHUNGO AND ASSOCI	240 368,16	-	240 368,16	-	-	-
1308	JOLWANA MGIDLANA INCORP	448 327,92	382 955,93	-	-	-	65 371,99
3093	KHANYO ELECTRICAL	15 870,00	15 870,00	-	-	-	-

ACC	NAME	BALANCE	CURRENT	30 DAYS	60 DAYS	90 DAYS	120+ DAYS
7850	KOTI SMART SOLUTIONS	14 400,00	14 400,00	-	-	-	-
7711	KUMYOZ INVESTMENTS	171 532,51	171 532,51	-	-	-	-
7700	KWAEDZA ELECTRICAL CONT	272 226,82	-	-	-	-	272 226,82
3504	KWAZIKWAKHE TRADING ENT	145 437,62	16 893,50	128 544,12	-	-	-
6318	LANGENI SUPPLIES (PTY)	12 960,00	12 960,00	-	-	-	-
7615	LIBO COMMUNICATIONS (PT	50 386,10	50 386,10	-	-	-	-
7410	LISAT TRADING ENTERPRIC	21 600,00	21 600,00	-	-	-	-
3710	MABONVINI TRADING ENTER	21 600,00	21 600,00	-	-	-	-
7840	MADOLWANA TCI SUPPLIERS	29 400,00	29 400,00	-	-	-	-
7519	MANDLANKOSI OPERATION (863 200,00	863 200,00	-	-	-	-
7656	MBETE GLOBAL INVESTMENT	1 560 000,00	-	-	-	-	1 560 000,00
7849	MIMATEC TRADING ENTERPRI	14 280,00	14 280,00	-	-	-	-
2364	MINIKELO DALASILE & ASSO	30 343,95	-	30 343,95	-	-	-
7375	N2 ASSIST TOWING AND RE	104 646,17	65 485,17	-	39 161,00	-	-
5648	NGQUMSHE LEGAL COST CON	65 459,87	-	65 459,87	-	-	-
4269	NIZAS TRADING	29 120,00	29 120,00	-	-	-	-
7694	NIZCON (PTY) LTD	115 783,92	-	-	115 783,92	-	-
7331	NOSINDWA ATTORNEYS INC	185 013,58	185 013,58	-	-	-	-
6854	OUTDOOR MACHINE SHOP	223 689,45	46 745,80	176 943,65	-	-	-
7668	QWEQWE COMMUNITY TRUST	55 000,00	-	-	-	-	55 000,00
7429	R.N.E HOLDINGS (PTY) Lt	97 525,12	97 525,12	-	-	-	-
1636	R-DATA	240 231,83	215 167,30	-	1 679,00	-	23 385,53
7838	ROLL TO SECURE	7 992,50	7 992,50	-	-	-	-
800	S.P.C.A.	44 000,00	22 000,00	22 000,00	-	-	-
7489	SAKHELA INC	2 573 089,30	-	2 573 089,30	-	-	-
6363	SEARTEC	72 429,00	-	-	-	-	72 429,00
7329	SIYA AND AYA ENGINEERIN	5 390 465,17	2 086 383,02	-	3 304 082,15	-	-
7203	SNR ELECTRICAL	8 586 121,53	3 295 803,80	5 290 317,73	-	-	-

ACC	NAME	BALANCE	CURRENT	30 DAYS	60 DAYS	90 DAYS	120+ DAYS
2817	SONDLO &KNOPP ADVERTISE	91 775,74	21 469,70	70 306,04	-	-	-
7851	SOSI CATERES	5 350,00	5 350,00	-	-	-	-
3036	STEDONE DEVELOPMENT(PTY	752 234,38	752 234,38	-	-	-	-
6865	SWIFT TRAVEL AND TOURS	613 522,99	581 285,55	-	28 521,44	3 716,00	-
6878	T.L LUZIPHO ATTORNEYS	1 580 249,22	1 580 249,22	-	-	-	-
3331	T.L SPORT EQUIP.	62 150,00	62 150,00	-	-	-	-
7766	TELKOM MOBILE	25 903,01	-	-	-	25 903,01	-
7847	THE INSTITUTE OF RISK M	2 585,00	2 585,00	-	-	-	-
4078	TIDOO ENGINEERING SERVI	8 004 667,48	5 847 166,22	2 157 501,26	-	-	-
1217	TITI FUNERALS	55 000,00	55 000,00	-	-	-	-
7634	VAPI SOKHUTHU INC.	118 884,60	-	118 884,60	-	-	-
7761	VENA GEOMATICS INC	119 715,00	-	-	119 715,00	-	-
7662	VITSHA TRADING	1 800 000,19	1 800 000,19	-	-	-	-
3690	VODACOM SERVICE PROVIDE	662 742,41	1 200 003,34	462 774,50	-	9 436,83	366 481,28
5898	VOKON AFRIKA CONSULTING	317 800,00	317 800,00	-	-	-	-
7824	WARA BUSINESS SOLUTIONS	14 400,00	14 400,00	-	-	-	-
1551	WORKMEN'S COMPENSATION	2 997 568,62	-	2 997 568,62	-	-	-
3644	ZAMA TRAFFIC SIGNALS CC	2 835 611,30	1 509 870,31	574 755,63	750 985,36	-	-
7693	ZAMA-KHANYO (ZK JV)	276 508,54	204 991,07	-	71 517,47	-	-
7806	ZIBELE CONSTRUCTION	216 846,99	-	216 846,99	-	-	-
5103	ZIINZAME CONSULTING ENG	17 339,73	-	17 339,73	-	-	-
	SUB-TOTAL...	246 739 422,71	96 960 620,31	37 813 814,34	-22 686 818,73	58 140 201,56	76 511 605,23
2721	FRITZDIN PROJECTS CC	53 991,00	-	-	-	-	53 991,00
2460	YFG SUPPLIES & DISTRIB	12 110,00	-	-	-	-	12 110,00
2816	TSAME CONSTRUCTION CC	137 982,16	-	-	-	-	137 982,16
2850	SMART ACCOMMODATION	140 689,84	-	-	-	-	140 689,84
7363	NGQUKAZA TRADING JV	168 703,35	-	-	-	-	168 703,35
	TOTAL ...	246 225 946,36	96 960 620,31	37 813 814,34	-22 686 818,73	58 140 201,56	75 98 128,88

SECTION 52d REPORT FORTH QUARTER ENDED 30 JUNE 2023

7.11. PAYMENTS FOR THE QUARTER ENDED 30 JUNE 2023

PAYMENTS FOR THE MONTH OF JUNE 2023

REF	PAYEE	ALLOCATION	NARRATION	AMOUNT
36460	32-LITHOTECH	629382905709	32-LITHOTECH	- 24 574,35
36461	4895-DENJAVU SERVICES	629382905709	4895-DENJAVU	- 12 715,94
36462	5090-HEED SA (PTY) LTD	629382905709	5090-HEED SA	- 96 647,40
36463	6327-BIDVEST STEINER	629382905709	6327-BIDVEST	- 11 123,95
36464	7136-NRG OFFICE SOLUTIONS	629382905709	7136-NRG OFFI	- 21 939,42
36465	7331-NOSINDWA ATTORNEYS INC	629382905709	7331-NOSINDWA	- 2 714,80
36466	7607-IKAMVALETHU SERVICES	629382905709	7607-IKAMVALE	- 15 500,00
36467	7775-DAVID BOOI Inc.	629382905709	7775-DAVID BO	- 10 912,07
36468	7815-ITHUBA LAMAJOLA TRADING	629382905709	7815-ITHUBA L	- 24 000,00
36469	7662-VITSHA TRADING	629382905709	7662-VITSHA T	- 350 487,00
36470	7228-NINJA PROTECTION & SECURITY SERVICES	629382905709	7228-NINJA PR	- 548 291,25
36471	7240-Phiko Security Service	629382905709	7240-Phiko Se	- 515 200,00
36472	7817-MJOES SECURITY AND CLEANING SERVICES	629382905709	7817-MJOES SE	- 660 192,00
36473	2441-DEPARTMENT OF PUBLIC WORKS	629382905709	2441-DEPARTME	- 1 030,68
36474	554-TELKOM S.A. (Ltd.)	629382905709	554-TELKOM S.	- 183 399,27
36475	1420-O.R.TAMBO DISTRICT MUNICIPALIT	629382905709	1420-O.R.TAMB	- 210 821,50
36476	1537-ITEC WILD COAST	629382905709	1537-ITEC WIL	- 71 929,85
36477	7604-TRUVELO AFRICA ELECTRONICS DIVISION	629382905709	7604-TRUVELO	- 78 650,57
36478	7739-MFL CONSULTING ENGINEERS	629382905709	7739-MFL CONS	- 299 524,49
36479	2363-MVUZU NOTYESI INC.RPORATED	629382905709	2363-MVUZO NO	- 139 074,65
36480	3505-A.S ZONO AND ASSOCIATES	629382905709	3505-A.S ZONO	- 34 430,29
36481	7783-Migunyana and CO Inc	629382905709	7783-Migunyana	- 61 411,18
36482	7828-A.J NTSUNTSWANA AND SONS ATTOR	629382905709	7828-A.J NTSU	- 144 007,93
36483	7831-SITHEMBELE MYESI Inc	629382905709	7831-SITHEMBE	- 53 414,42
36484	4137-CAPE TO CAIRO INVESTMENTS	629382905709	4137-CAPE TO	- 802 217,00
36485	1568-KHWALO'S CONSTRUCTION	629382905709	1568-KHWALO'S	- 268 032,80
36486	2742-SIZA KANCANE TRADING	629382905709	2742-SIZA KAN	- 924 661,18
36487	3003-Sokhani Development & Consulting Engi	629382905709	3003-Sokhani	- 113 350,78
36488	5706-CHULETHO CONSULTING ENGINEERS AND P	629382905709	5706-CHULETHO	- 119 455,19
36489	6993-CYCLE CIVILS AND PROJECTS (PTY) LTD	629382905709	6993-CYCLE CI	- 890 099,22
36490	7735-MATHAFAMAHLE CONSTRUCTION AND PR	629382905709	7735-MATHAFAM	- 1 253 386,19
36491	7749-AMLO TRADING	629382905709	7749-AMLO TRA	- 553 104,00
36492	3325-LOK CONSULTING	629382905709	3325-LOK CONS	- 356 499,89
36493	7449-Siyakhanyisa multi-purpose co-operative	629382905709	7449-Siyakhana	- 370 000,20
36494	7481-MGOBHOZI WASTE MANAGEMENT A	629382905709	7481-MGOBHOZI	- 185 000,00
36495	3690-VODACOM SERVICE PROVIDER COMPANY	629382905709	3690-VODACOM	- 267 505,45
36496	294-ESKOM	629382905709	294-ESKOM	- 32 937 662,45
36497	1967-CNN Development Engineers	629382905709	1967-CNN Deve	- 58 305,00
36498	5106-BM INFRASTRUCTURE DEVELOPMENT PTY	629382905709	5106-BM INFRA	- 78 573,36
36499	7423-THEWO ENGINEERING	629382905709	7423-THEWO EN	- 104 616,13
36500	7732-ABENGUNI PHAHLE CONSTRUCTION JV	629382905709	7732-ABENGUNI	- 639 911,75

SECTION 52d REPORT FORTH QUARTER ENDED 30 JUNE 2023

REF	PAYEE	ALLOCATION	NARRATION	AMOUNT
36501	7788-MATHEW GROUP CONSTRUCTION	629382905709	7788-MATHEW G	- 164 031,97
36502	3505-A.S.ZONO AND ASSOCIATES	629382905709	3505-A.S.ZONO	- 54 116,90
36503	6865-SWIFT TRAVEL AND TOURS CC	629382905709	6865-SWIFT TR	- 398 679,84
36504	1283-CAPS PANGWA & ASSOCIATES	629382905709	1283-CAPS PAN	- 167 379,23
36505	7662-VITSHA TRADING	629382905709	7662-VITSHA T	- 1 350 039,88
36506	7835-ODWA BENTSWANA ATTORNEYS	629382905709	7835-ODWA BEN	- 62 253,91
36507	3225-BATHABILE CONSTRUCTION SERVICES	629382905709	3225-BATHABIL	- 2 634 045,21
36508	6512-SASOL FORTGALE	629382905709	6512-SASOL FO	- 117 115,10
36509	7540-NIJO TECHNOLOGY SYSTEMS	629382905709	7540-NIJO TE	- 120 000,00
36510	6904-ESKOM 9920	629382905709	6904-ESKOM 99	- 235 737,81
36511	7686-MALIMISO PROJECTS	629382905709	7686-MALIMISO	- 529 555,68
36512	32-LITHOTECH	629382905709	32-LITHOTECH	- 3 450,00
36513	2114-JIMMY'S SUPER SPAR	629382905709	2114-JIMMY'S	- 14 883,00
36514	2817-SONDLO &KNOPP ADVERTISEMENT	629382905709	2817-SONDLO &	- 4 178,30
36515	3036-STEDONE DEVELOPMENT(PTY)LTD	629382905709	3036-STEDONE	- 1 217 673,62
36516	3093-KHANYO ELECTRICAL	629382905709	3093-KHANYO E	- 8 621,32
36517	3504-KWAZIKWAKHE TRADING ENTERPRISE	629382905709	3504-KWAZIKWA	- 4 312,50
36518	5714-TWIZZA CIVILS AND BUILDING CC	629382905709	5714-TWIZZA C	- 266 166,00
36519	6327-BIDVEST STEINER	629382905709	6327-BIDVEST	- 11 123,95
36520	6833-KHIWA'S DIGITAL MEDIA PRODUCTION	629382905709	6833-KHIWA'S	- 24 000,00
36521	7002-KWANDA EVENTS & SUPPLIES	629382905709	7002-KWANDA E	- 9 300,00
36522	7331-NOSINDWA ATTORNEYS INC	629382905709	7331-NOSINDWA	- 7 675,70
36523	7342-ARENA HOLDINGS	629382905709	7342-ARENA HO	- 22 452,00
36524	7359-HATCHFUL INVESTMENT	629382905709	7359-HATCHFUL	- 22 400,00
36525	7662-VITSHA TRADING	629382905709	7662-VITSHA T	- 198 024,00
36526	7738-OCTALI INSTITUTE	629382905709	7738-OCTALI I	- 29 900,00
36527	7809-EMALANGENI TECHNOLOGIES (PTY) LTD	629382905709	7809-EMALANGE	- 211 605,75
36528	7820-MP MEDIA ENTERTAINMENT	629382905709	7820-MP MEDIA	- 7 200,00
36529	7824-WARA BUSINESS SOLUTIONS	629382905709	7824-WARA BUS	- 9 360,00
36530	7826-LIVUVU CLEANING & SECURITY SERVICES	629382905709	7826-LIVUVU C	- 11 200,00
36531	7832-FUTURE FOR TOMORROW PCL	629382905709	7832-FUTURE F	- 9 400,00
36532	7796-PLATINUM SUPPLIERS	629382905709	7796-PLATINUM	- 224 129,94
36533	3190-LT NTLOKO ELECTRICAL CONTRACTORS	629382905709	3190-LT NTLOK	- 258 750,00
36534	7725-PEZA CONSULTING	629382905709	7725-PEZA CON	- 270 000,00
36535	1636-R-DATA	629382905709	1636-R-DATA	- 265 304,17
36536	2742-SIZA KANCANE TRADING	629382905709	2742-SIZA KAN	- 536 903,72
36537	6796-IMBEKO TRAVEL & HOSPITALITY	629382905709	6796-IMBEKO T	- 15 812,16
36538	6865-SWIFT TRAVEL AND TOURS CC	629382905709	6865-SWIFT TR	- 255 064,41
36539	7451-SURE UKHANYE TRAVELS	629382905709	7451-SURE UKH	- 67 401,07
36540	7732-ABENGUNI PHAHLE CONSTRUCTION JV	629382905709	7732-ABENGUNI	- 363 144,35
36541	484-AUDITOR GENERAL	629382905709	484-AUDITOR G	- 298 919,43
36542	7359-HATCHFUL INVESTMENT	629382905709	7359-HATCHFUL	- 199 900,00
36543	7418-SQUARD 5	629382905709	7418-SQUARD 5	- 1 293 750,00
36544	7662-VITSHA TRADING	629382905709	7662-VITSHA T	- 287 658,00
36545	7711-KUMYOILZ INVESTMENTS	629382905709	7711-KUMYOILZ	- 299 827,65
36546	1537-ITEC WILD COAST	629382905709	1537-ITEC WIL	- 70 595,88

SECTION 52d REPORT FORTH QUARTER ENDED 30 JUNE 2023

REF	PAYEE	ALLOCATION	NARRATION	AMOUNT
36547	2441-DEPARTMENT OF PUBLIC WORKS	629382905709	2441-DEPARTME	- 29 568,66
36548	3644-ZAMA TRAFFIC SIGNALS CC	629382905709	3644-ZAMA TRA	- 84 850,34
36549	7567-SPM ENVIRONMENTAL CONSULTANCY	629382905709	7567-SPM ENVI	- 75 900,00
36550	7604-TRUVELO AFRICA ELECTRONICS DIVISION	629382905709	7604-TRUVELO	- 78 650,57
36551	7678-STRAIGHT BREAKDOWN	629382905709	7678-STRAIGHT	- 81 075,00
36552	7742-ZLIM PROJECT ENGINEERING (PTY) LTD	629382905709	7742-ZLIM PROJ	- 113 068,88
36553	7481-MGOBHOZI WASTE MANAGEMENT	629382905709	7481-MGOBHOZI	- 185 000,00
36554	7714-CAMTHISI HOLDINGS	629382905709	7714-CAMTHISI	- 173 354,77
36555	818-AYANDA MBANGA COMMUNICATIONS	629382905709	818-AYANDA MB	- 5 915,60
36556	2709-FOUR CONCEPT DE V & TRADERS	629382905709	2709-FOUR CON	- 16 660,00
36557	3052-THUTHUKA OFFICE SUPPLIES CC	629382905709	3052-THUTHUKA	- 17 250,00
36558	3325-LOK CONSULTING	629382905709	3325-LOK CONS	- 196 650,00
36559	3331-T.L SPORT EQUIP.	629382905709	3331-T.L SPOR	- 3 340,00
36560	3658-COPYWORLD	629382905709	3658-COPYWORL	- 6 938,64
36561	6040-TOTOSE 0212 TRADING	629382905709	6040-TOTOSE 0	- 21 000,00
36562	6548-MPHAKULI (PTY) LTD	629382905709	6548-MPHAKULI	- 22 400,00
36563	6794-GREENBROOKS CC	629382905709	6794-GREENBRO	- 12 557,00
36564	6796-IMBEKO TRAVEL & HOSPITALITY	629382905709	6796-IMBEKO T	- 24 548,16
36565	6833-KHIWA'S DIGITAL MEDIA PRODUCTION	629382905709	6833-KHIWA'S	- 24 000,00
36566	6906-ESKOM 7251	629382905709	6906-ESKOM 72	- 4 022,71
36567	6911-ESKOM 7687	629382905709	6911-ESKOM 76	- 4 665,96
36568	6912-ESKOM 9804	629382905709	6912-ESKOM 98	- 7 184,22
36569	6915-IAN MOSS	629382905709	6915-IAN MOSS	- 83 969,70
36570	7098-ILINGELETHU INVESTMENTS	629382905709	7098-ILINGELE	- 19 000,00
36571	7194-ESKOM 8686	629382905709	7194-ESKOM 86	- 2 429,34
36572	7195-TARENZO TRADING (PTY) LTD	629382905709	7195-TARENZO	- 1 110 033,00
36573	7228-NINJA PROTECTION & SECURITY SERVICES	629382905709	7228-NINJA PR	- 548 292,00
36574	7240-Phiko Security Service	629382905709	7240-Phiko Se	- 515 200,00
36575	7332-BELISANA TRADING ENTERPRISE	629382905709	7332-BELISANA	- 301 760,00
36576	7449-Siyakhanyisa multi-purpose co-operative li	629382905709	7449-Siyakhan	- 138 999,90
36577	7563-ZBSN SIYAZAMA PTY LTD	629382905709	7563-ZBSN SIY	- 480 000,00
36578	7615-LIBO COMMUNICATIONS (Pty) Ltd	629382905709	7615-LIBO COM	- 194 914,65
36579	7718-BIG SKY TRADING	629382905709	7718-BIG SKY	- 29 510,00
36580	7727-MINALVA TRADING PTY (LTD)	629382905709	7727-MINALVA	- 22 400,00
36581	7733-GOVERNOR GROUP	629382905709	7733-GOVERNOR	- 77 218,71
36582	7743-ORE ET LEBORA	629382905709	7743-ORE ET L	- 198 000,00
36583	7795-XYS EVENT MANAGEMENT	629382905709	7795-XYS EVEN	- 7 840,00
36584	7804-KALYKAYA HOLDINGS (PTY)LTD	629382905709	7804-KALYKAYA	- 27 444,20
36585	7816-SKHULUSH1 TRANSPORT	629382905709	7816-SKHULUSH	- 19 448,00
36586	7817-MJOES SECURITY AND CLEANING SERVICES	629382905709	7817-MJOES SE	- 660 192,00
36587	7823-ANWABA TRADING	629382905709	7823-ANWABA T	- 7 200,00
36588	7825-CITY STATIONERS	629382905709	7825-CITY STA	- 18 900,00
36589	7830-QAM SERVICES AND SUPPLIERS PTY(LTD)	629382905709	7830-QAM SERV	- 21 275,00
36590	7836-SUCCESS BOOM ENTERPRISE (PTY) LTD	629382905709	7836-SUCCESS	- 19 500,00
36591	7839-ACUTE TRAINING MANAGEMENT SERV	629382905709	7839-ACUTE TR	- 21 998,00
36592	7844-NGCWANGUTITA	629382905709	7844-NGCWANGU	- 3 020,00

SECTION 52d REPORT FORTH QUARTER ENDED 30 JUNE 2023

REF	PAYEE	ALLOCATION	NARRATION	AMOUNT
36593	7846-ZINTLE B TRADING ENTERPRISE	629382905709	7846-ZINTLE B	- 21 600,00
36594	7449-Siyakhanyisa mult-purpose co-operative	629382905709	7449-Siyakhanyisa	- 18 200,00
SUN0601	RUNE A	9/262-36-58	STIPEND	- 2 550,00
SUN0602	SONGCA Y	9/262-36-58	STIPEND	- 2 550,00
SUN0603	NOKWE A	9/262-36-58	STIPEND	- 2 550,00
SUN0604	VINJWA N	9/262-36-58	STIPEND	- 2 550,00
SUN0605	MHLAKAZA N	9/262-36-58	STIPEND	- 2 550,00
SUN0606	DEPARTMENT OF TRANSPORT	629849127793	AGENCY FEES	- 23 761,78
SUN0607	DEPARTMENT OF TRANSPORT	629849127793	AGENCY FEES	- 44 518,67
SUN0608	DEPARTMENT OF TRANSPORT	629849127793	AGENCY FEES	- 54 628,58
SUN0609	DEPARTMENT OF TRANSPORT	629849127793	AGENCY FEES	- 631 997,13
SUN0610	NELANI G.N	M	REFUND	- 3 800,41
SUN0611	ENATIS	M	LICENCE RENEW	- 38 851,90
SUN0612	CIGFARO	M	MEMBERSHIP FE	- 1 723,00
SUN0613	DR MOTAU	9/231-140-5439	STIPEND	- 19 600,00
SUN0614	EMALANGENI	M	HDMI CABLES	- 625,00
SUN0615	FENI T	9/224-314-5659	REFUND	- 1 640,16
SUN0616	GAME STORES	M	HEATER	- 3 647,00
SUN0617	INDWE RISK SERVICES	M	EXCESS	- 6 000,00
SUN0618	JIMMY SUPERSPAR	9/260-422-5377	STATIONERY	- 1 824,95
SUN0619	LANGENI SUPPLIES	9/224-422-5391	RUBBER STAMP	- 500,00
SUN0620	LITHOTEC	M	TRACKING RECE	- 1 196,00
SUN0621	MAZWI A	9/370-88-5697	RENT	- 1 700,00
SUN0622	MBUYISELI M	M	REFUND	- 1 701,58
SUN0623	MGOLOMBANE Z	9/370-88-5697	RENT	- 600,00
SUN0624	MOOI N	9/370-88-5697	RENT	- 1 500,00
SUN0625	NELANI G.N	9/204-318-5347	REFUND	- 500,00
SUN0626	NTONDINI-BAM N	M	REFUND	- 2 518,09
SUN0627	SPARCS SUPERSPAR	9/279-330-5679	SANITORY TOWE	- 1 699,00
SUN0628	TEMBULAND GAS	M	PADLOC,SOCKET	- 999,95
SUN0629	TEMBULAND GAS	M	FIRE EXTINGUI	- 1 699,90
SUN0630	GADLELA Z	9/370-88-5697	REFUND	- 1 200,00
SUN0631	MANYIFOLO N	9/202-318-5347	REFUND	- 450,03
SUN0632	SANELE MSHUMPELA	9/202-392-5377	REFUND	- 1 270,00
SUN0633	TEMBULAND GAS	M	WELDING EQUIP	- 1 919,90
SUN0634	NELANI G.N	M	REFUND	- 5 859,28
SUN0635	BARNES V.S	9/228-76-4514	REFUND	- 2 616,68
SUN0636	NODO S	9/281-334-5727	REFUND	- 3 025,31
SUN0637	SUPERSPAR	9/206-314-5657	REFRESHMENTS	- 1 637,00
SUN0638	GAME STORES	9/224-388-5391	CLEANING EQUI	- 1 896,00
SUN0639	NYEMBEZI S	9/228-76-4514	TRAVELLING	- 650,00
SUN0640	MPAHLANI Z	629383227603	REFUND	- 1 350,47
SUN0641	MTIRARA T	629383227603	REFUND	- 1 350,47
SUN0642	NOLUSU KK	9/228-76-4514	TRAVELLING	- 1 964,60
SUN0643	MBANDE C	629849118832	REFUND	- 9 237,36
SUN0644	NKHLOKOTO D	9/276-322-5525	REFUND	- 2 000,00

SECTION 52d REPORT FORTH QUARTER ENDED 30 JUNE 2023

REF	PAYEE	ALLOCATION	NARRATION	AMOUNT
SUN0645	KELO L	9/228-76-4514	REFUND	- 1 897,72
SUN0646	MANDLA M	9/224-314-5659	REFUND	- 398,48
SUN0647	PAMLA MM	M	TRAVELLING	- 3 561,36
SUN0648	NDZELU Z	9/228-76-4514	TRAVELLING	- 1 952,89
SUN0649	DEPARTMENT OF TRANSPORT	629849127793	AGENCY FEES	- 621 303,05
SUN0650	DEPARTMENT OF TRANSPORT	629849127793	AGENCY FEES	- 252 688,71
SUN0651	DEPARTMENT OF TRANSPORT	629849127793	AGENCY FEES	- 475 483,38
SUN0652	DEPARTMENT OF TRANSPORT	629849127793	AGENCY FEES	- 530 477,04
SUN0653	NANGE S	9/274-314-5655	REFUND	- 565,33
SUN0654	RAFUZA N	9/279-330-5537	HIRING OF PA	- 2 000,00
SUN0655	TYALI M	9/279-178-5835	TRANSPORT	- 2 000,00
SUN0656	SUPERSPAR SPRIGG	M	REFRESHMENTS	- 2 963,44
SUN0657	MXEBA M	9/370-88-5697	RENT	- 500,00
SUN0658	MAXIDOR	9/226-392-5391	CHANGE OF LOC	- 1 100,00
SUN0659	MIMC NGOMA	M	REFUND	- 541,00
SUN0660	MILLENIUM COMPUTERS	M	ADAPTOR	- 840,00
SUN0661	MDODA Z	M	REFUND	- 2 790,76
SUN0662	MANDLANA A	9/324-448-5651	REFUND	- 600,00
SUN0663	INDWE RISK	M	INSURANCE	- 27 493,02
SUN0664	GRACE POINT PROJECT	9/410-718-10507	REFUND	- 31 033,01
SUN0665	BUILD IT	9/356-392-5383	PAINT ROLLER	- 1 999,71
SUN0666	GAME STORES	M	DIGITEC EXTEN	- 2 259,00
SUN0667	AFRICAN TRANSFORMATION	629383229303	REFUND	- 1 415,30
SUN0668	SONGCA Y	9/262-36-58	STIPEND	- 3 300,00
SUN0669	VINJWA N	9/262-36-58	STIPEND	- 3 300,00
SUN0670	MHLAKAZA N	9/262-36-58	STIPEND	- 3 300,00
SUN0671	NOKWE A	9/262-36-58	STIPEND	- 3 300,00
SUN0672	CELL C-130000686	629328405865	REFUND	- 675 444,46
SUN0673	DBSA	M	LOAN	- 1 318 465,46
SUN0674	VUZANE R	9/200-140-5767	STIPEND	- 16 100,00
SUN0675	VERMAAK E.P	9/386-412-627	TRAVELLING	- 1 939,52
				- 66 771 783,90

SECTION 52d REPORT FORTH QUARTER ENDED 30 JUNE 2023

PAYMENTS FOR THE MONTH OF MAY 2023

REFERENCE	PAYEE	ALLOCATION	NARRATION	AMOUNT
36383	6512-SASOL FORTGALE	629382905709	6512-SASOL FO	- 304 552,70
36384	2931-BIGEN AFRICA PTY LTD	629382905709	2931-BIGEN AF	- 362 058,91
36385	3345-ERGOFLEX 520 CC	629382905709	3345-ERGOFLEX	- 920 872,31
36386	4761-EZOLUTSHA TRADING (PTY) LTD	629382905709	4761-EZOLUTSH	- 25 400,00
36387	6993-CYCLE CIVILS AND PROJECTS (PTY) LTD	629382905709	6993-CYCLE CI	- 175 886,50
36388	7808-ZIMPHA INVESTMENT GROUP	629382905709	7808-ZIMPHA I	- 1 052 573,89
36389	7368-ABENGUNI ENGINEERING PROCURE	629382905709	7368-ABENGUNI	- 426 141,04
36390	7607-IKAMVALETHU SERVICES	629382905709	7607-IKAMVALE	- 173 078,70
36391	2817-SONDLO &KNOPP ADVERTISEMENT	629382905709	2817-SONDLO &	- 38 278,33
36392	6512-SASOL FORTGALE	629382905709	6512-SASOL FO	- 193 581,80
36393	6662-MDAVU GENERAL TRADING (PTY) LTD	629382905709	6662-MDAVU GE	- 12 600,00
36394	7367-BALINTULO TRADING cc	629382905709	7367-BALINTUL	- 3 420 000,00
36395	3325-LOK CONSULTING	629382905709	3325-LOK CONS	- 196 650,00
36396	7449-Siyakhanyisa mult-purpose co-operati	629382905709	7449-Siyakhan	- 185 000,10
36397	7481-MGOBHOZI WASTE MANAGEMENT	629382905709	7481-MGOBHOZI	- 185 000,00
36398	3690-VODACOM SERVICE PROVIDER COM	629382905709	3690-VODACOM	- 439 822,43
36399	7228-NINJA PROTECTION & SECURITY SERV	629382905709	7228-NINJA PR	- 548 271,83
36400	7240-Phiko Security Service	629382905709	7240-Phiko Se	- 483 000,00
36401	7817-MJOES SECURITY AND CLEANING SERV	629382905709	7817-MJOES SE	- 660 192,00
36402	3036-STEDONE DEVELOPMENT(PTY)LTD	629382905709	3036-STEDONE	- 638 872,29
36403	5062-TYEKS PLANT HIRE	629382905709	5062-TYEKS PL	- 1 557 368,27
36404	5714-TWIZZA CIVILS AND BUILDING CC	629382905709	5714-TWIZZA C	- 399 666,15
36405	7572-B & SON/IGL PROJECTS JV	629382905709	7572-B & SON/	- 287 739,97
36406	7733-GOVERNOR GROUP	629382905709	7733-GOVERNOR	- 1 126 511,65
36407	2479-REGISTRAR OF DEEDS	629382905709	2479-REGISTRA	- 3 136,00
36408	2480-GEBS and ZIZI TRADING ENTERPRI	629382905709	2480-GEBS and	- 29 100,00
36409	3658-COPYWORLD	629382905709	3658-COPYWORL	- 8 482,40
36410	6809-LUKHOLO AA INVESTMENTS (PTY) LTD	629382905709	6809-LUKHOLO	- 138 720,00
36411	6865-SWIFT TRAVEL AND TOURS CC	629382905709	6865-SWIFT TR	- 213 544,34
36412	6904-ESKOM 9920	629382905709	6904-ESKOM 99	- 260 395,44
36413	6939-CIGFARO	629382905709	6939-CIGFARO	- 13 532,00
36414	7082-UNAKO BUSINESS SOLUTIONS	629382905709	7082-UNAKO BU	- 168 072,50
36415	7451-SURE UKHANYE TRAVELS	629382905709	7451-SURE UKH	- 61 933,80
36416	7657-LWTS HOLDINGS (PTY)LTD	629382905709	7657-LWTS HOL	- 3 500,00
36417	7743-ORE ET LEBORA	629382905709	7743-ORE ET L	- 29 820,00
36418	7810-SUPERMOON TRADING (PTY)LTD	629382905709	7810-SUPERMOO	- 7 200,00
36419	293-TEMBULAND GAS (PTY)LTD	629382905709	293-TEMBULAND	- 29 983,47
36420	7760-AIC TRADING	629382905709	7760-AIC TRAD	- 70 318,00
36421	1050-MAGNUM FIRE SERVICES	629382905709	1050-MAGNUM F	- 44 946,60
36422	1420-O.R.TAMBO DISTRICT MUNICIPALIT	629382905709	1420-O.R.TAMB	- 212 354,52
36423	3504-KWAZIKWAKHE TRADING ENTERPRISE	629382905709	3504-KWAZIKWA	- 48 455,63
36424	6327-BIDVEST STEINER	629382905709	6327-BIDVEST	- 88 991,60
36425	6906-ESKOM 7251	629382905709	6906-ESKOM 72	- 5 175,67
36426	6911-ESKOM 7687	629382905709	6911-ESKOM 76	- 2 558,06

SECTION 52d REPORT FORTH QUARTER ENDED 30 JUNE 2023

REFERENCE	PAYEE	ALLOCATION	NARRATION	AMOUNT
36427	6912-ESKOM 9804	629382905709	6912-ESKOM 98	- 8 036,58
36428	6966-ESKOM 9126	629382905709	6966-ESKOM 91	- 194,58
36429	7194-ESKOM 8686	629382905709	7194-ESKOM 86	- 2 470,40
36430	7563-ZBSN SIYAZAMA PTY LTD	629382905709	7563-ZBSN SIY	- 68 000,00
36431	7693-ZAMA-KHANYO (ZK JV)	629382905709	7693-ZAMA-KHA	- 167 387,45
36432	7725-PEZA CONSULTING	629382905709	7725-PEZA CON	- 270 000,00
36433	5109-KHULANATHI CONSULTING	629382905709	5109-KHULANAT	- 973 986,75
36434	800-S.P.C.A.	629382905709	800-S.P.C.A.	- 22 000,00
36435	2477-ATHAZOLA TOURS TRADING ENTER.	629382905709	2477-ATHAZOLA	- 6 600,00
36436	2817-SONDLO &KNOPP ADVERTISEMENT	629382905709	2817-SONDLO &	- 14 445,33
36437	3426-MILATHA TRADING ENTERPRISE	629382905709	3426-MILATHA	- 7 840,00
36438	3504-KWAZIKWAKHE TRADING ENTERPRISE	629382905709	3504-KWAZIKWA	- 14 630,50
36439	3544-L.G NOGAGA	629382905709	3544-L.G NOGA	- 9 097,45
36440	3644-ZAMA TRAFFIC SIGNALS CC	629382905709	3644-ZAMA TRA	- 805 915,40
36441	4438-ENGINEERING COUNCIL OF SOUTH A	629382905709	4438-ENGINEER	- 4 545,00
36442	6821-GUNDS ENTERPRISE (PTY) LTD	629382905709	6821-GUNDS EN	- 14 500,00
36443	6861-GOV.PRO.SOUTH AFRICA	629382905709	6861-GOV.PRO.	- 153 015,00
36444	7038-KUNGAWU-IHANDILE TRADING (PTY)	629382905709	7038-KUNGAWU-	- 3 600,00
36445	7203-SNR ELECTRICAL	629382905709	7203-SNR ELEC	- 1 908 290,40
36446	7329-SIYA AND AYA ENGINEERING PTY LTD	629382905709	7329-SIYA AND	- 1 316 950,38
36447	7375-N2 ASSIST TOWING AND RECOVERY	629382905709	7375-N2 ASSIS	- 30 437,80
36448	7394-IGUBEVU TRADING	629382905709	7394-IGUBEVU	- 189 520,00
36449	7429-R.N.E HOLDINGS (Pty) Ltd	629382905709	7429-R.N.E HO	- 9 500,00
36450	7639-LIBU TRADING ENTERPRISE	629382905709	7639-LIBU TRA	- 21 600,00
36451	7704-BONNIELLTHO TRADING	629382905709	7704-BONNIELU	- 11 240,00
36452	7822-COMBO AND SONS TRANSPORT	629382905709	7822-COMBO AN	- 4 200,00
36453	3036-STEDONE DEVELOPMENT(PTY)LTD	629382905709	3036-STEDONE	- 2 188 282,42
36454	6796-IMBEKO TRAVEL & HOSPITALITY	629382905709	6796-IMBEKO T	- 150 650,14
36455	6865-SWIFT TRAVEL AND TOURS CC	629382905709	6865-SWIFT TR	- 154 853,33
36456	7368-ABENGUNI ENGINEERING PROCURE	629382905709	7368-ABENGUNI	- 401 984,00
36457	7451-SURE UKHANYE TRAVELS	629382905709	7451-SURE UKH	- 20 262,70
36458	484-AUDITOR GENERAL	629382905709	484-AUDITOR G	- 948 857,86
36459	1636-R-DATA	629382905709	1636-R-DATA	- 120 482,45
SUN0501	DEPARTMENT OF TRANSPORT	629849127793	AGENCY FEES	- 102 419,89
SUN0502	DEPARTMENT OF TRANSPORT	629849127793	AGENCY FEES	- 111 456,93
SUN0503	DEPARTMENT OF TRANSPORT	629849127793	AGENCY FEES	- 403 530,72
SUN0504	DEPARTMENT OF TRANSPORT	629849127793	AGENCY FEES	- 150 316,48
SUN0505	ESKOM	629929837400	ESKOM	- 27 561 494,08
SUN0506	CIGFARO	M	MEMBERSHIP FE	- 1 285,00
SUN0507	GALADA N	629383227603	REFUND	- 1 350,47
SUN0508	TUKU A	629383227603	REFUND	- 1 350,47
SUN0509	MILLENIUM COMPUTERS	M	NETWORK ADAPT	- 1 800,00
SUN0510	CIGFARP	M	MEMBERSHIP FE	- 1 252,00
SUN0511	ENATIS	M	LICENCE RENEW	- 66 405,20
SUN0512	DEPARTMENT OF TRANSPORT	629849127793	AGENCY FEES	- 933 930,80

SECTION 52d REPORT FORTH QUARTER ENDED 30 JUNE 2023

REFERENCE	PAYEE	ALLOCATION	NARRATION	AMOUNT
SUN0513	DEPARTMENT OF TRANSPORT	629849127793	AGENCY FEES	- 656 650,05
SUN0514	DEPARTMENT OF TRANSPORT	629849127793	AGENCY FEES	- 132 860,38
SUN0515	DEPARTMENT OF TRANSPORT	629849127793	AGENCY FEES	- 116 432,35
SUN0516	MBOZANI MR	9/370-392-5379	REFUND	- 1 429,40
SUN0517	ENATIS	9/276-518-5307	DUPLICATE REG	- 642,00
SUN0518	VIKILAHLE	M	REFUND	- 1 967,00
SUN0519	MILLENIUM COMPUTERS	M	LAPTOP CHARGE	- 1 500,00
SUN0520	VERMAAK E.P	9/208-412-5505	TRAVELLING	- 1 901,90
SUN0521	MBEWU B	9/208-412-5505	TRAVELLING	- 7 942,00
SUN0522	GEORGE ELECTRICAL	M	REPAIR CAMERA	- 1 955,00
SUN0523	MNQOKOYI L.M	M	STIPEND	- 4 894,34
SUN0524	ROZANI L	M	STIPEND	- 5 798,10
SUN0525	VENA S	9/320-480-4546	STIPEND	- 6 480,00
SUN0526	VELE T.S	9/320-480-5731	REFUND	- 1 972,96
SUN0527	MATROSHE S	9/228-76-4514	REFUND	- 3 594,80
SUN0528	MVULA B.B	9/370-88-5697	RENT	- 300,00
SUN0529	NELANI G.N	9/204-318-5347	REFUND	- 1 000,00
SUN0530	TSHAYINGWE S	9/276-306-5739	REFUND	- 294,00
SUN0531	MAZELE S	9/276-306-5739	REFUND	- 287,00
SUN0532	NKEBE M.N	9/370-88-5697	RENT	- 500,00
SUN0533	DUNA N	9/370-88-5697	RENT	- 1 700,00
SUN0534	THYOPHO	9/228-76-4514	REFUND	- 1 906,08
SUN0534	JIMMY SUPERSPAR	9/202-314-5791	STILL WATER	- 1 348,50
SUN0535	MVULA BB	9/370-88-5697	RENT	- 300,00
SUN0536	LETUKA V.S	M	REFUND	- 960,20
SUN0537	SIKHUZAL	629849117901	REFUND	- 320,00
SUN0538	MACIBE H	9/276-318-5337	REFUND	- 500,16
SUN0539	PUSHIE PASSION ENT	9/279-200-5927	HIRING OF TEN	- 2 000,00
SUN0540	MDANJI M	629849118832	REFUND	- 647,21
SUN0541	CHOLA S	629849127793	REFUND	- 5 796,00
SUN0542	VIKILAHLE A.N	9/276-412-5489	REFUND	- 200,00
SUN0543	INDWE RISK SERVICES	M	EXCESS	- 1 101,80
SUN0544	JIMMY SUPERSPAR	9/224-314-5659	STILL WATER	- 1 999,26
SUN0545	MKHOLOKOTHO D	M	REFUND	- 1 836,95
SUN0546	TEMBULAND GAS	M	WELDING EQUIP	- 2 950,00
SUN0547	NODOLO L	9/228-76-4514	TRAVELLING	- 1 897,72
SUN0548	SETLOBOKO R.M	9/228-76-4514	TRAVELLING	- 994,84
SUN0549	TSHANDU S.S	9/228-76-4514	TRAVELLING	- 5 668,08
SUN0550	SUPERSPAR SPARGS	9/262-36-58	GAS	- 599,98
SUN1246	DEPARTMENT OF TRANSPORT	629849127793	CORRECTION OF	324 585,80
SUN1246	DEPARTMENT OF PUBLIC WORKS	629929837400	DEPARTMENT OF	- 324 585,80
	TOTAL			- 55 594 434,92

SECTION 52d REPORT FORTH QUARTER ENDED 30 JUNE 2023

PAYMENTS FOR THE MONTH OF APRIL 2023

REFERENCE	PAYEE	ALLOCATION	NARRATION	AMOUNT
36293	3504-KWAZIKWAKHE TRADING ENTERPRISE	629382905709	3504-KWAZIKWA	(16 905,00)
36294	7089-SHARKS POINT CATERING & OTHER SERVICES	629382905709	7089-SHARKS P	(36 960,00)
36295	7364-LMV CONSTRUCTION CC	629382905709	7364-LMV CONS	(3 752 485,65)
36296	7429-R.N.E HOLDINGS (Pty) Ltd	629382905709	7429-R.N.E HO	(5 549,00)
36297	7780-BENAKO TRADING ENTERPRISE	629382905709	7780-BENAKO T	(22 264,79)
36298	2160-T. L. SPORT EQUIPMENT	629382905709	2160-T. L. SP	(151 860,00)
36299	3345-ERGOFLEX 520 CC	629382905709	3345-ERGOFLEX	(893 740,21)
36300	5106-BM INFRASTRUCTURE DEVELOPMENT PTY LTD	629382905709	5106-BM INFRA	(78 573,36)
36301	6512-SASOL FORTGALE	629382905709	6512-SASOL FO	(124 628,90)
36302	7673-AUTO AERO MOTOR AND GENERAL (PTY) LTD	629382905709	7673-AUTO AER	(182 800,00)
36303	7681-THALAMI-ALFRED JV	629382905709	7681-THALAMI-	(3 143 759,42)
36304	7732-ABENGUNI PHAHLE CONSTRUCTION JV	629382905709	7732-ABENGUNI	(247 266,30)
36305	7749-AMLO TRADING	629382905709	7749-AMLO TRA	(736 871,23)
36306	7747-KXD TRADING	629382905709	7747-KXD TRAD	(187 910,00)
36307	1308-JOLWANA MGIDLANA INCORPORATED	629382905709	1308-JOLWANA	(107 103,49)
36308	1420-O.R.TAMBO DISTRICT MUNICIPALIT	629382905709	1420-O.R.TAMB	(1 882 001,03)
36309	2093-W.T.MNQANDI & ASS. ATTORNEYS	629382905709	2093-W.T.MNQA	(210 034,07)
36310	3644-ZAMA TRAFFIC SIGNALS CC	629382905709	3644-ZAMA TRA	(792 835,88)
36311	4078-TIDOO ENGINEERING SERVICES	629382905709	4078-TIDOO EN	(2 940 352,69)
36312	6878-T.L LUZIPHO ATTORNEYS	629382905709	6878-T.L LUZI	(529 502,94)
36313	7030-M. WAKABA ATTORNEYS	629382905709	7030-M. WAKAB	(24 440,83)
36314	7102-NDZO ATTORNEYS	629382905709	7102-NDZO ATT	(140 921,16)
36315	7203-SNR ELECTRICAL	629382905709	7203-SNR ELEC	(1 775 395,32)
36316	7329-SIYA AND AYA ENGINEERING PTY LTD	629382905709	7329-SIYA AND	(1 471 261,99)
36317	7331-NOSINDWA ATTORNEYS INC	629382905709	7331-NOSINDWA	(253 420,65)
36318	7693-ZAMA-KHANYO (ZK JV)	629382905709	7693-ZAMA-KHA	(104 629,19)
36319	7203-SNR ELECTRICAL	629382905709	7203-SNR ELEC	(1 524 484,78)
36320	7329-SIYA AND AYA ENGINEERING PTY LTD	629382905709	7329-SIYA AND	(1 483 701,81)
36321	6512-SASOL FORTGALE	629382905709	6512-SASOL FO	(361 020,43)
36322	7604-TRUVELO AFRICA ELECTRONICS DIVISION (PTY) LTD	629382905709	7604-TRUVELO	(78 650,57)
36323	1549-SPARGS SUPERMARKET	629382905709	1549-SPARGS S	(3 607,91)
36324	7429-R.N.E HOLDINGS (Pty) Ltd	629382905709	7429-R.N.E HO	(92 053,17)
36325	2363-MVUZO NOTYESI INC.RPORATED	629382905709	2363-MVUZO NO	(142 000,00)
36326	3566-J.A. LE ROUX ATTORNEYS	629382905709	3566-J.A. LE	(105 602,12)
36327	5648-NGQUMSHE LEGAL COST CONSULTING	629382905709	5648-NGQUMSHE	(98 357,25)
36328	6512-SASOL FORTGALE	629382905709	6512-SASOL FO	(247 656,50)
36329	6878-T.L LUZIPHO ATTORNEYS	629382905709	6878-T.L LUZI	(101 954,36)
36330	7814-SITEMBELE MYESI INCORPORATED	629382905709	7814-SITEMBEL	(28 000,00)
36331	6796-IMBEKO TRAVEL & HOSPITALITY	629382905709	6796-IMBEKO T	(108 489,60)
36332	6865-SWIFT TRAVEL AND TOURS CC	629382905709	6865-SWIFT TR	(237 423,72)
36333	6904-ESKOM 9920	629382905709	6904-ESKOM 99	(228 692,77)
36334	6906-ESKOM 7251	629382905709	6906-ESKOM 72	(4 391,60)

SECTION 52d REPORT FORTH QUARTER ENDED 30 JUNE 2023

REFERENCE	PAYEE	ALLOCATION	NARRATION	AMOUNT
36335	6911-ESKOM 7687	629382905709	6911-ESKOM 76	(2 404,48)
36336	6912-ESKOM 9804	629382905709	6912-ESKOM 98	(1 611,40)
36337	7194-ESKOM 8686	629382905709	7194-ESKOM 86	(24 490,00)
36338	7451-SURE UKHANYE TRAVELS	629382905709	7451-SURE UKH	(37 818,90)
36339	7194-ESKOM 8686	629382905709	7194-ESKOM 86	(4 453,32)
36340	484-AUDITOR GENERAL	629382905709	484-AUDITOR G	(362 050,36)
36341	3093-KHANYO ELECTRICAL	629382905709	3093-KHANYO E	(112 881,70)
36342	6512-SASOL FORTGALE	629382905709	6512-SASOL FO	(228 265,50)
36343	7711-KUMVOLZ INVESTMENTS	629382905709	7711-KUMVOLZ	(209 878,34)
36344	7787-ALOTHA HOLDINGS	629382905709	7787-ALOTHA H	(188 800,00)
36345	1568-KHWALO'S CONSTRUCTION	629382905709	1568-KHWALO'S	(200 054,00)
36346	2655-DRIVING LICENCE CARD ACCOUNT	629382905709	2655-DRIVING	(126 163,00)
36347	2742-SIZA KANCANE TRADING	629382905709	2742-SIZA KAN	(1 503 997,15)
36348	2817-SONDLO & KNOPP ADVERTISEMENT	629382905709	2817-SONDLO &	(112 475,07)
36349	3036-STEDONE DEVELOPMENT(PTY)LTD	629382905709	3036-STEDONE	(232 232,52)
36350	5103-ZIINZAME CONSULTING ENGINEERS PTY	629382905709	5103-ZIINZAME	(486 900,47)
36351	7489-SAKHELA INC	629382905709	7489-SAKHELA	(2 280 526,86)
36352	7604-TRUVELO AFRICA ELECTRONICS DIVI	629382905709	7604-TRUVELO	(157 300,00)
36353	7686-MALIMISO PROJECTS	629382905709	7686-MALIMISO	(669 546,68)
36354	7732-ABENGUNI PHAHLE CONSTRUCTION IV	629382905709	7732-ABENGUNI	(328 226,04)
36355	7742-ZLM PROJECT ENGINEERING (PTY) LTD	629382905709	7742-ZLM PROJ	(114 563,88)
36356	7788-MATHEW GROUP CONSTRUCTION	629382905709	7788-MATHEW G	(861 360,07)
36357	554-TELKOM S.A. (Ltd.)	629382905709	554-TELKOM S.	(175 681,09)
36358	789-GOVERNMENT PRINTING WORKS	629382905709	789-GOVERNMENT	(6 052,63)
36359	800-S.P.C.A.	629382905709	800-S.P.C.A.	(22 000,00)
36360	1537-ITEC WILD COAST	629382905709	1537-ITEC WIL	(66 608,38)
36361	1636-R-DATA	629382905709	1636-R-DATA	(262 507,35)
36362	2107-KEY SPIRIT TRADING 193 CC PLANT	629382905709	2107-KEY SPIR	(7 180,65)
36363	2479-REGISTRAR OF DEEDS	629382905709	2479-REGISTRA	(3 152,00)
36364	2655-DRIVING LICENCE CARD ACCOUNT	629382905709	2655-DRIVING	(1 590,34)
36365	3504-KWAZIKWAKHE TRADING ENTERPRISE	629382905709	3504-KWAZIKWA	(64 414,38)
36366	3644-ZAMA TRAFFIC SIGNALS CC	629382905709	3644-ZAMA TRA	(38 134,93)
36367	3658-COPYWORLD	629382905709	3658-COPYWORL	(21 870,00)
36368	6548-MPHAKULI (PTY) LTD	629382905709	6548-MPHAKULI	(8 640,00)
36369	6796-IMBEKO TRAVEL & HOSPITALITY	629382905709	6796-IMBEKO T	(8 473,92)
36370	6810-CROSSBAR AGENCIES 319	629382905709	6810-CROSSBAR	(28 800,00)
36371	6915-IAN MOSS	629382905709	6915-IAN MOSS	(39 060,00)
36372	7332-BELISANA TRADING ENTERPRISE	629382905709	7332-BELISANA	(169 740,00)
36373	7354-BELOVED VENTURE TRADING CC	629382905709	7354-BELOVED	(21 217,50)
36374	7398-STRATEGIC CLEANING SERVICES	629382905709	7398-STRATEGI	(22 590,00)
36375	7403-IKAGENG ELECTRICAL CONTRACTORS	629382905709	7403-IKAGENG	(40 034,38)
36376	7563-ZBSN SIYAZAMA PTY LTD	629382905709	7563-ZBSN SIY	(240 000,00)
36377	7615-LIBO COMMUNICATIONS (Pty) Ltd	629382905709	7615-LIBO COM	(42 430,40)
36378	7811-LWANDELUVELELE (PTY) LTD	629382905709	7811-LWANDELU	(13 000,00)
36379	7812-TARANISCO ADVISORY	629382905709	7812-TARANISC	(5 990,00)

SECTION 52d REPORT FORTH QUARTER ENDED 30 JUNE 2023

REFERENCE	PAYEE	ALLOCATION	NARRATION	AMOUNT
36380	1636-R-DATA	629382905709	1636-R-DATA	(444 866,76)
36381	1549-SPARGS SUPERMARKET	629382905709	1549-SPARGS S	(16 990,00)
36382	7429-R.N.E HOLDINGS (Pty) Ltd	629382905709	7429-R.N.E HO	(550 363,12)
SUN0401	DEPARTMENT OF TRANSPORT	629849127793	AGENCY FEES	(84 794,55)
SUN0402	DEPARTMENT OF TRANSPORT	629849127793	AGENCY FEES	(686 455,43)
SUN0403	DEPARTMENT OF TRANSPORT	629849127793	AGENCY FEES	(144 557,97)
SUN0404	DEPARTMENT OF TRANSPORT	629849127793	AGENCY FEES	(669 817,72)
SUN0405	DEPARTMENT OF TRANSPORT	629849127793	AGENCY FEES	(74 501,26)
SUN0406	MTONJANA Y	M	REFUND	(909,52)
SUN0407	MAMPOZA S	9/283-392-5391	REFUND	(400,00)
SUN0408	KETTLEDAS	9/346-88-5713	REFUND	(850,00)
SUN0409	ECSA	M	PROFESSIONAL	(910,00)
SUN0410	MANYIFOLO N	9/202-392-5377	REFUND	(1 199,00)
SUN0411	NGOMA MMC	M	REFUND	(2 198,58)
SUN0412	NANGE S	9/274-392-5377	REFUND	(500,00)
SUN0413	GAME STORES	9/258-392-5377	OFFICE UTENSI	(1 578,00)
SUN0414	LUNIKA X	9/262-566-6967	REFUND	(535,84)
SUN0415	TEMBULAND GAS	M	STROBE AMBER	(1 719,80)
SUN0416	DEPARTMENT OF TRANSPORT	629849127793	AGENCY FEES	(49 928,14)
SUN0417	DEPARTMENT OF TRANSPORT	629849127793	AGENCY FEES	(82 861,99)
SUN0418	DEPARTMENT OF TRANSPORT	629849127793	AGENCY FEES	(130 242,12)
SUN0419	DEPARTMENT OF TRANSPORT	629849127793	AGENCY FEES	(488 571,63)
SUN0420	DEPARTMENT OF TRANSPORT	629849127793	AGENCY FEES	(741 308,28)
SUN0421	DEPARTMENT OF TRANSPORT	629849127793	AGENCY FEES	(909 131,22)
SUN0422	DEPARTMENT OF TRANSPORT	629849127793	AGENCY FEES	(831 575,56)
SUN0423	ENATIS	9/276-518-5307	Licence Renew	(37 438,00)
SUN0424	DEPARTMENT OF TRANSPORT	629849127793	AGENCY FEES	(581 369,98)
SUN0425	MHLAKAZA	9/262-36-58	WAGES	(3 450,00)
SUN0426	SONGCA Y	9/262-36-58	WAGES	(3 450,00)
SUN0427	RUNE A	9/262-36-58	WAGES	(3 450,00)
SUN0428	NOKWE A	9/262-36-58	WAGES	(3 450,00)
SUN0429	VINJWA N	9/262-36-58	WAGES	(3 450,00)
SUN0430	VUZANE R	9/262-36-58	WAGES	(3 450,00)
SUN0431	VERMAAK E.P	9/208-102-5301	STIPEND	(14 000,00)
SUN0432	GLADILE S	9/208-102-5301	STIPEND	(14 000,00)
SUN0433	GLADILE N	629383116038	UNCLAIME GROU	(5 000,00)
SUN0434	MAZWI A	629383116038	UNCLAIME GROU	(5 000,00)
SUN0435	NOTA G P	9/370-88-5697	RENT	(1 700,00)
SUN0436	MAPOMA N	9/230-412-5505	Subsistence a	(1 086,80)
SUN0437	HLATSHANENI C	9/252-448-5643	REFUND	(520,00)
	TOTAL			(40 809 483,55)

SECTION 52d REPORT FORTH QUARTER ENDED 30 JUNE 2023

PART THREE: SECTION 66 REPORT

BACKGROUND AND PURPOSE

Chapter 8 of the Municipal Finance Management Act, Act 66 of 2003 particularly section 66, states that the accounting officer of the municipality- Must, report to council on Expenditure incurred on staff salaries, wages, allowances and Benefits.

8. EMPLOYEE RELATED COSTS AND REMUNERATION OF COUNCILLORS

EC157 King Sabata Dalindyebo - Supporting Table SC8 Monthly Budget Statement - councillor and staff benefits - M12 June

Summary of Employee and Councillor remuneration	Ref	Budget Year 2022/23							Full Year Forecast	
		2021/22 Audited Outcome	Original Budget	Adjusted Budget	Monthly actual	YearTD actual	YearTD budget	YTD variance		YTD variance %
R thousands	A	B	C						D	
Councillors (Political Office Bearers plus Other)										
Basic Salaries and Wages		24 503	28 521	28 521	2 019	24 467	28 521	(4 055)	-14%	28 521
Cellphone Allowance		3 173	4 625	4 625	267	3 211	4 625	(1 414)	-31%	4 625
Other benefits and allowances		937	933	1 716	143	1 716	1 716	-		1 716
Sub Total - Councillors		28 613	34 079	34 863	2 430	29 394	34 863	(5 469)	-16%	34 863
% increase	4		19,1%	21,8%						21,8%
Senior Managers of the Municipality	3									
Basic Salaries and Wages		10 735	13 720	9 150	566	8 816	9 150	(334)	-4%	9 150
Pension and UIF Contributions		42	67	45	4	46	45	1	2%	45
Motor Vehicle Allowance		-	641	-	-	-	-	-		-
Cellphone Allowance		2	31	41	4	50	41	9	21%	41
Other benefits and allowances		-	1	1	-	-	1	(1)	-100%	-
Sub Total - Senior Managers of Municipality		10 779	14 459	9 237	574	8 912	9 237	(325)	-4%	9 237
% increase	4		34,1%	-14,3%						-14,3%
Other Municipal Staff										
Basic Salaries and Wages		320 714	350 224	340 866	28 092	341 056	340 866	189	0%	340 866
Pension and UIF Contributions		52 945	52 381	54 931	4 495	54 673	54 931	(258)	0%	54 931
Medical Aid Contributions		27 468	35 561	28 692	3 229	28 868	28 692	176	1%	28 692
Overtime		35 463	8 982	18 807	3 474	36 775	18 807	17 968	96%	18 807
Performance Bonus		24 049	22 965	22 026	4 910	24 475	22 026	2 449	11%	22 026
Motor Vehicle Allowance		13 675	14 387	15 160	1 343	15 206	15 160	46	0%	15 160
Cellphone Allowance		1 500	1 278	2 484	301	2 561	2 484	77	3%	2 484
Housing Allowances		25 758	31 784	24 226	1 941	23 958	24 226	(268)	-1%	24 226
Other benefits and allowances		17 487	13 969	9 850	537	5 980	9 850	(3 869)	-39%	9 850
Payments in lieu of leave		4 329	2 000	2 441	125	2 422	2 441	(19)	-1%	2 441
Long service awards		6 849	8 039	6 451	513	6 379	6 451	(72)	-1%	6 451
Post-retirement benefit obligations	2	-	-	-	-	-	-	-		-
Sub Total - Other Municipal Staff		530 237	541 570	525 934	48 960	542 363	525 934	16 419	3%	525 934
% increase	4		2,1%	-0,8%						-0,8%
Total Parent Municipality		569 628	590 108	570 034	51 964	580 659	570 034	10 625	2%	570 034

SECTION 52d REPORT FORTH QUARTER ENDED 30 JUNE 2023

8.1. COMMENTS ON MATERIAL VARIANCES

The following line items reflects material variances as at 30 JUNE 2023

Employee Related Costs and Remuneration of councilors:

Overall savings of ten million and six hundred thousand (R10.6 million).

- Basic salaries for councilors reflect savings of four million (R4 million) and savings of one million four hundred thousand (R1.4 million) on cellphone allowance.
- Overtime overspent by seventeen million six hundred thousand (R17.6 million). The overtime is made up some of the below:

DESCRIPTION	YTD AMOUNT	YTD BUDGET	ANNUAL BUDGET	DIFFERENCE
Overtime Pay				
Executive and Council	40 890	30 000	30 000	(10 890)
Corporate Services	483 866	512 916	512 916	29 050
Budget and Treasury	188 866	265 622	265 622	76 756
Planning, Social and Ec Dev	50 810	-	-	(50 810)
Housing	295 406	216 605	216 605	(78 801)
Community Services	3 450 830	2 259 625	2 259 625	(1 191 205)
Public Safety	15 417 623	1 715 556	1 715 556	(13 702 067)
Infrastructure	4 322 907	2 472 502	2 472 502	(1 850 405)
VOTE TOTAL	24 251 198	7 472 826	7 472 826	(16 778 372)

- Bonuses overspent by two million four hundred thousand (R2.4 million).
- Other benefits and allowances reflect savings of three million eight hundred thousand (R3.8 million), six hundred thousand.

8.2. ACTING ALLOWANCE AND OVERTIME (SUNDAY/ PUBLIC HOLIDAY) REPORTS FOR Q4 OF 2022/2023

REPORT FOR THE MONTH OF JUNE 2023

ITEM DESCRIPTION	EMP CODE	NAME	DEPT	MTD AMT
ACTING ALLOWANCE	2489	KHAMBIZF	822	614,41
ACTING ALLOWANCE	2531	HORNER NL	465	193,87
ACTING ALLOWANCE	2568	KILISMESI M	465	7 508,30
ACTING ALLOWANCE	2981	ZIDLELE S	826	20 533,78
ACTING ALLOWANCE	10112	QULUBA P	1	7 166,00
ACTING ALLOWANCE	10785-	SIFO Z	465	1 338,90
ACTING ALLOWANCE	11107	MAKHWENKWANA I	612	400,95
ACTING ALLOWANCE	20115	NCAPAI N	703	11 464,31

SECTION 52d REPORT FORTH QUARTER ENDED 30 JUNE 2023

ITEM DESCRIPTION	EMP CODE	NAME	DEPT	MTD AMT
ACTING ALLOWANCE	30069	NYEBEVU L	623	5 064,23
ACTING ALLOWANCE	98234	DIKO PB	521	10 440,20
ACTING ALLOWANCE	145266	CENGIMBO LA	465	11 409,20
ACTING ALLOWANCE	145286	MAQOKOLO Z	465	400,95
ACTING ALLOWANCE	145291	MADYIBI M	465	12 209,20
ACTING ALLOWANCE	145294	TAMBO SW	623	400,95
ACTING ALLOWANCE	145403	CEMBI A	616	5 279,75
ACTING ALLOWANCE	148130	SIFUMBA N	462	13 848,47
ACTING ALLOWANCE	148391	TIMAKWE KK	465	21 515,36
ACTING ALLOWANCE	148410	MBONGWANA T	402	8 612,26
ACTING ALLOWANCE	400868	ZIMELA V	465	9 252,53
ACTING ALLOWANCE	400960	ZITHO T	465	1 351,62
ACTING ALLOWANCE	410052	SOSIKELA M	670	11 134,40
ACTING ALLOWANCE	410417	DUKADA ND	630	21 422,68
ACTING ALLOWANCE	41000106	MOYI SE	1	55 065,79
				<u>236 628,11</u>
ITEM DESCRIPTION	EMP CODE	NAME	DEPT	MTD AMT
EMERGENCY O/T RTE 1.5	2481	MAFUJA M	601	3 441,64
EMERGENCY O/T RTE 2X	2481	MAFUJA M	601	4 588,85
EMERGENCY O/T RTE 1.5	2482	MOERANE L	603	5 799,20
EMERGENCY O/T RTE 2X	2482	MOERANE L	603	7 732,27
EMERGENCY O/T RTE 1.5	2483	NDWANDWA AS	603	5 799,20
EMERGENCY O/T RTE 2X	2483	NDWANDWA AS	603	7 732,27
STRUCTURED O/T RTE 2X	2604	NDAMASE Z	503	428,36
EMERGENCY O/T RTE 1.5	2624	GWEXE LK	602	6 846,28
EMERGENCY O/T RTE 2X	2624	GWEXE LK	602	9 128,37
STRUCTURED O/T RTE 1.5	7653	MATAKANE ZA	711	1 446,86
STRUCTURED O/T RTE 2X	7653	MATAKANE ZA	711	964,57
STRUCTURED O/T RTE 1.5	8576	SIPHUNGU GN	617	1 446,86
STRUCTURED O/T RTE 2X	8576	SIPHUNGU GN	617	1 929,14
STRUCTURED O/T RTE 1.5	9138	MBIMBI TS	402	361,71
STRUCTURED O/T RTE 2X	9138	MBIMBI TS	402	482,29
EMERGENCY O/T RTE 1.5	10094	MFENGU G	603	2 411,43
EMERGENCY O/T RTE 2X	10094	MFENGU G	603	3 215,24
EMERGENCY O/T RTE 1.5	10515	KHUBAYI JF	600	10 028,72
EMERGENCY O/T RTE 2X	10515	KHUBAYI JF	600	4 457,21
STRUCTURED O/T RTE 1.5	11410	NGQENGELELE TL	402	1 085,14
STRUCTURED O/T RTE 2X	11410	NGQENGELELE TL	402	1 446,86
STRUCTURED O/T RTE 1.5	13400	SOKHANYILE NK	711	723,43
STRUCTURED O/T RTE 2X	13400	SOKHANYILE NK	711	803,81
STRUCTURED O/T RTE 1.5	13449	SIKUZA N	402	361,71
STRUCTURED O/T RTE 2X	13449	SIKUZA N	402	1 286,09

SECTION 52d REPORT FORTH QUARTER ENDED 30 JUNE 2023

ITEM DESCRIPTION	EMP CODE	NAME	DEPT	MTD AMT
EMERGENCY O/T RTE 1.5	14500	BEKISA V	604	2 411,43
EMERGENCY O/T RTE 2X	14500	BEKISA V	604	3 215,24
STRUCTURED O/T RTE 2X	14571	NGUMA N	617	779,19
STRUCTURED O/T RTE 1.5	14588	MVUMBI Z	467	1 929,14
STRUCTURED O/T RTE 2X	14588	MVUMBI Z	467	3 858,28
STRUCTURED O/T RTE 2X	14589	FEKISI NT	711	1 558,38
STRUCTURED O/T RTE 2X	14593	DAYENI N	402	649,33
STRUCTURED O/T RTE 1.5	14651	MAGADLA MM	467	1 929,14
STRUCTURED O/T RTE 2X	14651	MAGADLA MM	467	3 858,28
EMERGENCY O/T RTE 1.5	14725	KHALA S	604	2 411,43
EMERGENCY O/T RTE 2X	14725	KHALA S	604	3 134,86
EMERGENCY O/T RTE 1.5	14732	ZWENI MONWABISI M	603	2 847,03
EMERGENCY O/T RTE 2X	14732	ZWENI MONWABISI M	603	3 796,04
EMERGENCY O/T RTE 1.5	14733	NGCINGI LR	600	4 919,45
EMERGENCY O/T RTE 2X	14733	NGCINGI LR	600	3 531,91
EMERGENCY O/T RTE 1.5	14837	MASHIYI M	601	3 617,14
EMERGENCY O/T RTE 2X	14837	MASHIYI M	601	1 607,62
EMERGENCY O/T RTE 1.5	14845	PHILLIP RL	604	4 266,93
EMERGENCY O/T RTE 2X	14845	PHILLIP RL	604	3 063,44
EMERGENCY O/T RTE 1.5	14888	NZOLO M	616	2 193,06
EMERGENCY O/T RTE 2X	14888	NZOLO M	616	2 924,08
STRUCTURED O/T RTE 1.5	15014	GWENTSHU K	402	361,71
STRUCTURED O/T RTE 2X	15014	GWENTSHU K	402	482,29
STRUCTURED O/T RTE 1.5	20129	NKQAYINI N	711	1 285,07
STRUCTURED O/T RTE 2X	20129	NKQAYINI N	711	428,36
STRUCTURED O/T RTE 1.5	20177	MNYATHELI B	617	1 927,60
STRUCTURED O/T RTE 2X	20177	MNYATHELI B	617	3 141,27
STRUCTURED O/T RTE 2X	20185	GODO T	711	713,93
STRUCTURED O/T RTE 1.5	20256	CIVANE N	789	1 973,76
STRUCTURED O/T RTE 2X	20256	CIVANE N	789	3 216,49
STRUCTURED O/T RTE 1.5	20261	MAHOLA KX	711	984,68
STRUCTURED O/T RTE 2X	20261	MAHOLA KX	711	1 094,08
STRUCTURED O/T RTE 1.5	20270	NGENO TO	711	749,62
EMERGENCY O/T RTE 1.5	20296	VITOLI M	600	2 141,78
EMERGENCY O/T RTE 2X	20296	VITOLI M	600	2 855,70
EMERGENCY O/T RTE 1.5	20298	YEKANI L	600	2 141,78
EMERGENCY O/T RTE 2X	20298	YEKANI L	600	2 855,70
EMERGENCY O/T RTE 1.5	20306	MACINGWANE M	600	2 141,78
EMERGENCY O/T RTE 2X	20306	MACINGWANE M	600	2 855,70
STRUCTURED O/T RTE 1.5	30006	BANGO-LUTI K	711	1 713,42
STRUCTURED O/T RTE 2X	30006	BANGO-LUTI K	711	285,57
EMERGENCY O/T RTE 1.5	40020	MDA OS	603	6 846,28
EMERGENCY O/T RTE 2X	40020	MDA OS	603	9 128,37

SECTION 52d REPORT FORTH QUARTER ENDED 30 JUNE 2023

ITEM DESCRIPTION	EMP CODE	NAME	DEPT	MTD AMT
STRUCTURED O/T RTE 1.5	145019	TSHAYINGWE S	400	1 315,84
STRUCTURED O/T RTE 2X	145019	TSHAYINGWE S	400	2 631,68
EMERGENCY O/T RTE 1.5	145150	DOKWANA ND	600	5 799,20
EMERGENCY O/T RTE 2X	145150	DOKWANA ND	600	7 732,27
EMERGENCY O/T RTE 1.5	145154	KALIMASHE IS	600	5 799,20
EMERGENCY O/T RTE 2X	145154	KALIMASHE IS	600	7 732,27
EMERGENCY O/T RTE 1.5	145158	MANAMATHELA TT	600	7 538,96
EMERGENCY O/T RTE 2X	145158	MANAMATHELA TT	600	5 412,59
EMERGENCY O/T RTE 1.5	145159	MKHIZE S	600	5 799,20
EMERGENCY O/T RTE 2X	145159	MKHIZE S	600	7 732,27
EMERGENCY O/T RTE 1.5	145162	TIYA PM	600	6 846,28
EMERGENCY O/T RTE 2X	145162	TIYA PM	600	9 128,37
EMERGENCY O/T RTE 1.5	145165	GANDILANGA ZA	600	5 799,20
EMERGENCY O/T RTE 2X	145165	GANDILANGA ZA	600	7 538,96
STRUCTURED O/T RTE 1.5	145197	MSUTHU N	617	486,99
STRUCTURED O/T RTE 2X	145197	MSUTHU N	617	909,06
STRUCTURED O/T RTE 1.5	145206	TSHETU Z	617	706,50
STRUCTURED O/T RTE 2X	145206	TSHETU Z	617	1 883,99
EMERGENCY O/T RTE 1.5	145238	MBAMBISA K	600	5 799,20
EMERGENCY O/T RTE 2X	145238	MBAMBISA K	600	7 732,27
STRUCTURED O/T RTE 1.5	146287	MAMANE N	682	2 753,31
STRUCTURED O/T RTE 2X	146287	MAMANE N	682	3 671,08
STRUCTURED O/T RTE 1.5	146288	MHLONTLO NE	682	2 753,31
STRUCTURED O/T RTE 2X	146288	MHLONTLO NE	682	3 671,08
STRUCTURED O/T RTE 1.5	146304	NOBANDA TA	465	1 713,42
STRUCTURED O/T RTE 2X	146304	NOBANDA TA	465	3 426,84
STRUCTURED O/T RTE 1.5	146322	GWETNSHULA A	408	570,66
STRUCTURED O/T RTE 2X	146322	GWETNSHULA A	408	760,87
STRUCTURED O/T RTE 1.5	146432	LENGISI Z	711	779,19
STRUCTURED O/T RTE 2X	146432	LENGISI Z	711	519,46
STRUCTURED O/T RTE 2X	146558	GODLOZA K	711	259,73
STRUCTURED O/T RTE 2X	146559	MAHLATHI S	711	1 038,92
STRUCTURED O/T RTE 2X	146565	MAQUPA Z	711	259,73
STRUCTURED O/T RTE 1.5	146566	LANGENI M	617	584,39
STRUCTURED O/T RTE 2X	146566	LANGENI M	617	1 558,38
STRUCTURED O/T RTE 2X	148015	JAMA P	307	725,70
STRUCTURED O/T RTE 2X	148024	KWAZA N	307	725,70
STRUCTURED O/T RTE 1.5	148045	MBULAWA T	520	1 088,55
STRUCTURED O/T RTE 2X	148045	MBULAWA T	520	1 451,39
STRUCTURED O/T RTE 2X	148084	PHENDU T	307	725,70
STRUCTURED O/T RTE 2X	148088	RIGHT N	307	725,70
STRUCTURED O/T RTE 1.5	148166	GUSANA B	469	1 417,40
STRUCTURED O/T RTE 2X	148166	GUSANA B	469	2 834,81

SECTION 52d REPORT FORTH QUARTER ENDED 30 JUNE 2023

ITEM DESCRIPTION	EMP CODE	NAME	DEPT	MTD AMT
STRUCTURED O/T RTE 1.5	148180	MASELA S	617	531,53
STRUCTURED O/T RTE 2X	148180	MASELA S	617	708,70
STRUCTURED O/T RTE 1.5	148185	MPOZA MZ	617	1 063,05
STRUCTURED O/T RTE 2X	148185	MPOZA MZ	617	2 126,11
STRUCTURED O/T RTE 1.5	148196	POSWA H	617	531,53
STRUCTURED O/T RTE 2X	148196	POSWA H	617	1 417,40
STRUCTURED O/T RTE 1.5	148201	ROZANI ZC	617	531,53
STRUCTURED O/T RTE 2X	148201	ROZANI ZC	617	1 417,40
EMERGENCY O/T RTE 1.5	148213	GXABA N	602	1 771,76
EMERGENCY O/T RTE 2X	148213	GXABA N	602	2 362,34
EMERGENCY O/T RTE 1.5	148217	MAKANDA Z	602	841,58
EMERGENCY O/T RTE 1.5	148225	NGEDLE N	602	2 303,28
EMERGENCY O/T RTE 2X	148225	NGEDLE N	602	1 653,64
EMERGENCY O/T RTE 1.5	148226	PAKO S	616	841,58
EMERGENCY O/T RTE 1.5	148227	QEGU V	616	2 303,28
EMERGENCY O/T RTE 2X	148227	QEGU V	616	1 653,64
EMERGENCY O/T RTE 1.5	148238	MADELA S	602	3 205,33
EMERGENCY O/T RTE 2X	148238	MADELA S	602	4 273,78
EMERGENCY O/T RTE 1.5	148243	MTSELU L	602	2 411,43
EMERGENCY O/T RTE 2X	148243	MTSELU L	602	3 215,24
STRUCTURED O/T RTE 1.5	148338	SITETE P	462	509,66
STRUCTURED O/T RTE 2X	148338	SITETE P	462	679,54
STRUCTURED O/T RTE 1.5	148339	ZWENI N	462	1 019,31
STRUCTURED O/T RTE 2X	148339	ZWENI N	462	2 038,62
STRUCTURED O/T RTE 1.5	148421	MNUKWA BL	402	778,49
STRUCTURED O/T RTE 2X	148421	MNUKWA BL	402	1 037,99
STRUCTURED O/T RTE 1.5	148439	MBUNYE A	402	1 668,22
STRUCTURED O/T RTE 2X	148439	MBUNYE A	402	4 448,58
STRUCTURED O/T RTE 2X	148446	HINTSA SS	601	576,66
STRUCTURED O/T RTE 1.5	148494	SIGANGA Y	601	1 019,31
STRUCTURED O/T RTE 2X	148494	SIGANGA Y	601	1 359,08
EMERGENCY O/T RTE 1.5	148518	NONJOVU M	610	1 868,74
EMERGENCY O/T RTE 2X	148518	NONJOVU M	610	2 038,62
STRUCTURED O/T RTE 1.5	148520	KANI P	610	254,83
STRUCTURED O/T RTE 2X	148520	KANI P	610	339,77
EMERGENCY O/T RTE 1.5	400870	PATSO T	600	6 528,98
EMERGENCY O/T RTE 2X	400870	PATSO T	600	8 705,31
STRUCTURED O/T RTE 1.5	410084	MAGUBHA S	682	1 376,65
STRUCTURED O/T RTE 2X	410084	MAGUBHA S	682	1 835,54
STRUCTURED O/T RTE 2X	410156	LUFUTA AE	711	519,46
STRUCTURED O/T RTE 2X	1463423	PETER S	711	259,73
STRUCTURED O/T RTE 1.5	1463564	TSHUTA N	302	977,32
STRUCTURED O/T RTE 2X	1463564	TSHUTA N	302	1 303,09

SECTION 52d REPORT FORTH QUARTER ENDED 30 JUNE 2023

ITEM DESCRIPTION	EMP CODE	NAME	DEPT	MTD AMT
STRUCTURED O/T RTE 1.5	1463571	ZITHULELE M	682	1 883,99
STRUCTURED O/T RTE 2X	1463571	ZITHULELE M	682	2 511,99
EMERGENCY O/T RTE 1.5	1463572	MSITSHANA ME	602	3 525,87
EMERGENCY O/T RTE 2X	1463572	MSITSHANA ME	602	3 846,40
STRUCTURED O/T RTE 1.5	1480051	FOLO-MATAMBO NG	205	1 240,23
STRUCTURED O/T RTE 2X	1480051	FOLO-MATAMBO NG	205	708,70
EMERGENCY O/T RTE 1.5	1480054	GOLI S	602	1 771,76
EMERGENCY O/T RTE 2X	1480054	GOLI S	602	2 362,34
STRUCTURED O/T RTE 1.5	1480078	MTONJANA Y	301	1 796,66
STRUCTURED O/T RTE 2X	1480078	MTONJANA Y	301	2 395,54
EMERGENCY O/T RTE 1.5	1483459	DLELENGANA NI	853	3 784,19
EMERGENCY O/T RTE 2X	1483459	DLELENGANA NI	853	5 045,59
STRUCTURED O/T RTE 1.5	1483498	MZAWUZIWA VW	788	1 315,84
STRUCTURED O/T RTE 2X	1483498	MZAWUZIWA VW	788	2 631,68
STRUCTURED O/T RTE 1.5	4100119	MAHLATHI N	303	876,91
STRUCTURED O/T RTE 2X	4100119	MAHLATHI N	303	1 169,22
				443 288,01
SUN/PUBH RTE 1.5	834	VAVA NN	826	7 852,82
SUN/PUBH RTE 1.5	2132	MANGQISHI T	617	1 177,98
SUN/PUBH RTE 1.5	2500	TYALENI N	812	9 816,02
SUN/PUBH RTE 1.5	2510	MAGADE K	465	6 194,94
SUN/PUBH RTE 1.5	2512	NYOKA S	465	10 324,91
SUN/PUBH RTE 1.5	2513	TETA Z	465	10 324,91
SUN/PUBH RTE 1.5	2515	MAXWEBISA M	826	5 096,95
SUN/PUBH RTE 1.5	2519	BEKENTLA ZL	623	9 300,11
SUN/PUBH RTE 1.5	2520	MASELA N	826	7 571,60
SUN/PUBH RTE 1.5	2523	DLENGANE S	826	1 708,22
SUN/PUBH RTE 1.5	2524	MATHAMBO N	465	7 227,44
SUN/PUBH RTE 1.5	2525	HIKI ES	826	10 193,90
SUN/PUBH RTE 1.5	2530	KATYWA S	465	4 129,96
SUN/PUBH RTE 1.5	2531	HORNER NL	465	2 925,39
SUN/PUBH RTE 1.5	2533	MANDINDI M	826	10 193,90
SUN/PUBH RTE 1.5	2534	NONKASA M	465	6 194,94
SUN/PUBH RTE 1.5	2535	MADIKIZELA S	465	2 064,98
SUN/PUBH RTE 1.5	2536	MAFANYA V	812	8 943,49
SUN/PUBH RTE 1.5	2537	MATITI S	540	17 014,44
SUN/PUBH RTE 1.5	2539	SKADE ZM	812	8 943,49
SUN/PUBH RTE 1.5	2542	SIFUBA MA	826	5 124,65
SUN/PUBH RTE 1.5	2543	XOZWA B	812	11 888,36
SUN/PUBH RTE 1.5	2545	XONywa NS	826	4 129,96
SUN/PUBH RTE 1.5	2549	NTELEZI Z	465	6 194,94
SUN/PUBH RTE 1.5	2553	NGONYAMA SG	826	7 571,60
SUN/PUBH RTE 1.5	2556	MTINI S	465	4 875,60

SECTION 52d REPORT FORTH QUARTER ENDED 30 JUNE 2023

ITEM DESCRIPTION	EMP CODE	NAME	DEPT	MTD AMT
SUN/PUBH RTE 1.5	2558	MPEMNYAMA BE	826	9 278,72
SUN/PUBH RTE 1.5	2560	MPHAKAMA N	812	9 816,02
SUN/PUBH RTE 1.5	2563	BOKODA MT	826	5 124,65
SUN/PUBH RTE 1.5	2565	TSHIKILA N	465	4 129,96
SUN/PUBH RTE 1.5	2569	NTSANGANI A	465	6 194,94
SUN/PUBH RTE 1.5	2571	BOYA V	812	9 816,02
SUN/PUBH RTE 1.5	2573	QEZU Z	465	16 519,85
SUN/PUBH RTE 1.5	2575	MANENGELE N	465	6 194,94
SUN/PUBH RTE 1.5	2579	MPANDE-BOKODA N	826	5 124,65
SUN/PUBH RTE 1.5	2580	NOMLOMO ZV	465	4 129,96
SUN/PUBH RTE 1.5	2583	VUTELA N	826	10 438,56
SUN/PUBH RTE 1.5	2585	MGIDI EQ	465	2 064,98
SUN/PUBH RTE 1.5	2589	LINDANI BH	826	12 459,22
SUN/PUBH RTE 1.5	2601	MTHELELI V	463	10 438,56
SUN/PUBH RTE 1.5	2610	SITHOLE S	506	11 431,39
SUN/PUBH RTE 1.5	2655	KUZA L	617	13 007,92
SUN/PUBH RTE 1.5	2700	GWAZELA F	625	2 825,99
SUN/PUBH RTE 1.5	2701	MAQWELANA S	465	5 769,60
SUN/PUBH RTE 1.5	2702	BAYI V	625	2 248,86
SUN/PUBH RTE 1.5	2703	NTWANAMBI B	623	9 175,19
SUN/PUBH RTE 1.5	2972	NONXUBA PW	465	5 124,65
SUN/PUBH RTE 1.5	2980	MAKROTI B	623	6 194,94
SUN/PUBH RTE 1.5	2981	ZIDILELE S	826	8 125,99
SUN/PUBH RTE 1.5	2982	MPAMBA T	623	6 622,34
SUN/PUBH RTE 1.5	2988	MALIWA M	709	6 975,08
SUN/PUBH RTE 1.5	6949	KHOALI WS	826	4 650,06
SUN/PUBH RTE 1.5	7808	POSWA VV	617	5 780,97
SUN/PUBH RTE 1.5	7950	NTSENTESELELE NB	617	1 326,29
SUN/PUBH RTE 1.5	10441	NOFUMA B	465	4 650,06
SUN/PUBH RTE 1.5	10500	MADAYI B	600	1 892,90
SUN/PUBH RTE 1.5	10503	NOAH M	600	3 677,20
SUN/PUBH RTE 1.5	10509	VON MEYER M	600	8 691,55
SUN/PUBH RTE 1.5	10521	DELEKI B	600	3 769,48
SUN/PUBH RTE 1.5	12333	PHANDLE N	465	6 975,08
SUN/PUBH RTE 1.5	12438	MBHALO NN	617	3 014,29
SUN/PUBH RTE 1.5	12534	MBUNGA MN	617	3 613,72
SUN/PUBH RTE 1.5	12615	SOKANYILE MJ	617	4 639,36
SUN/PUBH RTE 1.5	12774	MANYABA NP	465	6 975,08
SUN/PUBH RTE 1.5	12782	SKAAP CNN	465	6 975,08
SUN/PUBH RTE 1.5	12912	NONTOMBANA NO	617	2 625,80
SUN/PUBH RTE 1.5	12936	MININGWA NS	465	5 124,65
SUN/PUBH RTE 1.5	13030	MASONDWANA L	618	2 290,86
SUN/PUBH RTE 1.5	13262	NGWADLA NN	617	1 326,29

SECTION 52d REPORT FORTH QUARTER ENDED 30 JUNE 2023

ITEM DESCRIPTION	EMP CODE	NAME	DEPT	MTD AMT
SUN/PUBH RTE 1.5	13344	MBESI BN	465	6 975,08
SUN/PUBH RTE 1.5	13351	NDAMASE NK	617	1 326,29
SUN/PUBH RTE 1.5	13375	SWARTBOOI NC	465	5 124,65
SUN/PUBH RTE 1.5	13671	SOMDAKA B	617	1 688,00
SUN/PUBH RTE 1.5	13872	MANTANTANA M	618	2 290,86
SUN/PUBH RTE 1.5	14073	TSHISA TA	826	10 438,56
SUN/PUBH RTE 1.5	14098	PUNGULWA M	812	10 069,32
SUN/PUBH RTE 1.5	14108	NONDUDULE K	465	9 300,11
SUN/PUBH RTE 1.5	14348	MBILINI PM	465	6 975,08
SUN/PUBH RTE 1.5	14529	MZAMO K	623	4 270,54
SUN/PUBH RTE 1.5	14573	DAYISE MN	617	1 071,39
SUN/PUBH RTE 1.5	14574	GADLELA N	625	2 337,57
SUN/PUBH RTE 1.5	14575	NIKELO M	617	779,19
SUN/PUBH RTE 1.5	14579	NKAYIYA N	617	3 214,16
SUN/PUBH RTE 1.5	14580	MTYUNDYUTO M	617	3 603,76
SUN/PUBH RTE 1.5	14582	PHONGOSHE F	617	1 850,58
SUN/PUBH RTE 1.5	14585	NDZONDZO Z	617	1 655,78
SUN/PUBH RTE 1.5	14586	BACELA P	625	3 506,36
SUN/PUBH RTE 1.5	14587	MBALANE S	625	3 532,48
SUN/PUBH RTE 1.5	14590	MDUTYULWA F	617	1 850,58
SUN/PUBH RTE 1.5	14901	NOMANA V	623	9 523,45
SUN/PUBH RTE 1.5	15214	GQOKOQANA N	465	7 852,82
SUN/PUBH RTE 1.5	15493	KWEBE JA	465	4 650,06
SUN/PUBH RTE 1.5	15574	SITYO JS	465	6 975,08
SUN/PUBH RTE 1.5	15582	MAYEKISO ZW	465	6 241,23
SUN/PUBH RTE 1.5	15655	MAQUNGO P	812	8 943,49
SUN/PUBH RTE 1.5	15831	GABADA M	812	11 051,69
SUN/PUBH RTE 1.5	16105	MNYIKISO M	618	4 822,86
SUN/PUBH RTE 1.5	16306	SIRALI PM	465	2 562,33
SUN/PUBH RTE 1.5	16560	MAHOGO S	465	6 975,08
SUN/PUBH RTE 1.5	16577	TAMBODALA NC	465	6 975,08
SUN/PUBH RTE 1.5	16585	MNCONYWA W	465	6 975,08
SUN/PUBH RTE 1.5	16592	SITYEBI M	465	6 975,08
SUN/PUBH RTE 1.5	16602	PHAKAMILE M	463	8 988,76
SUN/PUBH RTE 1.5	16665	NJIVA N	812	7 943,84
SUN/PUBH RTE 1.5	16803	NKOLISA ST	618	964,57
SUN/PUBH RTE 1.5	16898	SANDLA L	618	2 532,00
SUN/PUBH RTE 1.5	17370	MABHODLI N	812	10 069,32
SUN/PUBH RTE 1.5	17973	MAGCAYI M	826	4 129,96
SUN/PUBH RTE 1.5	17981	MAKHAYA V	826	8 729,83
SUN/PUBH RTE 1.5	18054	MRWETYANA M	465	5 235,21
SUN/PUBH RTE 1.5	18086	VAPI VM	465	5 894,24
SUN/PUBH RTE 1.5	19874	MVAKWENDLU VB	540	13 950,17

SECTION 52d REPORT FORTH QUARTER ENDED 30 JUNE 2023

ITEM DESCRIPTION	EMP CODE	NAME	DEPT	MTD AMT
SUN/PUBH RTE 1.5	20002	QULU S	465	2 325,03
SUN/PUBH RTE 1.5	20004	MOMOZA L	826	12 459,22
SUN/PUBH RTE 1.5	20006	VAPI M	812	4 175,08
SUN/PUBH RTE 1.5	20010	DEKU V	465	6 975,08
SUN/PUBH RTE 1.5	20011	FUTSHANE AN	465	13 950,17
SUN/PUBH RTE 1.5	20017	NQEKETHO N	826	8 841,36
SUN/PUBH RTE 1.5	20019	TSHUKU AN	826	12 758,24
SUN/PUBH RTE 1.5	20021	LUDIDI PL	465	6 975,08
SUN/PUBH RTE 1.5	20022	NONGQWEBO-VILO NP	465	10 806,10
SUN/PUBH RTE 1.5	20025	NDUBE NR	826	10 850,13
SUN/PUBH RTE 1.5	20027	FUKULWANA G	826	10 193,90
SUN/PUBH RTE 1.5	20030	NTLEKI NP	826	11 788,47
SUN/PUBH RTE 1.5	20037	MAXAMBELA T	465	6 975,08
SUN/PUBH RTE 1.5	20055	DUKISO N	623	6 194,94
SUN/PUBH RTE 1.5	20070	GONYA B	623	3 416,43
SUN/PUBH RTE 1.5	20103	CETYWAYO P	812	10 069,32
SUN/PUBH RTE 1.5	20105	BALELO S	812	17 682,71
SUN/PUBH RTE 1.5	20106	APRIL M	812	19 156,27
SUN/PUBH RTE 1.5	20107	DUKU W	812	10 069,32
SUN/PUBH RTE 1.5	20109	SOMKOKO Z	812	10 069,32
SUN/PUBH RTE 1.5	20123	FELLOTS C	465	5 124,65
SUN/PUBH RTE 1.5	20125	NOKILANA NP	465	5 978,76
SUN/PUBH RTE 1.5	20131	DLAMINI N	617	2 248,86
SUN/PUBH RTE 1.5	20139	MBOTHWE - GCABA SF	465	5 124,65
SUN/PUBH RTE 1.5	20141	GQOBOKA VS	617	8 619,12
SUN/PUBH RTE 1.5	20143	CANGA T	465	5 978,76
SUN/PUBH RTE 1.5	20145	NDOTSHANGA N	465	5 978,76
SUN/PUBH RTE 1.5	20148	NGOBOZANA N	617	856,71
SUN/PUBH RTE 1.5	20150	NTABENI M	465	5 124,65
SUN/PUBH RTE 1.5	20154	TYABUKO Z	465	3 855,20
SUN/PUBH RTE 1.5	20155	MAHENEZA LL	617	2 034,69
SUN/PUBH RTE 1.5	20161	BIYATA M	465	2 562,33
SUN/PUBH RTE 1.5	20162	MBUZENI N	465	3 416,43
SUN/PUBH RTE 1.5	20167	TONJENI P	465	5 978,76
SUN/PUBH RTE 1.5	20168	ROZANI S	617	1 392,15
SUN/PUBH RTE 1.5	20169	DINGISWAYO XI	465	2 562,33
SUN/PUBH RTE 1.5	20174	VAKELE L	617	3 426,84
SUN/PUBH RTE 1.5	20175	TEKETA VN	465	5 124,65
SUN/PUBH RTE 1.5	20179	MACUBENI N	617	2 248,86
SUN/PUBH RTE 1.5	20183	VUZANE N	465	2 562,33
SUN/PUBH RTE 1.5	20189	NTONDINI TC	617	19 717,29
SUN/PUBH RTE 1.5	20198	KHANYIWE N	617	1 392,15
SUN/PUBH RTE 1.5	20201	MNCWATI NC	465	5 978,76

SECTION 52d REPORT FORTH QUARTER ENDED 30 JUNE 2023

ITEM DESCRIPTION	EMP CODE	NAME	DEPT	MTD AMT
SUN/PUBH RTE 1.5	20205	MVUNDELELA L	617	2 248,86
SUN/PUBH RTE 1.5	20210	MANGE WP	465	3 416,43
SUN/PUBH RTE 1.5	20213	CIYANE I	617	2 034,69
SUN/PUBH RTE 1.5	20220	MQIKELA N	465	10 249,30
SUN/PUBH RTE 1.5	20231	MPOTULO NP	465	2 562,33
SUN/PUBH RTE 1.5	20237	LABATALA TA	617	963,80
SUN/PUBH RTE 1.5	20242	AGYEKUM A	465	10 249,30
SUN/PUBH RTE 1.5	20243	COSANA MV	465	5 124,65
SUN/PUBH RTE 1.5	20251	NGCOTWANA N	465	5 978,76
SUN/PUBH RTE 1.5	20264	NGCUNUKANA V	465	5 124,65
SUN/PUBH RTE 1.5	20297	WILLIAMS E	465	4 270,54
SUN/PUBH RTE 1.5	30014	SONGWEVU S	465	5 978,76
SUN/PUBH RTE 1.5	30016	NGALO LD	617	2 570,13
SUN/PUBH RTE 1.5	30017	NGQOBOKA XN	465	5 978,76
SUN/PUBH RTE 1.5	30018	MINTANYWA CM	465	2 562,33
SUN/PUBH RTE 1.5	30019	RIGHT S	625	3 212,66
SUN/PUBH RTE 1.5	30021	NGXAKA V	617	1 177,98
SUN/PUBH RTE 1.5	30022	NQADOLO MD	465	5 978,76
SUN/PUBH RTE 1.5	30024	JOJWANA M	465	3 416,43
SUN/PUBH RTE 1.5	30025	MAKUBALO L	617	1 379,80
SUN/PUBH RTE 1.5	30026	NONTOMBANA LL	465	5 978,76
SUN/PUBH RTE 1.5	30028	NTWANAMBI B	465	5 124,65
SUN/PUBH RTE 1.5	30030	LOADER S	618	2 172,11
SUN/PUBH RTE 1.5	30031	KAMNQAN	465	2 562,33
SUN/PUBH RTE 1.5	30033	MITCHLEY TD	465	4 270,54
SUN/PUBH RTE 1.5	30068	NKWINTSHI T	465	2 562,33
SUN/PUBH RTE 1.5	30072	NCEKO S S	465	5 978,76
SUN/PUBH RTE 1.5	30081	TOMSANA V	465	10 324,91
SUN/PUBH RTE 1.5	40013	YAMAPHI BH	826	4 129,96
SUN/PUBH RTE 1.5	40014	BOZO S	623	6 194,94
SUN/PUBH RTE 1.5	40015	VAKELE S	623	8 259,93
SUN/PUBH RTE 1.5	40016	VAKELE B	465	5 978,76
SUN/PUBH RTE 1.5	40064	MANDITHA D	826	10 438,56
SUN/PUBH RTE 1.5	40071	POSWA A	465	5 812,57
SUN/PUBH RTE 1.5	40095	GOLA M	623	5 509,24
SUN/PUBH RTE 1.5	40851	RAMOKOENA MM	617	2 172,11
SUN/PUBH RTE 1.5	40855	BAM NP	617	2 850,90
SUN/PUBH RTE 1.5	145149	MFIHLO AA	708	7 571,60
SUN/PUBH RTE 1.5	145152	DOSI Z	709	2 064,98
SUN/PUBH RTE 1.5	145155	MADLALA MM	709	3 097,47
SUN/PUBH RTE 1.5	145156	NONDLEVU ZP	709	10 324,91
SUN/PUBH RTE 1.5	145160	MPAMBANI NP	709	10 324,91
SUN/PUBH RTE 1.5	145183	CETYIWE Z	465	5 838,76

SECTION 52d REPORT FORTH QUARTER ENDED 30 JUNE 2023

ITEM DESCRIPTION	EMP CODE	NAME	DEPT	MTD AMT
SUN/PUBH RTE 1.5	145186	FLY N	465	5 838,76
SUN/PUBH RTE 1.5	145192	NKONZO MA	617	7 059,37
SUN/PUBH RTE 1.5	145194	CENGE X	617	1 850,58
SUN/PUBH RTE 1.5	145195	TIYA Y	617	1 071,39
SUN/PUBH RTE 1.5	145199	SOKANYILE X	617	2 142,77
SUN/PUBH RTE 1.5	145200	MBILA NB	617	1 850,58
SUN/PUBH RTE 1.5	145201	DIKANA - QWESHA S	617	1 558,38
SUN/PUBH RTE 1.5	145203	MADIKIZELA AH	617	1 850,58
SUN/PUBH RTE 1.5	145212	MBAI-MBAI X	617	2 532,37
SUN/PUBH RTE 1.5	145216	GWIJII MS	617	2 045,37
SUN/PUBH RTE 1.5	145218	MANDLEVU B	618	4 238,98
SUN/PUBH RTE 1.5	145228	NYANGO A	405	7 402,27
SUN/PUBH RTE 1.5	145230	MPAPELA L	600	5 162,45
SUN/PUBH RTE 1.5	145250	MXEZENGANA L	623	9 395,19
SUN/PUBH RTE 1.5	145251	NDAYI M	623	8 541,08
SUN/PUBH RTE 1.5	145252	MTIRARA SR	623	2 562,33
SUN/PUBH RTE 1.5	145256	SALAYI H	463	5 978,76
SUN/PUBH RTE 1.5	145257	SONTUNDU M	623	5 124,65
SUN/PUBH RTE 1.5	145258	GXOTA M	465	1 708,22
SUN/PUBH RTE 1.5	145259	DALINDYEBO N	465	1 708,22
SUN/PUBH RTE 1.5	145260	NOZINTABA T	465	5 124,65
SUN/PUBH RTE 1.5	145261	FUDUSWA S	623	5 124,65
SUN/PUBH RTE 1.5	145263	MJALI S	465	4 270,54
SUN/PUBH RTE 1.5	145267	DUDUMAYO T	623	5 978,76
SUN/PUBH RTE 1.5	145268	KLAAS SA	465	2 277,62
SUN/PUBH RTE 1.5	145269	KOMANISI Z	623	5 124,65
SUN/PUBH RTE 1.5	145270	MAYEKISO N	465	5 124,65
SUN/PUBH RTE 1.5	145272	DLANIWA B	623	11 957,52
SUN/PUBH RTE 1.5	145273	MBONO B	623	5 978,76
SUN/PUBH RTE 1.5	145274	NDYIKITYA L	623	6 832,87
SUN/PUBH RTE 1.5	145275	KATA S	465	5 978,76
SUN/PUBH RTE 1.5	145277	SIDLOYI B	623	5 124,65
SUN/PUBH RTE 1.5	145278	MAZWI NV	465	5 124,65
SUN/PUBH RTE 1.5	145279	NGONYAMA K	623	5 124,65
SUN/PUBH RTE 1.5	145280	GCABA N	465	5 978,76
SUN/PUBH RTE 1.5	145281	MAKAULA K	623	8 541,08
SUN/PUBH RTE 1.5	145282	JEKE Z	623	5 124,65
SUN/PUBH RTE 1.5	145283	RUNE V	465	2 562,33
SUN/PUBH RTE 1.5	145284	KULA M	623	6 832,87
SUN/PUBH RTE 1.5	145285	SIBEKO 5TWAYI S	465	5 978,76
SUN/PUBH RTE 1.5	145286	MAQOKOLO Z	465	6 832,87
SUN/PUBH RTE 1.5	145293	MBANGATA NM	623	5 124,65
SUN/PUBH RTE 1.5	145294	TAMBO SW	623	6 832,87

SECTION 52d REPORT FORTH QUARTER ENDED 30 JUNE 2023

ITEM DESCRIPTION	EMP CODE	NAME	DEPT	MTD AMT
SUN/PUBH RTE 1.5	145295	MTSHISA V	623	9 395,19
SUN/PUBH RTE 1.5	145298	SITELO J	465	4 270,54
SUN/PUBH RTE 1.5	145300	BAMBENI L	623	6 832,87
SUN/PUBH RTE 1.5	145302	MATUBATUBA T	465	5 978,76
SUN/PUBH RTE 1.5	145303	KOPELO MM	465	3 416,43
SUN/PUBH RTE 1.5	145306	MAFU D	465	5 978,76
SUN/PUBH RTE 1.5	146296	NIKELO M	600	8 094,31
SUN/PUBH RTE 1.5	146311	NKOVU Z	402	2 282,62
SUN/PUBH RTE 1.5	146313	NDOVA-NDILA N	408	1 807,07
SUN/PUBH RTE 1.5	146315	NDEVU N	617	1 807,07
SUN/PUBH RTE 1.5	146318	HOWANA NL	620	3 423,93
SUN/PUBH RTE 1.5	146319	MCELU TT	617	760,87
SUN/PUBH RTE 1.5	146323	NDZABELA N	617	1 807,07
SUN/PUBH RTE 1.5	146325	MADIKANE S	625	1 046,20
SUN/PUBH RTE 1.5	146326	MTSHAFELE N	620	1 997,29
SUN/PUBH RTE 1.5	146430	NJEMLA M	618	3 603,76
SUN/PUBH RTE 1.5	146431	QASHANI Z	617	1 850,58
SUN/PUBH RTE 1.5	146437	PANXANA N	617	1 363,58
SUN/PUBH RTE 1.5	146444	HLATHI N	617	2 142,77
SUN/PUBH RTE 1.5	146549	GANAN	617	1 850,58
SUN/PUBH RTE 1.5	146550	MAQENDWANA Z	618	486,99
SUN/PUBH RTE 1.5	146551	MAKELENI CN	617	1 850,58
SUN/PUBH RTE 1.5	146552	SOBUZA N	625	2 337,57
SUN/PUBH RTE 1.5	146555	SITETO X	625	2 337,57
SUN/PUBH RTE 1.5	146556	MTWA M	625	1 753,18
SUN/PUBH RTE 1.5	146557	MADIKANE LV	617	1 266,18
SUN/PUBH RTE 1.5	146560	SIDLAYI N	617	1 850,58
SUN/PUBH RTE 1.5	146561	NOMANDELA N	617	1 850,58
SUN/PUBH RTE 1.5	146562	SIFUMBA N	617	1 850,58
SUN/PUBH RTE 1.5	146563	WAKABAN	625	2 045,37
SUN/PUBH RTE 1.5	148004	BLAAL S	307	2 721,36
SUN/PUBH RTE 1.5	148005	NDINISA A	307	2 358,51
SUN/PUBH RTE 1.5	148006	NGOMBANE GW	307	1 723,53
SUN/PUBH RTE 1.5	148007	MGOLOMBANE PP	307	544,27
SUN/PUBH RTE 1.5	148009	FODO N	307	1 904,95
SUN/PUBH RTE 1.5	148012	GODONGWANA P	307	1 904,95
SUN/PUBH RTE 1.5	148014	MQO SN	307	725,70
SUN/PUBH RTE 1.5	148017	KHOTSO BI	307	1 904,95
SUN/PUBH RTE 1.5	148018	KHUZANI Z	307	997,83
SUN/PUBH RTE 1.5	148022	KREWU SS	307	997,83
SUN/PUBH RTE 1.5	148023	KWAZA Y	307	1 904,95
SUN/PUBH RTE 1.5	148025	KWATSHA CN	307	997,83
SUN/PUBH RTE 1.5	148027	KELA PP	307	1 451,39

SECTION 52d REPORT FORTH QUARTER ENDED 30 JUNE 2023

ITEM DESCRIPTION	EMP CODE	NAME	DEPT	MTD AMT
SUN/PUBH RTE 1.5	148028	MALIMBA M	307	1 995,67
SUN/PUBH RTE 1.5	148035	MATHISO N	307	2 177,09
SUN/PUBH RTE 1.5	148037	MAWASA N	307	997,83
SUN/PUBH RTE 1.5	148049	MDUZULWANA NP	307	1 904,95
SUN/PUBH RTE 1.5	148050	MEMANI Z	307	544,27
SUN/PUBH RTE 1.5	148051	MGWEBE N	307	997,83
SUN/PUBH RTE 1.5	148054	MKONTO B	307	997,83
SUN/PUBH RTE 1.5	148055	MKUPA S	307	997,83
SUN/PUBH RTE 1.5	148057	MPISE N	307	1 179,26
SUN/PUBH RTE 1.5	148068	NDUMELA N	307	997,83
SUN/PUBH RTE 1.5	148073	NOBOMVU T	307	544,27
SUN/PUBH RTE 1.5	148077	NONTYI T	307	2 177,09
SUN/PUBH RTE 1.5	148079	NOZIBELE FB	307	1 904,95
SUN/PUBH RTE 1.5	148082	NTONTELA V	307	725,70
SUN/PUBH RTE 1.5	148087	QANGULE PN	307	997,83
SUN/PUBH RTE 1.5	148090	SIJALI L	307	2 177,09
SUN/PUBH RTE 1.5	148092	SIVUNGU N	307	2 177,09
SUN/PUBH RTE 1.5	148093	SITHOLE A	307	1 904,95
SUN/PUBH RTE 1.5	148094	SOBHEKWA N	307	997,83
SUN/PUBH RTE 1.5	148095	SONGCA N	307	997,83
SUN/PUBH RTE 1.5	148096	TYEKELA S	307	1 632,82
SUN/PUBH RTE 1.5	148097	TASANA N	307	1 904,95
SUN/PUBH RTE 1.5	148099	XUMA F	307	544,27
SUN/PUBH RTE 1.5	148100	YALIWE S	307	1 179,26
SUN/PUBH RTE 1.5	148101	YAKOBI N	307	2 630,65
SUN/PUBH RTE 1.5	148120	DYONGOSI N	462	4 238,98
SUN/PUBH RTE 1.5	148121	JARA N	462	4 945,47
SUN/PUBH RTE 1.5	148122	LUSITI- MTWA N	462	3 532,48
SUN/PUBH RTE 1.5	148123	MAFU N	462	2 825,99
SUN/PUBH RTE 1.5	148124	MNYILA TD	462	4 238,98
SUN/PUBH RTE 1.5	148125	MPAHLA NJ	462	706,50
SUN/PUBH RTE 1.5	148126	MQHAMANE MAKHAMBA NA	462	3 532,48
SUN/PUBH RTE 1.5	148127	NOLAWU V	462	4 945,47
SUN/PUBH RTE 1.5	148128	NTULO B	462	4 945,47
SUN/PUBH RTE 1.5	148129	NYANISA S	462	3 532,48
SUN/PUBH RTE 1.5	148131	SIGONYA NP	462	4 238,98
SUN/PUBH RTE 1.5	148132	SINTO K	462	2 119,49
SUN/PUBH RTE 1.5	148133	SIQONGANA S	462	4 945,47
SUN/PUBH RTE 1.5	148134	SONTLABA N	462	706,50
SUN/PUBH RTE 1.5	148137	DUKA S	464	14 758,35
SUN/PUBH RTE 1.5	148138	LEBENYA P	812	7 757,59
SUN/PUBH RTE 1.5	148139	MBULUNGWANA S	812	8 514,43
SUN/PUBH RTE 1.5	148141	NQOLOBE SA	812	7 757,59

SECTION 52d REPORT FORTH QUARTER ENDED 30 JUNE 2023

ITEM DESCRIPTION	EMP CODE	NAME	DEPT	MTD AMT
SUN/PUBH RTE 1.5	148142	SOLOMON S	464	8 514,43
SUN/PUBH RTE 1.5	148143	YEDWA S	540	5 865,50
SUN/PUBH RTE 1.5	148158	DANIEL U	617	1 860,34
SUN/PUBH RTE 1.5	148172	MADLALISA OL	465	1 063,05
SUN/PUBH RTE 1.5	148188	NDENDELA Y	617	1 417,40
SUN/PUBH RTE 1.5	148200	QULU A	617	1 860,34
SUN/PUBH RTE 1.5	148208	XAWUKA Z	617	1 860,34
SUN/PUBH RTE 1.5	148234	DYAYIYA B	465	4 238,98
SUN/PUBH RTE 1.5	148240	MAQUKUMANA Z	465	4 238,98
SUN/PUBH RTE 1.5	148246	NTAKA X	617	2 943,74
SUN/PUBH RTE 1.5	148247	TSHOPHO M	617	588,75
SUN/PUBH RTE 1.5	148250	DIKI M	465	4 238,98
SUN/PUBH RTE 1.5	148251	DLULANI A	465	12 128,19
SUN/PUBH RTE 1.5	148252	DYANI N	465	4 238,98
SUN/PUBH RTE 1.5	148253	GONIWE M	465	4 238,98
SUN/PUBH RTE 1.5	148254	GQUTYANA N	465	4 238,98
SUN/PUBH RTE 1.5	148255	MADIKAZI ON	465	4 238,98
SUN/PUBH RTE 1.5	148257	MAPHELA F	465	3 532,48
SUN/PUBH RTE 1.5	148260	MAZAMISA Y	465	7 064,96
SUN/PUBH RTE 1.5	148262	MCHIZA BP	465	4 238,98
SUN/PUBH RTE 1.5	148263	MCUNUKELI ZE	465	4 238,98
SUN/PUBH RTE 1.5	148265	MPAMBA SB	623	5 651,97
SUN/PUBH RTE 1.5	148266	MQUNGWANA F	465	4 238,98
SUN/PUBH RTE 1.5	148269	NDIMANGELE P	617	6 240,72
SUN/PUBH RTE 1.5	148270	NDZAMELA T	465	1 412,99
SUN/PUBH RTE 1.5	148272	PINGO S	465	4 945,47
SUN/PUBH RTE 1.5	148276	TSIU AT	465	2 825,99
SUN/PUBH RTE 1.5	148323	MAKELENI N	601	1 594,58
SUN/PUBH RTE 1.5	148331	MPUNGA N	462	509,66
SUN/PUBH RTE 1.5	148332	MAQUNGWANA ML	462	3 567,59
SUN/PUBH RTE 1.5	148333	MANGQWAMBI A	462	3 567,59
SUN/PUBH RTE 1.5	148334	DUBENI P	462	3 567,59
SUN/PUBH RTE 1.5	148336	MOMOZA BC	462	1 528,97
SUN/PUBH RTE 1.5	148342	MTAKU N	462	1 528,97
SUN/PUBH RTE 1.5	148343	PINDANI Z	462	3 567,59
SUN/PUBH RTE 1.5	148344	PINDANI N	462	3 567,59
SUN/PUBH RTE 1.5	148345	SOKHASI M	462	3 057,93
SUN/PUBH RTE 1.5	148346	GADLA L	462	2 548,28
SUN/PUBH RTE 1.5	148350	MADOLO - DALASA B	826	6 263,46
SUN/PUBH RTE 1.5	148351	KHOTHUNYAWO M	826	6 263,46
SUN/PUBH RTE 1.5	148352	GWJJI Z	826	6 263,46
SUN/PUBH RTE 1.5	148353	ROLO V	826	6 832,87
SUN/PUBH RTE 1.5	148354	NOMLALA B	465	5 124,65

SECTION 52d REPORT FORTH QUARTER ENDED 30 JUNE 2023

ITEM DESCRIPTION	EMP CODE	NAME	DEPT	MTD AMT
SUN/PUBH RTE 1.5	148355	MNYAKA KD	826	6 263,46
SUN/PUBH RTE 1.5	148356	MLILO T	826	5 124,65
SUN/PUBH RTE 1.5	148357	MJULWA M	465	6 263,46
SUN/PUBH RTE 1.5	148403	MZOKOSHE MS	462	10 069,32
SUN/PUBH RTE 1.5	148422	MOTI-NOMSOBO B	462	3 720,69
SUN/PUBH RTE 1.5	148423	DIDIZA S	462	1 594,58
SUN/PUBH RTE 1.5	148424	GANI N	462	7 441,38
SUN/PUBH RTE 1.5	148425	HLANGANI Z	462	531,53
SUN/PUBH RTE 1.5	148426	NONGOGO B	462	3 189,16
SUN/PUBH RTE 1.5	148427	MACHOBA N	462	531,53
SUN/PUBH RTE 1.5	148428	SIJADU S	462	3 189,16
SUN/PUBH RTE 1.5	148429	TYALI P	462	3 720,69
SUN/PUBH RTE 1.5	148430	VUMISA NC	462	3 720,69
SUN/PUBH RTE 1.5	148431	MATISO Z	462	531,53
SUN/PUBH RTE 1.5	148432	MZUZU N	462	2 657,63
SUN/PUBH RTE 1.5	148433	TSHINGANA PT	462	2 657,63
SUN/PUBH RTE 1.5	148434	MPISANE N	462	6 378,32
SUN/PUBH RTE 1.5	148435	PHALUME N	462	3 720,69
SUN/PUBH RTE 1.5	148436	TINTA SN	462	3 720,69
SUN/PUBH RTE 1.5	148448	BIDA-HINTSHO A	601	691,99
SUN/PUBH RTE 1.5	148460	MAQHUNYANA N	601	1 594,58
SUN/PUBH RTE 1.5	148467	NGUQU T	601	2 548,28
SUN/PUBH RTE 1.5	148469	MAQELANA M	601	518,99
SUN/PUBH RTE 1.5	148470	NQALATHI Y	601	1 528,97
SUN/PUBH RTE 1.5	148472	KHESA L	601	3 632,96
SUN/PUBH RTE 1.5	148473	BASO B	601	424,71
SUN/PUBH RTE 1.5	148474	MAKHONGWANA C	601	2 594,97
SUN/PUBH RTE 1.5	148475	NQAKALA M	601	1 556,98
SUN/PUBH RTE 1.5	148476	SOMBOZA PM	601	1 556,98
SUN/PUBH RTE 1.5	148477	NGQUKUMBA TUSWA A	601	3 567,59
SUN/PUBH RTE 1.5	148478	SOGAYISE SM	601	3 567,59
SUN/PUBH RTE 1.5	148479	MANDELA-NDLAZULWANA N	601	3 567,59
SUN/PUBH RTE 1.5	148480	MPHAKO M	601	2 594,97
SUN/PUBH RTE 1.5	148483	TAYBOSS P	601	3 567,59
SUN/PUBH RTE 1.5	148495	MKUNYANA S	601	934,37
SUN/PUBH RTE 1.5	148496	MAGULA PA	789	4 386,13
SUN/PUBH RTE 1.5	148497	GUQUKA N	601	1 613,91
SUN/PUBH RTE 1.5	148498	MAHLABELDLULA A	462	3 567,59
SUN/PUBH RTE 1.5	148499	COBONGELA XA	462	509,66
SUN/PUBH RTE 1.5	148504	MNYANDA O	462	3 567,59
SUN/PUBH RTE 1.5	148505	SIKHONTYI N	462	1 528,97
SUN/PUBH RTE 1.5	148506	ZUMA T	462	3 632,96
SUN/PUBH RTE 1.5	148507	NTSHABALALA T	462	1 528,97

SECTION 52d REPORT FORTH QUARTER ENDED 30 JUNE 2023

ITEM DESCRIPTION	EMP CODE	NAME	DEPT	MTD AMT
SUN/PUBH RTE 1.5	148508	TAYI M	623	4 077,24
SUN/PUBH RTE 1.5	148509	MSAZA L	623	3 567,59
SUN/PUBH RTE 1.5	148510	SIDUMO V	462	3 567,59
SUN/PUBH RTE 1.5	148511	METU N	462	3 057,93
SUN/PUBH RTE 1.5	148512	LUMKWANA S	462	2 548,28
SUN/PUBH RTE 1.5	148516	DINGISWAYO Y	610	3 057,93
SUN/PUBH RTE 1.5	148523	HASHE F	610	3 057,93
SUN/PUBH RTE 1.5	202010	NYINGWA A	463	3 947,52
SUN/PUBH RTE 1.5	202099	MANCOTYWA S	462	4 824,74
SUN/PUBH RTE 1.5	400859	TYALI S	708	9 292,42
SUN/PUBH RTE 1.5	400871	CEBA RT	405	3 632,96
SUN/PUBH RTE 1.5	400960	ZITHO T	465	2 170,29
SUN/PUBH RTE 1.5	410074	MADIKANE V	812	19 632,04
SUN/PUBH RTE 1.5	410076	DLAMINI S	812	8 943,49
SUN/PUBH RTE 1.5	410079	ZANI SE	812	8 943,49
SUN/PUBH RTE 1.5	410081	MTWA BB	830	20 104,64
SUN/PUBH RTE 1.5	410128	SHIBA PJ	812	7 012,71
SUN/PUBH RTE 1.5	410146	JAZI M	465	3 756,27
SUN/PUBH RTE 1.5	410148	KUMKA MAHAL N	465	3 756,27
SUN/PUBH RTE 1.5	410149	NCOKWANA P	465	5 634,40
SUN/PUBH RTE 1.5	410154	VETINI SN	617	1 655,78
SUN/PUBH RTE 1.5	410157	XOKOZELANI LP	465	6 573,47
SUN/PUBH RTE 1.5	410158	GXUMISA N	617	2 727,17
SUN/PUBH RTE 1.5	410415	PAPANI SS	465	5 634,40
SUN/PUBH RTE 1.5	410429	KALA N	601	1 594,58
SUN/PUBH RTE 1.5	410430	LUTSHETE B	601	974,47
SUN/PUBH RTE 1.5	470072	SITHOLE A	462	2 229,41
SUN/PUBH RTE 1.5	470073	MBODLELA L	462	7 802,92
SUN/PUBH RTE 1.5	1450209	QOKOMISA T	625	1 753,18
SUN/PUBH RTE 1.5	1453400	BUSO FA	615	389,60
SUN/PUBH RTE 1.5	1453417	XOSEKA J	465	7 227,44
SUN/PUBH RTE 1.5	1463418	CEMBETHA M	618	1 558,38
SUN/PUBH RTE 1.5	1463420	MNGOBO NC	617	1 850,58
SUN/PUBH RTE 1.5	1463421	MADIKANE E	617	2 045,37
SUN/PUBH RTE 1.5	1463426	MTUNASE M	618	486,99
SUN/PUBH RTE 1.5	1463430	TUTSHANA NP	617	2 045,37
SUN/PUBH RTE 1.5	1463553	NGWAYINTABA NL	625	2 921,96
SUN/PUBH RTE 1.5	1463554	NTETE K	625	3 506,36
SUN/PUBH RTE 1.5	1463567	DUTYWA NF	462	2 825,99
SUN/PUBH RTE 1.5	1463569	MKIZWANA NGIYANA N	462	4 238,98
SUN/PUBH RTE 1.5	1463575	GAJU A	826	6 832,87
SUN/PUBH RTE 1.5	1463598	MPONTSI B	462	2 583,95
SUN/PUBH RTE 1.5	1463599	JAVU S	462	1 550,37

SECTION 52d REPORT FORTH QUARTER ENDED 30 JUNE 2023

ITEM DESCRIPTION	EMP CODE	NAME	DEPT	MTD AMT
SUN/PUBH RTE 1.5	1463600	MAGADLA C	462	3 617,54
SUN/PUBH RTE 1.5	1463603	BOZO A	623	3 100,74
SUN/PUBH RTE 1.5	1463606	MABHOKWE N	601	947,45
SUN/PUBH RTE 1.5	1480053	GABAYI ZE	205	2 657,63
SUN/PUBH RTE 1.5	1480055	GONIWE N	205	2 657,63
SUN/PUBH RTE 1.5	1480072	ZONDI O	709	2 119,49
SUN/PUBH RTE 1.5	1480073	KHAFULAYO L	709	2 825,99
SUN/PUBH RTE 1.5	1483454	MADZIDZELA L	623	4 042,48
SUN/PUBH RTE 1.5	1483477	MPHIKELELI CQL	462	1 315,84
SUN/PUBH RTE 1.5	1483497	WALA NN	789	4 495,78
SUN/PUBH RTE 1.5	1483507	GALOSHE S	826	1 590,81
SUN/PUBH RTE 1.5	1483508	VOXEKA AW	826	4 772,42
				2 186 737,79

REPORT FOR THE MONTH OF MAY 2023

ITEM DESCRIPTION	EMP CODE	NAME	DEPT	MTD AMT
ACTING ALLOWANCE	2568	KILISMESI M	465	7 508,30
ACTING ALLOWANCE	10112	QULUBA P	1	6 210,53
ACTING ALLOWANCE	10785	SIFO Z	465	1 338,90
ACTING ALLOWANCE	11107	MAKHWENKWANA I	612	400,95
ACTING ALLOWANCE	16031	GWEDLINDUKU RM	610	413,22
ACTING ALLOWANCE	20038	XHOBANI X	465	816,72
ACTING ALLOWANCE	30069	NYEBEVU L	623	5 064,23
ACTING ALLOWANCE	145266	CENGIMBO LA	465	11 409,20
ACTING ALLOWANCE	145286	MAQOKOLO Z	465	400,95
ACTING ALLOWANCE	145291	MADYIBI M	465	12 209,20
ACTING ALLOWANCE	145403	CEMBI A	616	5 279,75
ACTING ALLOWANCE	146553	LUNIKA XA	301	289,40
ACTING ALLOWANCE	148130	SIFUMBA N	462	13 848,47
ACTING ALLOWANCE	148391	TIMAKWE KK	465	17 212,28
ACTING ALLOWANCE	148410	MBONGWANA T	402	13 854,45
ACTING ALLOWANCE	400868	ZIMELA V	465	9 252,53
ACTING ALLOWANCE	400960	ZITHO T	465	2 703,24
ACTING ALLOWANCE	410052	SOSIKELA M	670	11 134,40
ACTING ALLOWANCE	1463560	NANGE S	100	877,30
ACTING ALLOWANCE	41000106	MOYI SE	1	33 713,75
				153 937,77
STRUCTURED O/T RTE 1.5	8576	SIPHUNGU GN	617	723,43
STRUCTURED O/T RTE 1.5	9138	MBIMBI TS	402	723,43
STRUCTURED O/T RTE 1.5	11410	NGQENGELELE TL	402	723,43

SECTION 52d REPORT FORTH QUARTER ENDED 30 JUNE 2023

ITEM DESCRIPTION	EMP CODE	NAME	DEPT	MTD AMT
STRUCTURED O/T RTE 1.5	13449	SIKUZA N	402	723,43
STRUCTURED O/T RTE 1.5	14568	DWAYI B	402	584,39
STRUCTURED O/T RTE 1.5	14588	MVUMBI Z	467	1 929,14
STRUCTURED O/T RTE 1.5	14593	DAYENI N	402	584,39
STRUCTURED O/T RTE 1.5	14651	MAGADLA MM	467	1 929,14
STRUCTURED O/T RTE 1.5	15014	GWENTSHU K	402	723,43
STRUCTURED O/T RTE 1.5	20177	MNYATHELI B	617	1 927,60
STRUCTURED O/T RTE 1.5	20256	CIVANE N	789	1 973,76
STRUCTURED O/T RTE 1.5	20261	MAHOLA KX	711	1 148,79
STRUCTURED O/T RTE 1.5	30006	BANGO-LUTI K	711	1 606,33
STRUCTURED O/T RTE 1.5	145019	TSHAYINGWE S	400	657,92
STRUCTURED O/T RTE 1.5	145206	TSHETU Z	617	706,50
STRUCTURED O/T RTE 1.5	146287	MAMANE N	682	1 376,65
STRUCTURED O/T RTE 1.5	146304	NOBANDA TA	465	1 713,42
STRUCTURED O/T RTE 1.5	146322	GWETNSHULA A	408	1 141,31
STRUCTURED O/T RTE 1.5	146566	LANGENI M	617	1 168,79
STRUCTURED O/T RTE 1.5	148045	MBULAWA T	520	1 063,05
STRUCTURED O/T RTE 1.5	148061	MSONGELWA N	307	265,76
STRUCTURED O/T RTE 1.5	148088	RIGHT N	307	531,53
STRUCTURED O/T RTE 1.5	148166	GUSANA B	469	1 417,40
STRUCTURED O/T RTE 1.5	148180	MASELA S	617	1 948,93
STRUCTURED O/T RTE 1.5	148185	MPOZA MZ	617	531,53
STRUCTURED O/T RTE 1.5	148196	POSWA H	617	1 063,05
STRUCTURED O/T RTE 1.5	148201	ROZANI ZC	617	1 594,58
STRUCTURED O/T RTE 1.5	148338	SITETE P	462	1 698,85
STRUCTURED O/T RTE 1.5	148339	ZWENI N	462	2 038,62
STRUCTURED O/T RTE 1.5	148414	CHARLES A	402	1 590,81
STRUCTURED O/T RTE 1.5	148421	MNUKWA BL	402	518,99
STRUCTURED O/T RTE 1.5	148439	MBUNYE A	402	3 336,43
STRUCTURED O/T RTE 1.5	148446	HINTSA SS	601	259,50
STRUCTURED O/T RTE 1.5	148494	SIGANGA Y	601	509,66
STRUCTURED O/T RTE 1.5	148520	KANI P	610	509,66
STRUCTURED O/T RTE 1.5	410084	MAGUBHA S	682	1 376,65
STRUCTURED O/T RTE 1.5	1463571	ZITHULELE M	682	942,00
STRUCTURED O/T RTE 1.5	1480051	FOLO-MATAMBO NG	205	177,18
STRUCTURED O/T RTE 1.5	1480078	MTONJANA Y	301	898,33
STRUCTURED O/T RTE 1.5	1483498	MZAWUZIWA VW	788	2 631,68
STRUCTURED O/T RTE 1.5	4100119	MAHLATHI N	303	438,46
STRUCTURED O/T RTE 2X	2604	NDAMASE Z	503	285,57
STRUCTURED O/T RTE 2X	7653	MATAKANE ZA	711	482,29
STRUCTURED O/T RTE 2X	8576	SIPHUNGU GN	617	1 286,09
STRUCTURED O/T RTE 2X	9138	MBIMBI TS	402	2 250,67
STRUCTURED O/T RTE 2X	11410	NGQENGELELE TL	402	1 286,09

SECTION 52d REPORT FORTH QUARTER ENDED 30 JUNE 2023

ITEM DESCRIPTION	EMP CODE	NAME	DEPT	MTD AMT
STRUCTURED O/T RTE 2X	13449	SIKUZA N	402	2 250,67
STRUCTURED O/T RTE 2X	14568	DWAYI B	402	1 818,11
STRUCTURED O/T RTE 2X	14588	MVUMBI Z	467	3 858,28
STRUCTURED O/T RTE 2X	14593	DAYENI N	402	1 818,11
STRUCTURED O/T RTE 2X	14651	MAGADLA MM	467	3 858,28
STRUCTURED O/T RTE 2X	15014	GWENTSHU K	402	2 250,67
STRUCTURED O/T RTE 2X	20129	NKQAYINI N	711	428,36
STRUCTURED O/T RTE 2X	20177	MNYATHELI B	617	3 141,27
STRUCTURED O/T RTE 2X	20185	GODO T	711	285,57
STRUCTURED O/T RTE 2X	20192	TSHAKA TV	503	1 142,28
STRUCTURED O/T RTE 2X	20256	CIVANE N	789	3 216,49
STRUCTURED O/T RTE 2X	20261	MAHOLA KX	711	875,27
STRUCTURED O/T RTE 2X	30006	BANGO-LUTI K	711	285,57
STRUCTURED O/T RTE 2X	145019	TSHAYINGWE S	400	1 754,45
STRUCTURED O/T RTE 2X	145206	TSHETU Z	617	942,00
STRUCTURED O/T RTE 2X	146287	MAMANE N	682	3 671,08
STRUCTURED O/T RTE 2X	146304	NOBANDA TA	465	3 426,84
STRUCTURED O/T RTE 2X	146322	GWETNSHULA A	408	1 521,75
STRUCTURED O/T RTE 2X	146558	GODLOZA K	711	259,73
STRUCTURED O/T RTE 2X	146565	MAQUPA Z	711	259,73
STRUCTURED O/T RTE 2X	146566	LANGENI M	617	1 558,38
STRUCTURED O/T RTE 2X	148015	JAMA P	307	708,70
STRUCTURED O/T RTE 2X	148045	MBULAWA T	520	1 417,40
STRUCTURED O/T RTE 2X	148084	PHENDU T	307	708,70
STRUCTURED O/T RTE 2X	148088	RIGHT N	307	1 417,40
STRUCTURED O/T RTE 2X	148166	GUSANA B	469	2 834,81
STRUCTURED O/T RTE 2X	148180	MASELA S	617	2 126,11
STRUCTURED O/T RTE 2X	148185	MPOZA MZ	617	708,70
STRUCTURED O/T RTE 2X	148196	POSWA H	617	2 126,11
STRUCTURED O/T RTE 2X	148201	ROZANI ZC	617	2 126,11
STRUCTURED O/T RTE 2X	148338	SITETE P	462	2 265,14
STRUCTURED O/T RTE 2X	148339	ZWENI N	462	1 812,11
STRUCTURED O/T RTE 2X	148414	CHARLES A	402	2 121,08
STRUCTURED O/T RTE 2X	148421	MNUKWA BL	402	922,66
STRUCTURED O/T RTE 2X	148439	MBUNYE A	402	2 965,72
STRUCTURED O/T RTE 2X	148446	HINTSA SS	601	576,66
STRUCTURED O/T RTE 2X	148461	MAKHALA V	402	1 038,92
STRUCTURED O/T RTE 2X	148494	SIGANGA Y	601	906,05
STRUCTURED O/T RTE 2X	148520	KANI P	610	906,05
STRUCTURED O/T RTE 2X	410084	MAGUBHA S	682	3 671,08
STRUCTURED O/T RTE 2X	410156	LUFUTA AE	711	389,60
STRUCTURED O/T RTE 2X	1463423	PETER S	711	259,73
STRUCTURED O/T RTE 2X	1463425	JACOB BS	618	779,19

SECTION 52d REPORT FORTH QUARTER ENDED 30 JUNE 2023

ITEM DESCRIPTION	EMP CODE	NAME	DEPT	MTD AMT
STRUCTURED O/T RTE 2X	1463571	ZITHULELE M	682	2 511,99
STRUCTURED O/T RTE 2X	1480078	MTONJANA Y	301	2 395,54
STRUCTURED O/T RTE 2X	1483498	MZAWUZIWA VW	788	2 339,27
STRUCTURED O/T RTE 2X	4100119	MAHLATHI N	303	1 169,22
EMERGENCY O/T RTE 1.5	2482	MOERANE L	603	3 479,52
EMERGENCY O/T RTE 1.5	2483	NDWANDWA AS	603	3 479,52
EMERGENCY O/T RTE 1.5	10515	KHUBAYI JF	600	6 685,81
EMERGENCY O/T RTE 1.5	14725	KHALA S	604	3 134,86
EMERGENCY O/T RTE 1.5	14733	NGCINGI LR	600	4 162,61
EMERGENCY O/T RTE 1.5	14837	MASHIYI M	601	3 195,14
EMERGENCY O/T RTE 1.5	14845	PHILLIP RL	604	1 969,35
EMERGENCY O/T RTE 1.5	20296	VITOLI M	600	2 570,13
EMERGENCY O/T RTE 1.5	20298	YEKANI L	600	2 195,32
EMERGENCY O/T RTE 1.5	20306	MACINGWANE M	600	1 285,07
EMERGENCY O/T RTE 1.5	145154	KALIMASHE IS	600	6 959,04
EMERGENCY O/T RTE 1.5	145158	MANAMATHELA TT	600	3 479,52
EMERGENCY O/T RTE 1.5	145162	TIYA PM	600	9 927,10
EMERGENCY O/T RTE 1.5	145165	GANDILANGA ZA	600	7 538,96
EMERGENCY O/T RTE 1.5	145238	MBAMBISA K	600	4 639,36
EMERGENCY O/T RTE 1.5	148213	GXABA N	602	1 063,05
EMERGENCY O/T RTE 1.5	148227	QEGU V	616	2 126,11
EMERGENCY O/T RTE 1.5	148238	MADELA S	602	3 285,47
EMERGENCY O/T RTE 1.5	148243	MTSELU L	602	2 532,00
EMERGENCY O/T RTE 1.5	148518	NONJOVU M	610	509,66
EMERGENCY O/T RTE 1.5	400870	PATSO T	600	7 810,42
EMERGENCY O/T RTE 1.5	1463572	MSITSHANA ME	602	961,60
EMERGENCY O/T RTE 1.5	1480054	GOLI S	602	1 417,40
EMERGENCY O/T RTE 2X	10515	KHUBAYI JF	600	8 914,41
EMERGENCY O/T RTE 2X	14725	KHALA S	604	2 250,67
EMERGENCY O/T RTE 2X	14733	NGCINGI LR	600	4 541,03
EMERGENCY O/T RTE 2X	14837	MASHIYI M	601	3 536,76
EMERGENCY O/T RTE 2X	14845	PHILLIP RL	604	6 126,87
EMERGENCY O/T RTE 2X	20296	VITOLI M	600	2 284,56
EMERGENCY O/T RTE 2X	145154	KALIMASHE IS	600	6 185,81
EMERGENCY O/T RTE 2X	145158	MANAMATHELA TT	600	10 825,18
EMERGENCY O/T RTE 2X	145162	TIYA PM	600	5 020,60
EMERGENCY O/T RTE 2X	145165	GANDILANGA ZA	600	5 412,59
EMERGENCY O/T RTE 2X	148227	QEGU V	616	1 889,87
EMERGENCY O/T RTE 2X	148518	NONJOVU M	610	1 925,37
EMERGENCY O/T RTE 2X	1463572	MSITSHANA ME	602	3 632,71
				279 779,03
SUN/PUBH RTE 1.5	834	VAVA NN	469	7 852,82
SUN/PUBH RTE 1.5	2132	MANGOJSHI T	617	1 177,98

SECTION 52d REPORT FORTH QUARTER ENDED 30 JUNE 2023

ITEM DESCRIPTION	EMP CODE	NAME	DEPT	MTD AMT
SUN/PUBH RTE 1.5	2500	TYALENI N	540	11 561,09
SUN/PUBH RTE 1.5	2510	MAGADE K	465	6 194,94
SUN/PUBH RTE 1.5	2512	NYOKA S	465	4 129,96
SUN/PUBH RTE 1.5	2513	TETA Z	465	4 129,96
SUN/PUBH RTE 1.5	2515	MAXWEBISA M	623	10 193,90
SUN/PUBH RTE 1.5	2519	BEKENTLA ZL	623	4 650,06
SUN/PUBH RTE 1.5	2520	MASELA N	465	4 129,96
SUN/PUBH RTE 1.5	2523	DLENGANE S	465	6 832,87
SUN/PUBH RTE 1.5	2524	MATHAMBO N	465	7 227,44
SUN/PUBH RTE 1.5	2525	HIKI ES	465	13 591,87
SUN/PUBH RTE 1.5	2530	KATYWA S	465	6 194,94
SUN/PUBH RTE 1.5	2533	MANDINDI M	465	13 591,87
SUN/PUBH RTE 1.5	2534	NONKASA M	465	11 529,48
SUN/PUBH RTE 1.5	2535	MADIKIZELA S	465	10 841,15
SUN/PUBH RTE 1.5	2536	MAFANYA V	540	7 852,82
SUN/PUBH RTE 1.5	2537	MATTI S	540	1 526,94
SUN/PUBH RTE 1.5	2539	SKADE ZM	540	7 852,82
SUN/PUBH RTE 1.5	2542	SIFUBA MA	465	5 124,65
SUN/PUBH RTE 1.5	2543	XOZWA B	540	10 438,56
SUN/PUBH RTE 1.5	2545	XONYWA NS	623	6 194,94
SUN/PUBH RTE 1.5	2549	NTELEZI Z	465	8 259,93
SUN/PUBH RTE 1.5	2553	NGONYAMA SG	623	6 194,94
SUN/PUBH RTE 1.5	2556	MTINI S	465	4 875,60
SUN/PUBH RTE 1.5	2558	MPEMNYAMA BE	463	12 178,32
SUN/PUBH RTE 1.5	2560	MPHAKAMA N	540	11 561,09
SUN/PUBH RTE 1.5	2563	BOKODA MT	465	5 978,76
SUN/PUBH RTE 1.5	2565	TSHIKILA N	465	6 194,94
SUN/PUBH RTE 1.5	2569	NTSANGANI A	465	11 529,48
SUN/PUBH RTE 1.5	2571	BOYA V	540	11 561,09
SUN/PUBH RTE 1.5	2575	MANENGELE N	465	11 529,48
SUN/PUBH RTE 1.5	2579	MPANDE-BOKODA N	465	5 124,65
SUN/PUBH RTE 1.5	2580	NOMLOMO ZV	465	6 194,94
SUN/PUBH RTE 1.5	2583	VUTELA N	463	13 918,08
SUN/PUBH RTE 1.5	2585	MGIDI EQ	465	4 129,96
SUN/PUBH RTE 1.5	2589	LINDANI BH	465	11 892,89
SUN/PUBH RTE 1.5	2601	MTHELELI V	463	13 918,08
SUN/PUBH RTE 1.5	2610	SITHOLE S	506	9 106,36
SUN/PUBH RTE 1.5	2655	KUZA L	617	13 350,24
SUN/PUBH RTE 1.5	2700	GWAZELA F	625	2 119,49
SUN/PUBH RTE 1.5	2701	MAQWELANA S	465	5 769,60
SUN/PUBH RTE 1.5	2702	BAYI V	625	2 248,86
SUN/PUBH RTE 1.5	2703	NTWANAMBI B	623	3 258,17
SUN/PUBH RTE 1.5	2972	NONXUBA PW	465	4 270,54

SECTION 52d REPORT FORTH QUARTER ENDED 30 JUNE 2023

ITEM DESCRIPTION	EMP CODE	NAME	DEPT	MTD AMT
SUN/PUBH RTE 1.5	2980	MAKROTT B	623	8 259,93
SUN/PUBH RTE 1.5	2981	ZIDLELE S	465	8 735,44
SUN/PUBH RTE 1.5	2988	MALIWA M	709	2 325,03
SUN/PUBH RTE 1.5	6949	KHOALI WS	465	4 650,06
SUN/PUBH RTE 1.5	7950	NTSENTSELELE NB	617	1 326,29
SUN/PUBH RTE 1.5	10441	NOFUMA B	465	5 812,57
SUN/PUBH RTE 1.5	10500	MADAYI B	600	2 237,06
SUN/PUBH RTE 1.5	10503	NOAH M	600	4 345,78
SUN/PUBH RTE 1.5	10521	DELEKI B	600	15 077,93
SUN/PUBH RTE 1.5	12333	PHANDLE N	465	6 975,08
SUN/PUBH RTE 1.5	12438	MBHALO NN	617	2 290,86
SUN/PUBH RTE 1.5	12510	MASONDWANA F	618	1 326,29
SUN/PUBH RTE 1.5	12534	MBUNGA MN	617	2 753,31
SUN/PUBH RTE 1.5	12598	NDAMASE M	618	1 326,29
SUN/PUBH RTE 1.5	12615	SOKANYILE MJ	617	2 319,68
SUN/PUBH RTE 1.5	12774	MANYABA NP	465	6 975,08
SUN/PUBH RTE 1.5	12782	SKAAP CNN	465	6 975,08
SUN/PUBH RTE 1.5	12912	NONTOMBANA NO	617	3 774,59
SUN/PUBH RTE 1.5	12936	MININGWA NS	465	5 978,76
SUN/PUBH RTE 1.5	13030	MASONDWANA L	618	2 532,00
SUN/PUBH RTE 1.5	13262	NGWADLA NN	617	1 326,29
SUN/PUBH RTE 1.5	13344	MBESI BN	465	6 975,08
SUN/PUBH RTE 1.5	13351	NDAMASE NK	617	1 326,29
SUN/PUBH RTE 1.5	13375	SWARTBOOI NC	465	5 978,76
SUN/PUBH RTE 1.5	13671	SOMDAKA B	617	2 290,86
SUN/PUBH RTE 1.5	13872	MANTANTANA M	618	2 532,00
SUN/PUBH RTE 1.5	14073	TSHISA TA	463	13 918,08
SUN/PUBH RTE 1.5	14098	PUNGULWA M	541	5 894,24
SUN/PUBH RTE 1.5	14108	NONDUDULE K	465	4 650,06
SUN/PUBH RTE 1.5	14348	MBILINI PM	465	6 975,08
SUN/PUBH RTE 1.5	14529	MZAMO K	623	5 124,65
SUN/PUBH RTE 1.5	14573	DAYISE MN	617	1 850,58
SUN/PUBH RTE 1.5	14574	GADLELA N	625	1 168,79
SUN/PUBH RTE 1.5	14575	NIKELO M	617	1 558,38
SUN/PUBH RTE 1.5	14580	MTYUNDYUTO M	617	779,19
SUN/PUBH RTE 1.5	14582	PHONGOSHE F	617	1 850,58
SUN/PUBH RTE 1.5	14585	NDZONDZO Z	617	3 116,76
SUN/PUBH RTE 1.5	14587	MBALANE S	625	1 412,99
SUN/PUBH RTE 1.5	14590	MDUTYULWA F	617	1 850,58
SUN/PUBH RTE 1.5	14880	KLAAS S	616	877,23
SUN/PUBH RTE 1.5	14901	NOMANA V	623	9 523,45
SUN/PUBH RTE 1.5	15214	GOOKONQANA N	465	7 852,82
SUN/PUBH RTE 1.5	15493	KWEBA JA	465	6 975,08

SECTION 52d REPORT FORTH QUARTER ENDED 30 JUNE 2023

ITEM DESCRIPTION	EMP CODE	NAME	DEPT	MTD AMT
SUN/PUBH RTE 1.5	15574	SITYO JS	465	6 975,08
SUN/PUBH RTE 1.5	15582	MAYEKISO ZW	465	6 241,23
SUN/PUBH RTE 1.5	15655	MAQUNGO P	540	5 235,21
SUN/PUBH RTE 1.5	15831	GABADA M	540	13 016,44
SUN/PUBH RTE 1.5	16105	MNYIKISO M	618	964,57
SUN/PUBH RTE 1.5	16306	SIRALI PM	465	7 686,98
SUN/PUBH RTE 1.5	16560	MAHOGO S	465	4 650,06
SUN/PUBH RTE 1.5	16577	TAMBODALA NC	465	11 818,89
SUN/PUBH RTE 1.5	16585	MNCONYWA W	465	6 975,08
SUN/PUBH RTE 1.5	16592	SITYEBI M	465	6 975,08
SUN/PUBH RTE 1.5	16602	PHAKAMILE M	463	8 698,80
SUN/PUBH RTE 1.5	16626	MAQOLO M	465	1 162,51
SUN/PUBH RTE 1.5	16665	NIIVA N	465	4 650,06
SUN/PUBH RTE 1.5	16803	NKOLISA ST	618	1 929,14
SUN/PUBH RTE 1.5	16898	SANDLA L	618	1 929,14
SUN/PUBH RTE 1.5	17370	MABHODLI N	540	5 894,24
SUN/PUBH RTE 1.5	17973	MAGCAYI M	463	8 259,93
SUN/PUBH RTE 1.5	17981	MAKHAYA V	463	8 333,02
SUN/PUBH RTE 1.5	18054	MRWETYANA M	465	6 544,01
SUN/PUBH RTE 1.5	18086	VAPI VM	465	8 841,36
SUN/PUBH RTE 1.5	19874	MVAKWENDLU VB	540	16 275,19
SUN/PUBH RTE 1.5	20002	QULU S	465	4 650,06
SUN/PUBH RTE 1.5	20004	MOMOZA L	465	11 892,89
SUN/PUBH RTE 1.5	20010	DEKU V	465	6 975,08
SUN/PUBH RTE 1.5	20017	NQEKETHO N	828	2 947,12
SUN/PUBH RTE 1.5	20019	TSHUKU AN	463	10 438,56
SUN/PUBH RTE 1.5	20021	LUDIDI PL	465	6 975,08
SUN/PUBH RTE 1.5	20022	NONGQWEBO-VILO NP	465	10 314,91
SUN/PUBH RTE 1.5	20025	NDUBE NR	465	8 137,60
SUN/PUBH RTE 1.5	20027	FUKULWANA G	465	13 591,87
SUN/PUBH RTE 1.5	20030	NTLEKI NP	623	2 947,12
SUN/PUBH RTE 1.5	20037	MAXAMBELA T	465	6 975,08
SUN/PUBH RTE 1.5	20054	JOYINI N	626	1 285,07
SUN/PUBH RTE 1.5	20055	DUKISO N	623	3 097,47
SUN/PUBH RTE 1.5	20070	GONYA B	623	5 124,65
SUN/PUBH RTE 1.5	20103	CETYWAYO P	540	5 894,24
SUN/PUBH RTE 1.5	20105	BALELO S	540	1 719,15
SUN/PUBH RTE 1.5	20106	APRIL M	540	1 719,15
SUN/PUBH RTE 1.5	20107	DUKU W	540	5 894,24
SUN/PUBH RTE 1.5	20109	SOMKOKO Z	540	8 841,36
SUN/PUBH RTE 1.5	20123	FELLOTS C	465	5 978,76
SUN/PUBH RTE 1.5	20125	NOKILANA NP	465	5 124,65
SUN/PUBH RTE 1.5	20127	GUBANCA N	465	5 124,65

SECTION 52d REPORT FORTH QUARTER ENDED 30 JUNE 2023

ITEM DESCRIPTION	EMP CODE	NAME	DEPT	MTD AMT
SUN/PUBH RTE 1.5	20139	MBOHWI - GCABA SF	465	5 978,76
SUN/PUBH RTE 1.5	20141	GQOBOKA VS	617	2 224,29
SUN/PUBH RTE 1.5	20143	CANGA T	465	5 124,65
SUN/PUBH RTE 1.5	20144	LUFELE M	617	1 499,24
SUN/PUBH RTE 1.5	20145	NDOTSHANGA N	465	4 270,54
SUN/PUBH RTE 1.5	20148	NGOBOZANA N	617	5 782,80
SUN/PUBH RTE 1.5	20150	NTABENI M	465	5 978,76
SUN/PUBH RTE 1.5	20154	TYABUKO Z	465	3 855,20
SUN/PUBH RTE 1.5	20155	MAHENEZA LL	617	2 034,69
SUN/PUBH RTE 1.5	20161	BIYATA M	465	7 686,98
SUN/PUBH RTE 1.5	20167	TONJENI P	465	5 978,76
SUN/PUBH RTE 1.5	20168	ROZANI S	617	1 713,42
SUN/PUBH RTE 1.5	20169	DINGISWAYO XI	465	7 686,98
SUN/PUBH RTE 1.5	20174	VAKELE L	617	856,71
SUN/PUBH RTE 1.5	20175	TEKETA VN	465	5 978,76
SUN/PUBH RTE 1.5	20179	MACUBENI N	617	2 248,86
SUN/PUBH RTE 1.5	20183	VUZANE N	465	7 686,98
SUN/PUBH RTE 1.5	20189	NTONDINI TC	617	17 687,57
SUN/PUBH RTE 1.5	20198	KHANYIWE N	617	1 499,24
SUN/PUBH RTE 1.5	20201	MNCWATI NC	465	5 124,65
SUN/PUBH RTE 1.5	20205	MVUNDLELA L	617	2 248,86
SUN/PUBH RTE 1.5	20210	MANGE WP	465	5 124,65
SUN/PUBH RTE 1.5	20213	CIYANE I	617	2 034,69
SUN/PUBH RTE 1.5	20220	MQIKELA N	465	5 978,76
SUN/PUBH RTE 1.5	20231	MPOTULO NP	465	7 686,98
SUN/PUBH RTE 1.5	20242	AGYEKUM A	465	7 686,98
SUN/PUBH RTE 1.5	20243	COSANA MV	465	4 270,54
SUN/PUBH RTE 1.5	20251	NGCOTWANA N	465	5 978,76
SUN/PUBH RTE 1.5	20264	NGCUNUKANA V	465	5 978,76
SUN/PUBH RTE 1.5	20297	WILLIAMS E	465	4 270,54
SUN/PUBH RTE 1.5	30011	NOLAWU S	617	1 713,42
SUN/PUBH RTE 1.5	30014	SONGWEVU S	465	5 124,65
SUN/PUBH RTE 1.5	30016	NGALO LD	617	856,71
SUN/PUBH RTE 1.5	30017	NGQOBOKA XN	465	3 336,43
SUN/PUBH RTE 1.5	30018	MNTANYWA CM	465	2 502,33
SUN/PUBH RTE 1.5	30019	RIGHT S	625	1 285,07
SUN/PUBH RTE 1.5	30021	NGXAKA V	617	1 177,98
SUN/PUBH RTE 1.5	30022	NOADOLO MD	465	4 270,54
SUN/PUBH RTE 1.5	30024	JOJWANA M	465	8 341,09
SUN/PUBH RTE 1.5	30025	MAKUBALO L	617	574,92
SUN/PUBH RTE 1.5	30026	NONTOMBANA LL	465	5 838,76
SUN/PUBH RTE 1.5	30030	LOADER S	618	1 086,06
SUN/PUBH RTE 1.5	30031	KAMNOA N	465	4 170,54

SECTION 52d REPORT FORTH QUARTER ENDED 30 JUNE 2023

ITEM DESCRIPTION	EMP CODE	NAME	DEPT	MTD AMT
SUN/PUBH RTE 1.5	30033	MITCHLEY TD	465	5 838,76
SUN/PUBH RTE 1.5	30068	NKWINTSHI T	465	6 672,87
SUN/PUBH RTE 1.5	30072	NCEKO S S	465	5 838,76
SUN/PUBH RTE 1.5	30081	TOMSANA V	465	10 324,91
SUN/PUBH RTE 1.5	40013	YAMAPHI BH	623	6 194,94
SUN/PUBH RTE 1.5	40014	BOZO S	623	6 194,94
SUN/PUBH RTE 1.5	40015	VAKELE S	623	2 064,98
SUN/PUBH RTE 1.5	40016	VAKELE B	465	5 838,76
SUN/PUBH RTE 1.5	40064	MANDITHA D	465	10 438,56
SUN/PUBH RTE 1.5	40071	POSWA A	465	6 975,08
SUN/PUBH RTE 1.5	40095	GOLA M	623	9 568,68
SUN/PUBH RTE 1.5	40851	RAMOKOENA MM	617	662,85
SUN/PUBH RTE 1.5	40855	BAM NP	617	3 579,38
SUN/PUBH RTE 1.5	145018	MJILA JL	617	1 883,99
SUN/PUBH RTE 1.5	145149	MFIHLO AA	708	11 357,40
SUN/PUBH RTE 1.5	145152	DOSI Z	709	6 194,94
SUN/PUBH RTE 1.5	145155	MADLALA MM	709	11 357,40
SUN/PUBH RTE 1.5	145160	MPAMBANI NP	709	2 064,98
SUN/PUBH RTE 1.5	145183	CETIWE Z	465	5 838,76
SUN/PUBH RTE 1.5	145186	FLY N	465	4 170,54
SUN/PUBH RTE 1.5	145192	NKONZO MA	617	3 049,10
SUN/PUBH RTE 1.5	145194	CENGE X	617	1 850,58
SUN/PUBH RTE 1.5	145195	TIYA Y	617	1 071,39
SUN/PUBH RTE 1.5	145199	SOKANYILE X	617	2 629,77
SUN/PUBH RTE 1.5	145200	MBILA NB	617	1 363,58
SUN/PUBH RTE 1.5	145203	MADIKIZELA AH	617	1 850,58
SUN/PUBH RTE 1.5	145212	MBAI-MBAI X	617	3 214,16
SUN/PUBH RTE 1.5	145216	GWUJI MS	617	2 045,37
SUN/PUBH RTE 1.5	145218	MANDLEVU B	618	5 651,97
SUN/PUBH RTE 1.5	145226	MATAYI ZB	617	1 558,38
SUN/PUBH RTE 1.5	145230	MPAPELA L	600	4 129,96
SUN/PUBH RTE 1.5	145250	MXEZENGANA L	623	3 416,43
SUN/PUBH RTE 1.5	145251	NDAYI M	623	1 708,22
SUN/PUBH RTE 1.5	145252	MTIRARA SR	623	7 686,98
SUN/PUBH RTE 1.5	145256	SALAYI H	463	5 978,76
SUN/PUBH RTE 1.5	145257	SONTUNDU M	623	6 832,87
SUN/PUBH RTE 1.5	145258	GXOTA M	465	7 686,98
SUN/PUBH RTE 1.5	145259	DALINDYEBO N	465	4 270,54
SUN/PUBH RTE 1.5	145260	NOZINTABA T	465	5 978,76
SUN/PUBH RTE 1.5	145261	FUDUSWA S	623	6 832,87
SUN/PUBH RTE 1.5	145263	MJALI S	465	5 124,65
SUN/PUBH RTE 1.5	145267	DUDUMAYO T	623	5 124,65
SUN/PUBH RTE 1.5	145268	KLAAS SA	465	4 270,54

SECTION 52d REPORT FORTH QUARTER ENDED 30 JUNE 2023

ITEM DESCRIPTION	EMP CODE	NAME	DEPT	MTD AMT
SUN/PUBH RTE 1.5	145269	KOMANISI Z	623	6 832,87
SUN/PUBH RTE 1.5	145270	MAYEKISO N	465	5 978,76
SUN/PUBH RTE 1.5	145272	DLANJIWA B	623	6 832,87
SUN/PUBH RTE 1.5	145273	MBONO B	623	5 978,76
SUN/PUBH RTE 1.5	145274	NDYIKITYA L	623	2 562,33
SUN/PUBH RTE 1.5	145275	KATA S	465	4 270,54
SUN/PUBH RTE 1.5	145277	SIDLOYI B	623	1 708,22
SUN/PUBH RTE 1.5	145278	MAZWI NV	465	5 124,65
SUN/PUBH RTE 1.5	145279	NGONYAMIA K	623	6 832,87
SUN/PUBH RTE 1.5	145281	MAKAULA K	623	3 416,43
SUN/PUBH RTE 1.5	145282	JEKE Z	623	6 832,87
SUN/PUBH RTE 1.5	145284	KULA M	623	2 562,33
SUN/PUBH RTE 1.5	145285	SIBEKO STWAYI S	465	5 124,65
SUN/PUBH RTE 1.5	145286	MAQOKOLO Z	465	6 832,87
SUN/PUBH RTE 1.5	145293	MBANGATA NM	623	6 832,87
SUN/PUBH RTE 1.5	145294	TAMBO SW	623	2 562,33
SUN/PUBH RTE 1.5	145295	MTSHISA V	623	3 416,43
SUN/PUBH RTE 1.5	145298	SITELO J	465	5 124,65
SUN/PUBH RTE 1.5	145300	BAMBENI L	623	2 562,33
SUN/PUBH RTE 1.5	145302	MATUBATUBA T	465	5 124,65
SUN/PUBH RTE 1.5	145303	KOPELO MM	465	1 708,22
SUN/PUBH RTE 1.5	145304	SAJINI M	465	1 708,22
SUN/PUBH RTE 1.5	145306	MAFU D	465	5 124,65
SUN/PUBH RTE 1.5	146296	NIKELO M	600	8 094,31
SUN/PUBH RTE 1.5	146311	NKOVU Z	402	1 711,97
SUN/PUBH RTE 1.5	146313	NDOVA-NDILA N	408	1 807,07
SUN/PUBH RTE 1.5	146315	NDEVU N	617	1 807,07
SUN/PUBH RTE 1.5	146318	HOWANA NL	620	570,66
SUN/PUBH RTE 1.5	146319	MCELU TT	617	1 807,07
SUN/PUBH RTE 1.5	146323	NDZABELA N	617	1 807,07
SUN/PUBH RTE 1.5	146325	MADIKANE S	625	1 046,20
SUN/PUBH RTE 1.5	146326	MTSHAFELE N	620	1 997,29
SUN/PUBH RTE 1.5	146430	NJEMLA M	618	779,19
SUN/PUBH RTE 1.5	146431	QASHANI Z	617	1 850,58
SUN/PUBH RTE 1.5	146437	PANXANA N	617	1 850,58
SUN/PUBH RTE 1.5	146439	LULWANDLE Z	625	1 753,18
SUN/PUBH RTE 1.5	146444	HLATHI N	617	4 675,14
SUN/PUBH RTE 1.5	146549	GANA N	617	1 850,58
SUN/PUBH RTE 1.5	146552	SOBUZA N	625	1 168,79
SUN/PUBH RTE 1.5	146555	SITETO X	625	1 168,79
SUN/PUBH RTE 1.5	146556	MTWA M	625	1 753,18
SUN/PUBH RTE 1.5	146557	MADIKANE LV	617	779,19
SUN/PUBH RTE 1.5	146560	SIDLAYI N	617	1 850,58

SECTION 52d REPORT FORTH QUARTER ENDED 30 JUNE 2023

ITEM DESCRIPTION	EMP CODE	NAME	DEPT	MTD AMT
SUN/PUBH RTE 1.5	146561	NOMANDELA N	617	1 850,58
SUN/PUBH RTE 1.5	146562	SIFUMBA N	617	1 850,58
SUN/PUBH RTE 1.5	146563	WAKABA N	625	2 045,37
SUN/PUBH RTE 1.5	148004	BLAAL S	307	1 063,05
SUN/PUBH RTE 1.5	148005	NDINISA A	307	1 860,34
SUN/PUBH RTE 1.5	148006	NGOMBANE GW	307	1 683,17
SUN/PUBH RTE 1.5	148007	MGOLOMBANE PP	307	974,47
SUN/PUBH RTE 1.5	148009	FODO N	307	1 860,34
SUN/PUBH RTE 1.5	148012	GODONGWANA P	307	1 860,34
SUN/PUBH RTE 1.5	148014	MQO SN	307	1 860,34
SUN/PUBH RTE 1.5	148017	KHOTSO BI	307	1 151,64
SUN/PUBH RTE 1.5	148018	KHUZANI Z	307	974,47
SUN/PUBH RTE 1.5	148020	KHULELEZWENI V	307	531,53
SUN/PUBH RTE 1.5	148022	KREWU SS	307	974,47
SUN/PUBH RTE 1.5	148023	KWAZA Y	307	1 860,34
SUN/PUBH RTE 1.5	148025	KWATSHA CN	307	974,47
SUN/PUBH RTE 1.5	148027	KELA PP	307	708,70
SUN/PUBH RTE 1.5	148035	MATHISO N	307	1 594,58
SUN/PUBH RTE 1.5	148037	MAWASA N	307	974,47
SUN/PUBH RTE 1.5	148043	MBINQO NT	307	1 594,58
SUN/PUBH RTE 1.5	148046	MCEBULA S	307	3 011,99
SUN/PUBH RTE 1.5	148047	MCUNUKWANA M	307	531,53
SUN/PUBH RTE 1.5	148049	MDUZULWANA NP	307	1 860,34
SUN/PUBH RTE 1.5	148050	MEMANI Z	307	974,47
SUN/PUBH RTE 1.5	148051	MGWEBE N	307	974,47
SUN/PUBH RTE 1.5	148054	MKONTO B	307	974,47
SUN/PUBH RTE 1.5	148055	MKUPA S	307	974,47
SUN/PUBH RTE 1.5	148057	MPISI N	307	1 860,34
SUN/PUBH RTE 1.5	148063	MTIRARA S	307	708,70
SUN/PUBH RTE 1.5	148067	NDLEBE L	307	1 594,58
SUN/PUBH RTE 1.5	148068	NDUMELA N	307	974,47
SUN/PUBH RTE 1.5	148073	NOBOMVU T	307	974,47
SUN/PUBH RTE 1.5	148077	NONTYI T	307	531,53
SUN/PUBH RTE 1.5	148079	NOZIBELE FB	307	1 860,34
SUN/PUBH RTE 1.5	148087	QANGULE PN	307	531,53
SUN/PUBH RTE 1.5	148089	SANGQU Z	307	1 417,40
SUN/PUBH RTE 1.5	148090	SIJAJI L	307	1 594,58
SUN/PUBH RTE 1.5	148092	SIVUNGU N	307	1 594,58
SUN/PUBH RTE 1.5	148093	SITHOLE A	307	1 860,34
SUN/PUBH RTE 1.5	148094	SOBHEKWA N	307	974,47
SUN/PUBH RTE 1.5	148095	SONGCA N	307	974,47
SUN/PUBH RTE 1.5	148096	TYEKELA S	307	1 151,64
SUN/PUBH RTE 1.5	148097	TASANA N	307	1 860,34

SECTION 52d REPORT FORTH QUARTER ENDED 30 JUNE 2023

ITEM DESCRIPTION	EMP CODE	NAME	DEPT	MTD AMT
SUN/PUBH RTE 1.5	148099	XUMA F	307	974,47
SUN/PUBH RTE 1.5	148100	YALIWE S	307	708,70
SUN/PUBH RTE 1.5	148101	YAKOBI N	307	1 860,34
SUN/PUBH RTE 1.5	148103	VAYISI P	1	990,07
SUN/PUBH RTE 1.5	148120	DYONGOSI N	462	4 945,47
SUN/PUBH RTE 1.5	148121	JARA N	462	4 945,47
SUN/PUBH RTE 1.5	148122	LUSITI- MITWA N	462	3 532,48
SUN/PUBH RTE 1.5	148123	MAFU N	462	4 238,98
SUN/PUBH RTE 1.5	148124	MNYILA TD	462	4 945,47
SUN/PUBH RTE 1.5	148125	MPAHLA NJ	462	4 238,98
SUN/PUBH RTE 1.5	148126	MQHAMANE MAKHAMBA NA	462	4 945,47
SUN/PUBH RTE 1.5	148127	NOLAWU V	462	4 238,98
SUN/PUBH RTE 1.5	148128	NTULO B	462	4 238,98
SUN/PUBH RTE 1.5	148129	NYANISA S	462	4 238,98
SUN/PUBH RTE 1.5	148131	SIGONYA NP	462	4 945,47
SUN/PUBH RTE 1.5	148132	SINTO K	462	6 358,47
SUN/PUBH RTE 1.5	148133	SIQONGANA S	462	1 412,99
SUN/PUBH RTE 1.5	148134	SONTLABA N	462	1 412,99
SUN/PUBH RTE 1.5	148137	DUKA S	464	1 324,47
SUN/PUBH RTE 1.5	148138	LEBENYA P	464	4 541,03
SUN/PUBH RTE 1.5	148139	MBULUNGWANA S	464	10 028,11
SUN/PUBH RTE 1.5	148141	NQOLOBE SA	464	3 216,56
SUN/PUBH RTE 1.5	148142	SOLOMON S	464	10 028,11
SUN/PUBH RTE 1.5	148158	DANIEL U	617	1 860,34
SUN/PUBH RTE 1.5	148161	GAGA A	462	1 505,99
SUN/PUBH RTE 1.5	148168	KOBOLEKI M	617	1 594,58
SUN/PUBH RTE 1.5	148170	LOLO F	450	1 505,99
SUN/PUBH RTE 1.5	148172	MADLALISA OL	465	1 063,05
SUN/PUBH RTE 1.5	148200	QULU A	617	1 151,64
SUN/PUBH RTE 1.5	148203	SIKHALO M	617	1 063,05
SUN/PUBH RTE 1.5	148208	XAWUKA Z	617	1 860,34
SUN/PUBH RTE 1.5	148209	NXEBA A	616	1 063,05
SUN/PUBH RTE 1.5	148218	MAKHWENKWANA P	616	1 594,58
SUN/PUBH RTE 1.5	148234	DYAYIYA B	465	2 825,99
SUN/PUBH RTE 1.5	148240	MAQUKUMANA Z	465	4 238,98
SUN/PUBH RTE 1.5	148246	NTAKA X	617	2 119,49
SUN/PUBH RTE 1.5	148247	TSHOPHO M	617	942,00
SUN/PUBH RTE 1.5	148250	DIKI M	465	4 238,98
SUN/PUBH RTE 1.5	148252	DYANI N	465	4 238,98
SUN/PUBH RTE 1.5	148253	GONIWE M	465	7 889,21
SUN/PUBH RTE 1.5	148254	GQUTYANA N	465	7 889,21
SUN/PUBH RTE 1.5	148255	MADIKAZI ON	465	4 238,98
SUN/PUBH RTE 1.5	148257	MAPHELA F	465	3 532,48

SECTION 52d REPORT FORTH QUARTER ENDED 30 JUNE 2023

ITEM DESCRIPTION	EMP CODE	NAME	DEPT	MTD AMT
SUN/PUBH RTE 1.5	148260	MAZAMISA Y	465	2 825,99
SUN/PUBH RTE 1.5	148262	MCHIZA BP	465	5 651,97
SUN/PUBH RTE 1.5	148263	MCUNUKELI ZE	465	2 825,99
SUN/PUBH RTE 1.5	148264	MONAKALI L	465	1 412,99
SUN/PUBH RTE 1.5	148265	MPAMBA SB	623	706,50
SUN/PUBH RTE 1.5	148266	MQUNGWANA F	465	3 532,48
SUN/PUBH RTE 1.5	148270	NDZAMELA T	465	4 238,98
SUN/PUBH RTE 1.5	148272	PINGO S	465	2 825,99
SUN/PUBH RTE 1.5	148276	TSIU AT	465	3 532,48
SUN/PUBH RTE 1.5	148323	MAKELENI N	601	2 303,28
SUN/PUBH RTE 1.5	148331	MPUNGA N	462	4 586,90
SUN/PUBH RTE 1.5	148332	MAQUNGWANA ML	462	3 057,93
SUN/PUBH RTE 1.5	148333	MANGQWAMBI A	462	3 567,59
SUN/PUBH RTE 1.5	148334	DUBENI P	462	3 567,59
SUN/PUBH RTE 1.5	148336	MOMOZA BC	462	3 567,59
SUN/PUBH RTE 1.5	148340	DALINDYEBO PN	462	3 567,59
SUN/PUBH RTE 1.5	148342	MTAKU N	462	2 548,28
SUN/PUBH RTE 1.5	148343	PINDANI Z	462	3 567,59
SUN/PUBH RTE 1.5	148344	PINDANI N	462	3 567,59
SUN/PUBH RTE 1.5	148345	SOKHASI M	462	1 953,68
SUN/PUBH RTE 1.5	148350	MADOLO - DALASA B	465	10 249,30
SUN/PUBH RTE 1.5	148351	KHOTHUNYAWO M	465	8 541,08
SUN/PUBH RTE 1.5	148352	GWUJI Z	465	5 978,76
SUN/PUBH RTE 1.5	148353	ROLO V	462	6 832,87
SUN/PUBH RTE 1.5	148354	NOMLALA B	465	6 832,87
SUN/PUBH RTE 1.5	148355	MNYAKA KD	465	5 978,76
SUN/PUBH RTE 1.5	148356	MLILO T	465	5 124,65
SUN/PUBH RTE 1.5	148357	MJULWAM	465	5 978,76
SUN/PUBH RTE 1.5	148403	MZOKOSHE MS	462	7 367,80
SUN/PUBH RTE 1.5	148407	SIKUTSHWA M	601	691,99
SUN/PUBH RTE 1.5	148422	MOTI-NOMSOBO B	462	2 657,63
SUN/PUBH RTE 1.5	148423	DIDIZA S	462	1 063,05
SUN/PUBH RTE 1.5	148425	HLANGANI Z	462	3 720,69
SUN/PUBH RTE 1.5	148426	NONGOGO B	462	3 720,69
SUN/PUBH RTE 1.5	148427	MACHOBA N	462	4 783,74
SUN/PUBH RTE 1.5	148428	SIJADU S	462	3 720,69
SUN/PUBH RTE 1.5	148429	TYALI P	462	3 189,16
SUN/PUBH RTE 1.5	148430	VUMISA NC	462	3 720,69
SUN/PUBH RTE 1.5	148432	MZUZU N	462	2 657,63
SUN/PUBH RTE 1.5	148433	TSHINGANA PT	462	3 720,69
SUN/PUBH RTE 1.5	148434	MPISANE N	462	4 783,74
SUN/PUBH RTE 1.5	148435	PHALUME N	462	3 189,16
SUN/PUBH RTE 1.5	148436	TINTA SN	462	3 189,16

SECTION 52d REPORT FORTH QUARTER ENDED 30 JUNE 2023

ITEM DESCRIPTION	EMP CODE	NAME	DEPT	MTD AMT
SUN/PUBH RTE 1.5	148460	MAQHUNYANA N	601	3 189,16
SUN/PUBH RTE 1.5	148469	MAQELANA M	601	4 670,95
SUN/PUBH RTE 1.5	148470	NOALATHI Y	601	4 586,90
SUN/PUBH RTE 1.5	148472	KHESA L	601	3 113,96
SUN/PUBH RTE 1.5	148473	BASO B	601	1 528,97
SUN/PUBH RTE 1.5	148474	MAKHONGWANA C	601	3 632,96
SUN/PUBH RTE 1.5	148475	NOAKALA M	601	4 670,95
SUN/PUBH RTE 1.5	148476	SOMBOZA PM	601	3 632,96
SUN/PUBH RTE 1.5	148477	NGQUKUMBA TUSWA A	601	3 567,59
SUN/PUBH RTE 1.5	148478	SOGAYISE SM	601	3 057,93
SUN/PUBH RTE 1.5	148479	MANDELA-NDLAZULWANA N	601	3 567,59
SUN/PUBH RTE 1.5	148480	MPHAKO M	601	3 113,96
SUN/PUBH RTE 1.5	148483	TAYBOSS P	601	3 567,59
SUN/PUBH RTE 1.5	148495	MKUNYANA S	601	934,37
SUN/PUBH RTE 1.5	148496	MAGULA PA	789	438,61
SUN/PUBH RTE 1.5	148497	GUQUKAN N	601	1 613,91
SUN/PUBH RTE 1.5	148498	MAHLABEDLULA A	462	3 057,93
SUN/PUBH RTE 1.5	148499	COBONGELA XA	462	2 038,62
SUN/PUBH RTE 1.5	148504	MNYANDA O	462	3 057,93
SUN/PUBH RTE 1.5	148505	SIKHONTYI N	462	4 586,90
SUN/PUBH RTE 1.5	148506	ZUMA T	462	2 075,98
SUN/PUBH RTE 1.5	148507	NTSHABALALA T	462	4 586,90
SUN/PUBH RTE 1.5	148508	TAYI M	623	1 528,97
SUN/PUBH RTE 1.5	148509	MSAZA L	623	3 567,59
SUN/PUBH RTE 1.5	148510	SIDUMO V	462	3 057,93
SUN/PUBH RTE 1.5	148511	METUJ N	462	3 567,59
SUN/PUBH RTE 1.5	148512	LUMKWANA S	462	3 057,93
SUN/PUBH RTE 1.5	148516	DINGISWAYO Y	610	2 548,28
SUN/PUBH RTE 1.5	148523	HASHE F	610	3 567,59
SUN/PUBH RTE 1.5	202010	NYINGWA A	463	5 263,35
SUN/PUBH RTE 1.5	202099	MANCOTYWA S	462	3 947,52
SUN/PUBH RTE 1.5	400859	TYALI S	708	2 064,98
SUN/PUBH RTE 1.5	400871	CEBA RT	405	1 037,99
SUN/PUBH RTE 1.5	400960	ZITHO T	465	6 510,86
SUN/PUBH RTE 1.5	410074	MADIKANE V	541	1 526,94
SUN/PUBH RTE 1.5	410076	DLAMINI S	541	5 235,21
SUN/PUBH RTE 1.5	410079	ZANI SE	540	7 852,82
SUN/PUBH RTE 1.5	410081	MTWA BB	541	1 982,15
SUN/PUBH RTE 1.5	410128	SHIBA PJ	540	681,79
SUN/PUBH RTE 1.5	410148	KUMKA MAHAL N	465	5 634,40
SUN/PUBH RTE 1.5	410149	NCOKWANA P	465	10 486,25
SUN/PUBH RTE 1.5	410154	VETINI SN	617	1 558,38
SUN/PUBH RTE 1.5	410157	XOKOZELANI LP	465	5 634,40

SECTION 52d REPORT FORTH QUARTER ENDED 30 JUNE 2023

ITEM DESCRIPTION	EMP CODE	NAME	DEPT	MTD AMT
SUN/PUBH RTE 1.5	410158	GXUMISA N	617	6 038,73
SUN/PUBH RTE 1.5	410415	PAPANI SS	465	4 695,34
SUN/PUBH RTE 1.5	410429	KALA N	601	1 063,05
SUN/PUBH RTE 1.5	410430	LUTSHETE B	601	974,47
SUN/PUBH RTE 1.5	470072	SITHOLE A	462	5 573,51
SUN/PUBH RTE 1.5	1450209	QOKOMISA T	625	1 168,79
SUN/PUBH RTE 1.5	1453400	BUSO FA	615	779,19
SUN/PUBH RTE 1.5	1453417	XOSEKA J	465	6 194,94
SUN/PUBH RTE 1.5	1463418	CEMBETHA M	618	1 071,39
SUN/PUBH RTE 1.5	1463420	MNGOBO NC	617	1 850,58
SUN/PUBH RTE 1.5	1463421	MADIKANE E	617	1 266,18
SUN/PUBH RTE 1.5	1463425	JACOB BS	618	779,19
SUN/PUBH RTE 1.5	1463426	MTUNASE M	618	1 850,58
SUN/PUBH RTE 1.5	1463430	TUTSHANA NP	617	2 045,37
SUN/PUBH RTE 1.5	1463553	NGWAYINTABA NL	625	1 168,79
SUN/PUBH RTE 1.5	1463554	NTETE K	625	1 168,79
SUN/PUBH RTE 1.5	1463567	DUTYWA NF	462	4 238,98
SUN/PUBH RTE 1.5	1463569	MKIZWANA NGIYANA N	462	2 825,99
SUN/PUBH RTE 1.5	1463574	STIM Z	465	5 124,65
SUN/PUBH RTE 1.5	1463575	GAJU A	465	6 832,87
SUN/PUBH RTE 1.5	1463598	MPONTSI B	462	3 617,54
SUN/PUBH RTE 1.5	1463600	MAGADLA C	462	3 100,74
SUN/PUBH RTE 1.5	1463603	BOZO A	623	4 134,33
SUN/PUBH RTE 1.5	1463606	MABHOKWE N	601	947,45
SUN/PUBH RTE 1.5	1470020	MSITHO M	300	877,22
SUN/PUBH RTE 1.5	1480053	GABAYI ZE	205	1 063,05
SUN/PUBH RTE 1.5	1480055	GONIWE N	205	1 063,05
SUN/PUBH RTE 1.5	1480072	ZONDI O	709	2 825,99
SUN/PUBH RTE 1.5	1480073	KHAFULAYO L	709	7 771,46
SUN/PUBH RTE 1.5	1483454	MADZIDZELA L	623	4 042,48
SUN/PUBH RTE 1.5	1483497	WALA NN	789	877,23
SUN/PUBH RTE 1.5	1483507	GALOSHE S	463	4 772,42
SUN/PUBH RTE 1.5	1483508	VOXEKA AW	463	3 181,62
				1 993 939,85

REPORT FOR THE MONTH OF APRIL 2023

ITEM DESCRIPTION	EMP CODE	NAME	DEPT	REFERENCE	MTD AMT
ACTING ALLOWANCE	2568	KILISMESI M	465		7 508,30
ACTING ALLOWANCE	10785	SIFO Z	465		1 338,90
ACTING ALLOWANCE	11107	MAKHWENKWANA I	612		400,95
ACTING ALLOWANCE	20182	BOYCE LY	617		579,60
ACTING ALLOWANCE	30069	NYEBEVU L	623		5 064,23
ACTING ALLOWANCE	145266	CENGIMBO LA	465		11 409,20

SECTION 52d REPORT FORTH QUARTER ENDED 30 JUNE 2023

ITEM DESCRIPTION	EMP CODE	NAME	DEPT	REFERENCE	MTD AMT
ACTING ALLOWANCE	145282	JEKE Z	623		400,95
ACTING ALLOWANCE	145291	MADYIBI M	465		12 209,20
ACTING ALLOWANCE	148130	SIFUMBA N	462		13 848,47
ACTING ALLOWANCE	400868	ZIMELA V	465		9 252,53
ACTING ALLOWANCE	410052	SOSIKELA M	670		11 134,40
ACTING ALLOWANCE	1463560	NANGE S	100		877,30
					74 024,03
STRUCTURED O/T RTE 1.5	2604	NDAMASE Z	503		214,18
STRUCTURED O/T RTE 1.5	7653	MATAKANE ZA	711		844,00
STRUCTURED O/T RTE 1.5	9138	MBIMBI TS	402		723,43
STRUCTURED O/T RTE 1.5	14568	DWAYI B	402		876,59
STRUCTURED O/T RTE 1.5	14593	DAYENI N	402		876,59
STRUCTURED O/T RTE 1.5	20177	MNVATHELI B	617		1 927,60
STRUCTURED O/T RTE 1.5	20192	TSHAKA TV	503		1 392,15
STRUCTURED O/T RTE 1.5	20256	CIVANE N	789		1 973,76
STRUCTURED O/T RTE 1.5	20261	MAHOLA KX	711		984,68
STRUCTURED O/T RTE 1.5	30006	BANGO-LUTI K	711		1 713,42
STRUCTURED O/T RTE 1.5	30049	QAWUKA Z	621		1 205,71
STRUCTURED O/T RTE 1.5	145019	TSHAYINGWE S	400		1 315,84
STRUCTURED O/T RTE 1.5	145197	MSUTHU N	617		292,20
STRUCTURED O/T RTE 1.5	145206	TSHETU Z	617		2 119,49
STRUCTURED O/T RTE 1.5	146292	NTONGA N	621		951,09
STRUCTURED O/T RTE 1.5	146322	GWETNSHULA A	408		570,66
STRUCTURED O/T RTE 1.5	146432	LENGISI Z	711		292,20
STRUCTURED O/T RTE 1.5	146566	LANGENI M	617		1 168,79
STRUCTURED O/T RTE 1.5	148045	MBULAWA T	520		2 126,11
STRUCTURED O/T RTE 1.5	148180	MASELA S	617		1 594,58
STRUCTURED O/T RTE 1.5	148185	MPOZA MZ	617		1 063,05
STRUCTURED O/T RTE 1.5	148196	POSWA H	617		531,53
STRUCTURED O/T RTE 1.5	148201	ROZANI ZC	617		1 594,58
STRUCTURED O/T RTE 1.5	148338	SITETE P	462		1 528,97
STRUCTURED O/T RTE 1.5	148339	ZWENI N	462		1 528,97
STRUCTURED O/T RTE 1.5	148414	CHARLES A	402		2 121,08
STRUCTURED O/T RTE 1.5	148421	MNUKWA BL	402		259,50
STRUCTURED O/T RTE 1.5	148439	MBUNYE A	601		3 336,43
STRUCTURED O/T RTE 1.5	148468	VA Y	601		339,77
STRUCTURED O/T RTE 1.5	148520	KANI P	610		764,48
STRUCTURED O/T RTE 1.5	1463423	PETER S	711		389,60
STRUCTURED O/T RTE 1.5	1480051	FOLO-MATAMBO NG	205		354,35
STRUCTURED O/T RTE 1.5	1483498	MZAWUZIWA VW	788		1 973,76
STRUCTURED O/T RTE 2X	2604	NDAMASE Z	503		285,57
STRUCTURED O/T RTE 2X	7653	MATAKANE ZA	711		964,57
STRUCTURED O/T RTE 2X	9138	MBIMBI TS	402		964,57

SECTION 52d REPORT FORTH QUARTER ENDED 30 JUNE 2023

ITEM DESCRIPTION	EMP CODE	NAME	DEPT	REFERENCE	MTD AMT
STRUCTURED O/T RTE 2X	13400	SOKHANYILE NK	711		964,57
STRUCTURED O/T RTE 2X	14568	DWAYI B	402		1 168,79
STRUCTURED O/T RTE 2X	14589	FEKISI NT	711		1 038,92
STRUCTURED O/T RTE 2X	14593	DAYENI N	402		1 168,79
STRUCTURED O/T RTE 2X	20129	NKQAYINI N	711		571,14
STRUCTURED O/T RTE 2X	20177	MNYATHELI B	617		3 141,27
STRUCTURED O/T RTE 2X	20185	GODO T	711		285,57
STRUCTURED O/T RTE 2X	20192	TSHAKA TV	503		856,71
STRUCTURED O/T RTE 2X	20256	CIVANE N	789		2 631,68
STRUCTURED O/T RTE 2X	20261	MAHOLA KX	711		1 531,72
STRUCTURED O/T RTE 2X	20270	NGENO TO	711		428,36
STRUCTURED O/T RTE 2X	30006	BANGO-LUTI K	711		1 142,28
STRUCTURED O/T RTE 2X	145019	TSHAYINGWE S	400		1 754,45
STRUCTURED O/T RTE 2X	145197	MSUTHU N	617		779,19
STRUCTURED O/T RTE 2X	145206	TSHETU Z	617		3 453,98
STRUCTURED O/T RTE 2X	146322	GWETNSHULA A	408		760,87
STRUCTURED O/T RTE 2X	146432	LENGISI Z	711		389,60
STRUCTURED O/T RTE 2X	146558	GODLOZA K	711		259,73
STRUCTURED O/T RTE 2X	146559	MAHLATHI S	711		519,46
STRUCTURED O/T RTE 2X	146565	MAQUPA Z	711		259,73
STRUCTURED O/T RTE 2X	146566	LANGENI M	617		1 558,38
STRUCTURED O/T RTE 2X	148045	MBULAWA T	520		1 889,87
STRUCTURED O/T RTE 2X	148180	MASELA S	617		2 598,57
STRUCTURED O/T RTE 2X	148185	MPOZA MZ	617		1 417,40
STRUCTURED O/T RTE 2X	148196	POSWA H	617		1 417,40
STRUCTURED O/T RTE 2X	148201	ROZANI ZC	617		2 598,57
STRUCTURED O/T RTE 2X	148338	SITETE P	462		2 491,65
STRUCTURED O/T RTE 2X	148339	ZWENI N	462		2 491,65
STRUCTURED O/T RTE 2X	148414	CHARLES A	402		2 828,10
STRUCTURED O/T RTE 2X	148421	MNUKWA BL	402		807,32
STRUCTURED O/T RTE 2X	148439	MBUNYE A	601		2 965,72
STRUCTURED O/T RTE 2X	148520	KANI P	610		1 019,31
STRUCTURED O/T RTE 2X	410156	LUFUTA AE	711		779,19
STRUCTURED O/T RTE 2X	1463423	PETER S	711		259,73
STRUCTURED O/T RTE 2X	1480051	FOLO-MATAMBO NG	205		354,35
STRUCTURED O/T RTE 2X	1480061	SIBACA A	612		354,35
STRUCTURED O/T RTE 2X	1483498	MZAWUZIWA VW	788		1 462,04
EMERGENCY O/T RTE 1.5	2481	MAFUYA M	601		3 441,64
EMERGENCY O/T RTE 1.5	2482	MOERANE L	603		6 959,04
EMERGENCY O/T RTE 1.5	2483	NDWANDWA AS	603		6 959,04
EMERGENCY O/T RTE 1.5	2624	GWEXE LK	602		9 242,47
EMERGENCY O/T RTE 1.5	10087	MDUTYANA SM	604		3 134,86
EMERGENCY O/T RTE 1.5	10094	MFENGU G	603		3 014,29

SECTION 52d REPORT FORTH QUARTER ENDED 30 JUNE 2023

ITEM DESCRIPTION	EMP CODE	NAME	DEPT	REFERENCE	MTD AMT
EMERGENCY O/T RTE 1.5	10515	KHUBAYI JF	600		10 028,72
EMERGENCY O/T RTE 1.5	14500	BEKISA V	604		3 014,29
EMERGENCY O/T RTE 1.5	14725	KHALA S	604		3 074,57
EMERGENCY O/T RTE 1.5	14732	ZWENI MONWABISI M	603		3 558,79
EMERGENCY O/T RTE 1.5	14733	NGCINGI LR	600		4 919,45
EMERGENCY O/T RTE 1.5	14837	MASHIYI M	601		3 617,14
EMERGENCY O/T RTE 1.5	14845	PHILLIP RL	604		4 266,93
EMERGENCY O/T RTE 1.5	14888	NZOLO M	616		3 837,86
EMERGENCY O/T RTE 1.5	20296	VITOLI M	600		2 677,22
EMERGENCY O/T RTE 1.5	20298	YEKANI L	600		2 623,68
EMERGENCY O/T RTE 1.5	20306	MACINGWANE M	600		2 570,13
EMERGENCY O/T RTE 1.5	40020	MDA OS	603		8 557,85
EMERGENCY O/T RTE 1.5	145150	DOKWANA ND	600		4 972,82
EMERGENCY O/T RTE 1.5	145154	KALIMASHE IS	600		7 249,00
EMERGENCY O/T RTE 1.5	145158	MANAMATHELA TT	600		7 538,96
EMERGENCY O/T RTE 1.5	145159	MKHIZE S	600		7 249,00
EMERGENCY O/T RTE 1.5	145162	TIYA PM	600		8 215,53
EMERGENCY O/T RTE 1.5	145165	GANDILANGA ZA	600		7 393,98
EMERGENCY O/T RTE 1.5	145238	MBAMBISA K	600		7 538,96
EMERGENCY O/T RTE 1.5	148213	GXABA N	602		2 126,11
EMERGENCY O/T RTE 1.5	148227	QEGU V	616		2 303,28
EMERGENCY O/T RTE 1.5	148238	MADELA S	602		3 926,53
EMERGENCY O/T RTE 1.5	148243	MTSELU L	602		3 617,14
EMERGENCY O/T RTE 1.5	148518	NONJOVU M	610		2 548,28
EMERGENCY O/T RTE 1.5	400870	PATSO T	600		7 651,03
EMERGENCY O/T RTE 1.5	1463572	MSITSHANA ME	602		4 808,00
EMERGENCY O/T RTE 1.5	1480054	GOLI S	602		2 303,28
EMERGENCY O/T RTE 1.5	1483459	DILELENGANA NI	853		4 730,24
EMERGENCY O/T RTE 2X	2482	MOERANE L	603		6 185,81
EMERGENCY O/T RTE 2X	2483	NDWANDWA AS	603		5 799,20
EMERGENCY O/T RTE 2X	2624	GWEXE LK	602		5 933,44
EMERGENCY O/T RTE 2X	10087	MDUTYANA SM	604		2 250,67
EMERGENCY O/T RTE 2X	10094	MFENGU G	603		2 411,43
EMERGENCY O/T RTE 2X	10515	KHUBAYI JF	600		4 457,21
EMERGENCY O/T RTE 2X	14500	BEKISA V	604		2 411,43
EMERGENCY O/T RTE 2X	14725	KHALA S	604		2 250,67
EMERGENCY O/T RTE 2X	14732	ZWENI MONWABISI M	603		2 847,03
EMERGENCY O/T RTE 2X	14733	NGCINGI LR	600		3 531,91
EMERGENCY O/T RTE 2X	14837	MASHIYI M	601		1 607,62
EMERGENCY O/T RTE 2X	14845	PHILLIP RL	604		3 063,44
EMERGENCY O/T RTE 2X	14888	NZOLO M	616		2 046,86
EMERGENCY O/T RTE 2X	20296	VITOLI M	600		1 998,99
EMERGENCY O/T RTE 2X	20298	YEKANI L	600		999,50

SECTION 52d REPORT FORTH QUARTER ENDED 30 JUNE 2023

ITEM DESCRIPTION	EMP CODE	NAME	DEPT	REFERENCE	MTD AMT
EMERGENCY O/T RTE 2X	20306	MACINGWANE M	600		2 284,56
EMERGENCY O/T RTE 2X	40020	MDA OS	603		6 846,28
EMERGENCY O/T RTE 2X	145150	DOKWANA ND	600		1 159,84
EMERGENCY O/T RTE 2X	145154	KALIMASHE IS	600		5 412,59
EMERGENCY O/T RTE 2X	145158	MANAMATHELA TT	600		5 412,59
EMERGENCY O/T RTE 2X	145159	MKHIZE S	600		5 799,20
EMERGENCY O/T RTE 2X	145162	TIYA PM	600		4 107,77
EMERGENCY O/T RTE 2X	145165	GANDILANGA ZA	600		5 412,59
EMERGENCY O/T RTE 2X	145238	MBAMBISA K	600		5 412,59
EMERGENCY O/T RTE 2X	148213	GXABA N	602		1 771,76
EMERGENCY O/T RTE 2X	148227	QEGU V	616		1 653,64
EMERGENCY O/T RTE 2X	148238	MADELA S	602		1 495,82
EMERGENCY O/T RTE 2X	148243	MTSELU L	602		1 607,62
EMERGENCY O/T RTE 2X	148518	NONJOVU M	610		1 132,57
EMERGENCY O/T RTE 2X	400870	PATSO T	600		6 800,91
EMERGENCY O/T RTE 2X	1463572	MSITSHANA ME	602		2 136,89
EMERGENCY O/T RTE 2X	1480054	GOLI S	602		1 653,64
EMERGENCY O/T RTE 2X	1483459	DLELENGANA NI	853		3 784,19
					372 914,63
SUN/PUBH RTE 1.5	834	VAVA NN	469		2 617,61
SUN/PUBH RTE 1.5	2132	MANGQISHI T	617		1 070,89
SUN/PUBH RTE 1.5	2500	TYALENI N	540		1 526,94
SUN/PUBH RTE 1.5	2510	MAGADE K	465		4 129,96
SUN/PUBH RTE 1.5	2512	NYOKA S	465		8 259,93
SUN/PUBH RTE 1.5	2513	TETA Z	465		8 259,93
SUN/PUBH RTE 1.5	2515	MAXWEBISA M	623		4 977,25
SUN/PUBH RTE 1.5	2519	BEKENTLA ZL	623		3 100,04
SUN/PUBH RTE 1.5	2520	MASELA N	465		5 162,45
SUN/PUBH RTE 1.5	2523	DLENGANE S	465		1 708,22
SUN/PUBH RTE 1.5	2524	MATHAMBO N	465		4 129,96
SUN/PUBH RTE 1.5	2525	HIKI ES	465		3 397,97
SUN/PUBH RTE 1.5	2530	KATYWA S	465		4 129,96
SUN/PUBH RTE 1.5	2533	MANDINDI M	465		3 397,97
SUN/PUBH RTE 1.5	2534	NONKASA M	465		6 194,94
SUN/PUBH RTE 1.5	2535	MADIKIZELA S	465		10 324,91
SUN/PUBH RTE 1.5	2536	MAFANYA V	540		5 235,21
SUN/PUBH RTE 1.5	2537	MATTI S	540		8 943,49
SUN/PUBH RTE 1.5	2539	SKADE ZM	540		5 235,21
SUN/PUBH RTE 1.5	2543	XOZWA B	540		6 959,04
SUN/PUBH RTE 1.5	2545	XONYWA NS	623		2 064,98
SUN/PUBH RTE 1.5	2553	NGONYAMA SG	623		6 367,03
SUN/PUBH RTE 1.5	2556	MTINI S	465		2 437,80
SUN/PUBH RTE 1.5	2558	MPEMNYAMA BE	463		10 728,52

SECTION 52d REPORT FORTH QUARTER ENDED 30 JUNE 2023

ITEM DESCRIPTION	EMP CODE	NAME	DEPT	REFERENCE	MTD AMT
SUN/PUBH RTE 1.5	2560	MPHAKAMA N	540		1 526,94
SUN/PUBH RTE 1.5	2563	BOKODA MT	465		4 270,54
SUN/PUBH RTE 1.5	2565	TSHIKILA N	465		6 194,94
SUN/PUBH RTE 1.5	2569	NTSANGANI A	465		6 194,94
SUN/PUBH RTE 1.5	2571	BOYA V	540		1 526,94
SUN/PUBH RTE 1.5	2575	MANENGELE N	465		6 194,94
SUN/PUBH RTE 1.5	2579	MPANDE-BOKODA N	465		1 708,22
SUN/PUBH RTE 1.5	2580	NOMLOMO ZV	465		4 129,96
SUN/PUBH RTE 1.5	2583	VUTELA N	463		3 479,52
SUN/PUBH RTE 1.5	2585	MGIDI EQ	465		4 129,96
SUN/PUBH RTE 1.5	2589	LINDANI BH	465		10 231,01
SUN/PUBH RTE 1.5	2601	MTHELELI V	463		3 479,52
SUN/PUBH RTE 1.5	2655	KUZA L	617		8 557,85
SUN/PUBH RTE 1.5	2700	GWAZELA F	625		1 412,99
SUN/PUBH RTE 1.5	2701	MAQWELANA S	465		4 808,00
SUN/PUBH RTE 1.5	2702	BAYI V	625		1 392,15
SUN/PUBH RTE 1.5	2703	NTWANAMBI B	623		4 887,26
SUN/PUBH RTE 1.5	2972	NONXUBA PW	465		2 562,33
SUN/PUBH RTE 1.5	2980	MAKROTI B	623		4 129,96
SUN/PUBH RTE 1.5	2981	ZIDILELE S	465		5 891,34
SUN/PUBH RTE 1.5	2982	MPAMBAT	623		2 270,52
SUN/PUBH RTE 1.5	2988	MALIWA M	709		10 462,62
SUN/PUBH RTE 1.5	6949	KHOALI WS	465		4 650,06
SUN/PUBH RTE 1.5	7808	POSWA VV	617		11 561,95
SUN/PUBH RTE 1.5	7950	NTSENTSELELE NB	617		844,00
SUN/PUBH RTE 1.5	10441	NOFUMA B	465		4 650,06
SUN/PUBH RTE 1.5	10500	MADAYI B	600		2 237,06
SUN/PUBH RTE 1.5	10503	NOAH M	600		4 345,78
SUN/PUBH RTE 1.5	10521	DELEKI B	600		3 769,48
SUN/PUBH RTE 1.5	12333	PHANDLE N	465		4 650,06
SUN/PUBH RTE 1.5	12438	MBHALO NN	617		1 929,14
SUN/PUBH RTE 1.5	12510	MASONDWANA F	618		1 205,71
SUN/PUBH RTE 1.5	12774	MANYABA NP	465		4 650,06
SUN/PUBH RTE 1.5	12782	SKAAP CNN	465		4 650,06
SUN/PUBH RTE 1.5	12936	MININGWA NS	465		2 562,33
SUN/PUBH RTE 1.5	13030	MASONDWANA L	618		1 567,43
SUN/PUBH RTE 1.5	13216	NTSHOTSHO M	618		602,86
SUN/PUBH RTE 1.5	13262	NGWADLA NN	617		602,86
SUN/PUBH RTE 1.5	13344	MBESI BN	465		4 650,06
SUN/PUBH RTE 1.5	13351	NDAMASE NK	617		1 205,71
SUN/PUBH RTE 1.5	13375	SWARTBOOI NC	465		1 708,22
SUN/PUBH RTE 1.5	13671	SOMDAKA B	617		2 170,29
SUN/PUBH RTE 1.5	14073	TSHISA TA	463		3 479,52

SECTION 52d REPORT FORTH QUARTER ENDED 30 JUNE 2023

ITEM DESCRIPTION	EMP CODE	NAME	DEPT	REFERENCE	MTD AMT
SUN/PUBH RTE 1.5	14098	PUNGULWA M	541		5 894,24
SUN/PUBH RTE 1.5	14108	NONDUDULE K	465		6 975,08
SUN/PUBH RTE 1.5	14348	MBILINI PM	465		6 975,08
SUN/PUBH RTE 1.5	14529	MZAMO K	623		2 562,33
SUN/PUBH RTE 1.5	14573	DAYISE MN	617		1 071,39
SUN/PUBH RTE 1.5	14574	GADLELA N	625		1 168,79
SUN/PUBH RTE 1.5	14582	PHONGOSHE F	617		1 558,38
SUN/PUBH RTE 1.5	14586	BACELA P	625		1 168,79
SUN/PUBH RTE 1.5	14590	MDUTYULWA F	617		1 558,38
SUN/PUBH RTE 1.5	14901	NOMANA V	623		7 142,59
SUN/PUBH RTE 1.5	15214	GQOKONQANA N	465		7 852,82
SUN/PUBH RTE 1.5	15493	KWEBA JA	465		4 650,06
SUN/PUBH RTE 1.5	15574	SITYO JS	465		6 975,08
SUN/PUBH RTE 1.5	15582	MAYEKISO ZW	465		4 992,98
SUN/PUBH RTE 1.5	15655	MAQUNGO P	540		5 235,21
SUN/PUBH RTE 1.5	15831	GABADA M	540		1 719,15
SUN/PUBH RTE 1.5	16560	MAHOGO S	465		4 650,06
SUN/PUBH RTE 1.5	16577	TAMBODALA NC	465		6 975,08
SUN/PUBH RTE 1.5	16585	MNCONYWA W	465		4 650,06
SUN/PUBH RTE 1.5	16592	SITYEBI M	465		6 975,08
SUN/PUBH RTE 1.5	16602	PHAKAMILE M	463		5 799,20
SUN/PUBH RTE 1.5	16626	MAQOLO M	465		5 812,57
SUN/PUBH RTE 1.5	16665	NIJVA N	465		4 650,06
SUN/PUBH RTE 1.5	16898	SANDLA L	618		1 567,43
SUN/PUBH RTE 1.5	17370	MABHODLI N	540		5 894,24
SUN/PUBH RTE 1.5	17973	MAGCAYI M	463		2 064,98
SUN/PUBH RTE 1.5	17981	MAKHAYA V	463		7 168,84
SUN/PUBH RTE 1.5	18054	MRWETYANA M	465		6 544,01
SUN/PUBH RTE 1.5	18086	VAPI VM	465		5 894,24
SUN/PUBH RTE 1.5	19874	MVAKWENDLU VB	540		9 300,11
SUN/PUBH RTE 1.5	20002	QULU S	465		4 650,06
SUN/PUBH RTE 1.5	20004	MOMOZA L	465		7 079,10
SUN/PUBH RTE 1.5	20010	DEKU V	465		6 975,08
SUN/PUBH RTE 1.5	20011	FUTSHANE AN	465		6 975,08
SUN/PUBH RTE 1.5	20017	NQEKETHO N	828		2 947,12
SUN/PUBH RTE 1.5	20019	TSHUKU AN	463		10 728,52
SUN/PUBH RTE 1.5	20021	LUDDI PL	465		6 975,08
SUN/PUBH RTE 1.5	20022	NONGQWEBO-VILO NP	465		9 086,95
SUN/PUBH RTE 1.5	20025	NDUBE NR	465		7 168,84
SUN/PUBH RTE 1.5	20027	FUKULWANA G	465		3 397,97
SUN/PUBH RTE 1.5	20030	NTLEKI NP	623		8 841,36
SUN/PUBH RTE 1.5	20037	MAXAMBELA T	465		6 975,08
SUN/PUBH RTE 1.5	20055	DUKISO N	623		5 162,45

SECTION 52d REPORT FORTH QUARTER ENDED 30 JUNE 2023

ITEM DESCRIPTION	EMP CODE	NAME	DEPT	REFERENCE	MTD AMT
SUN/PUBH RTE 1.5	20070	GONYA B	623		3 416,43
SUN/PUBH RTE 1.5	20103	CETYWAYO P	540		5 894,24
SUN/PUBH RTE 1.5	20105	BALELO S	540		10 069,32
SUN/PUBH RTE 1.5	20106	APRIL M	540		10 069,32
SUN/PUBH RTE 1.5	20107	DUKU W	540		5 894,24
SUN/PUBH RTE 1.5	20109	SOMKOKO Z	540		5 894,24
SUN/PUBH RTE 1.5	20123	FELLOTS C	465		2 562,33
SUN/PUBH RTE 1.5	20125	NOKILANA NP	465		4 270,54
SUN/PUBH RTE 1.5	20127	GUBANCA N	465		4 270,54
SUN/PUBH RTE 1.5	20128	MBEBE B	465		1 708,22
SUN/PUBH RTE 1.5	20131	DLAMINI N	617		1 392,15
SUN/PUBH RTE 1.5	20139	MBOTHWE - GCABA SF	465		2 562,33
SUN/PUBH RTE 1.5	20141	GQOBOKA VS	617		695,09
SUN/PUBH RTE 1.5	20145	NDOTSHANGA N	465		3 416,43
SUN/PUBH RTE 1.5	20150	NTABENI M	465		2 562,33
SUN/PUBH RTE 1.5	20154	TYABUKO Z	465		2 570,13
SUN/PUBH RTE 1.5	20155	MAHENEZA LL	617		1 177,98
SUN/PUBH RTE 1.5	20175	TEKETA VN	465		2 562,33
SUN/PUBH RTE 1.5	20179	MACUBENI N	617		1 392,15
SUN/PUBH RTE 1.5	20198	KHANYIWE N	617		1 927,60
SUN/PUBH RTE 1.5	20201	MNCWATI NC	465		1 708,22
SUN/PUBH RTE 1.5	20205	MVUNDLELA L	617		1 392,15
SUN/PUBH RTE 1.5	20210	MANGE WP	465		4 270,54
SUN/PUBH RTE 1.5	20213	CIYANE I	617		1 177,98
SUN/PUBH RTE 1.5	20220	MQIKELA N	465		3 416,43
SUN/PUBH RTE 1.5	20243	COSANA MV	465		1 708,22
SUN/PUBH RTE 1.5	20251	NGCOTWANA N	465		3 416,43
SUN/PUBH RTE 1.5	20264	NGCUNUKANA V	465		2 562,33
SUN/PUBH RTE 1.5	20297	WILLIAMS E	465		1 708,22
SUN/PUBH RTE 1.5	30014	SONGWEVU S	465		4 270,54
SUN/PUBH RTE 1.5	30017	NGQOBOKA XN	465		3 336,43
SUN/PUBH RTE 1.5	30019	RIGHT S	625		1 927,60
SUN/PUBH RTE 1.5	30024	JOJWANA M	465		1 668,22
SUN/PUBH RTE 1.5	30026	NONTOMBANA LL	465		3 336,43
SUN/PUBH RTE 1.5	30031	KAMNQA N	465		3 336,43
SUN/PUBH RTE 1.5	30033	MITCHLEY TD	465		2 502,33
SUN/PUBH RTE 1.5	30072	NCEKO S S	465		3 336,43
SUN/PUBH RTE 1.5	30081	TOMSANA V	465		6 194,94
SUN/PUBH RTE 1.5	40013	YAMAPHI BH	623		2 064,98
SUN/PUBH RTE 1.5	40014	BOZO S	623		4 129,96
SUN/PUBH RTE 1.5	40015	VAKELE S	623		6 194,94
SUN/PUBH RTE 1.5	40016	VAKELE B	465		3 336,43
SUN/PUBH RTE 1.5	40071	POSWA A	465		4 650,06

SECTION 52d REPORT FORTH QUARTER ENDED 30 JUNE 2023

ITEM DESCRIPTION	EMP CODE	NAME	DEPT	REFERENCE	MTD AMT
SUN/PUBH RTE 1.5	145149	MFHLO AA	708		2 064,98
SUN/PUBH RTE 1.5	145152	DOSI Z	709		4 129,96
SUN/PUBH RTE 1.5	145155	MADLALA MM	709		3 097,47
SUN/PUBH RTE 1.5	145156	NONDLEVU ZP	709		4 129,96
SUN/PUBH RTE 1.5	145160	MPAMBANI NP	709		9 292,42
SUN/PUBH RTE 1.5	145183	CETYIWE Z	465		3 336,43
SUN/PUBH RTE 1.5	145186	FLY N	465		3 336,43
SUN/PUBH RTE 1.5	145194	CENGE X	617		1 753,18
SUN/PUBH RTE 1.5	145195	TIYA Y	617		486,99
SUN/PUBH RTE 1.5	145199	SOKANYILE X	617		779,19
SUN/PUBH RTE 1.5	145200	MBILA NB	617		1 753,18
SUN/PUBH RTE 1.5	145201	DIKANA - QWESHA S	617		779,19
SUN/PUBH RTE 1.5	145203	MADIKIZELA AH	617		1 558,38
SUN/PUBH RTE 1.5	145216	GWJJI MS	617		1 266,18
SUN/PUBH RTE 1.5	145218	MANDLEVU B	618		2 825,99
SUN/PUBH RTE 1.5	145230	MPAPELA L	600		7 227,44
SUN/PUBH RTE 1.5	145250	MXEZENGANA L	623		2 562,33
SUN/PUBH RTE 1.5	145251	NDAYI M	623		4 270,54
SUN/PUBH RTE 1.5	145256	SALAYI H	463		3 416,43
SUN/PUBH RTE 1.5	145257	SONTUNDU M	623		1 708,22
SUN/PUBH RTE 1.5	145259	DALINDYEBO N	465		1 708,22
SUN/PUBH RTE 1.5	145260	NOZINTABA T	465		2 562,33
SUN/PUBH RTE 1.5	145261	FUDUSWA S	623		1 708,22
SUN/PUBH RTE 1.5	145263	MJALI S	465		4 270,54
SUN/PUBH RTE 1.5	145267	DUDUMAYO T	623		2 562,33
SUN/PUBH RTE 1.5	145268	KLAAS SA	465		2 562,33
SUN/PUBH RTE 1.5	145269	KOMANISI Z	623		1 708,22
SUN/PUBH RTE 1.5	145270	MAYEKISO N	465		854,11
SUN/PUBH RTE 1.5	145272	DLANIWA B	623		1 708,22
SUN/PUBH RTE 1.5	145274	NDYIKITYA L	623		4 270,54
SUN/PUBH RTE 1.5	145275	KATA S	465		3 416,43
SUN/PUBH RTE 1.5	145277	SIDLOYI B	623		2 562,33
SUN/PUBH RTE 1.5	145278	MAZWI NV	465		3 416,43
SUN/PUBH RTE 1.5	145279	NGONYAMA K	623		1 708,22
SUN/PUBH RTE 1.5	145280	GCABA N	465		3 416,43
SUN/PUBH RTE 1.5	145281	MAKAULA K	623		5 124,65
SUN/PUBH RTE 1.5	145282	JEKE Z	623		1 708,22
SUN/PUBH RTE 1.5	145284	KUJLA M	623		4 270,54
SUN/PUBH RTE 1.5	145285	SIBEKO STWAYI S	465		2 562,33
SUN/PUBH RTE 1.5	145286	MAQOKOLO Z	465		5 124,65
SUN/PUBH RTE 1.5	145293	MBANGATA NM	623		1 708,22
SUN/PUBH RTE 1.5	145294	TAMBO SW	623		4 270,54
SUN/PUBH RTE 1.5	145295	MTSHISA V	623		5 124,65

SECTION 52d REPORT FORTH QUARTER ENDED 30 JUNE 2023

ITEM DESCRIPTION	EMP CODE	NAME	DEPT	REFERENCE	MTD AMT
SUN/PUBH RTE 1.5	145298	SITELO J	465		4 270,54
SUN/PUBH RTE 1.5	145300	BAMBENI L	623		4 270,54
SUN/PUBH RTE 1.5	145302	MATUBATUBA T	465		3 416,43
SUN/PUBH RTE 1.5	145306	MAFU D	465		4 270,54
SUN/PUBH RTE 1.5	146296	NIKELO M	600		4 047,15
SUN/PUBH RTE 1.5	146311	NKOVU Z	402		1 141,31
SUN/PUBH RTE 1.5	146313	NDOVA-NDILA N	408		1 711,97
SUN/PUBH RTE 1.5	146315	NDEVU N	617		1 521,75
SUN/PUBH RTE 1.5	146318	HOWANA NL	620		1 141,31
SUN/PUBH RTE 1.5	146319	MCELU TT	617		1 711,97
SUN/PUBH RTE 1.5	146323	NDZABELA N	617		1 521,75
SUN/PUBH RTE 1.5	146325	MADIKANE S	625		951,09
SUN/PUBH RTE 1.5	146326	MTSHAFELE N	620		1 236,42
SUN/PUBH RTE 1.5	146431	QASHANI Z	617		1 753,18
SUN/PUBH RTE 1.5	146437	PANXANA N	617		1 558,38
SUN/PUBH RTE 1.5	146439	LULWANDLE Z	625		1 168,79
SUN/PUBH RTE 1.5	146444	HLATHI N	617		1 168,79
SUN/PUBH RTE 1.5	146549	GANA N	617		1 266,18
SUN/PUBH RTE 1.5	146551	MAKELENI CN	617		1 558,38
SUN/PUBH RTE 1.5	146552	SOBUZA N	625		584,39
SUN/PUBH RTE 1.5	146555	SITETO X	625		1 168,79
SUN/PUBH RTE 1.5	146560	SIDLAYI N	617		1 266,18
SUN/PUBH RTE 1.5	146561	NOMANDELA N	617		1 753,18
SUN/PUBH RTE 1.5	146562	SIFUMBA N	617		1 753,18
SUN/PUBH RTE 1.5	146563	WAKABA N	625		1 266,18
SUN/PUBH RTE 1.5	148004	BLAAL S	307		1 063,05
SUN/PUBH RTE 1.5	148006	NGOMBANE GW	307		1 417,40
SUN/PUBH RTE 1.5	148007	MGOLOMBANE PP	307		885,88
SUN/PUBH RTE 1.5	148009	FODO N	307		1 151,64
SUN/PUBH RTE 1.5	148012	GODONGWANA P	307		1 151,64
SUN/PUBH RTE 1.5	148014	MQO SN	307		1 151,64
SUN/PUBH RTE 1.5	148017	KHOTSO BI	307		1 151,64
SUN/PUBH RTE 1.5	148018	KHUZANI Z	307		885,88
SUN/PUBH RTE 1.5	148020	KHULELEZWENI V	307		1 063,05
SUN/PUBH RTE 1.5	148022	KREWU SS	307		885,88
SUN/PUBH RTE 1.5	148023	KWAZA Y	307		442,94
SUN/PUBH RTE 1.5	148025	KWATSHA CN	307		885,88
SUN/PUBH RTE 1.5	148035	MATHISO N	307		1 063,05
SUN/PUBH RTE 1.5	148037	MAWASA N	307		885,88
SUN/PUBH RTE 1.5	148043	MBINQO NT	307		1 063,05
SUN/PUBH RTE 1.5	148047	MCUNUKWANA M	307		1 063,05
SUN/PUBH RTE 1.5	148049	MDUZULWANA NP	307		1 151,64
SUN/PUBH RTE 1.5	148050	MEMANI Z	307		885,88

SECTION 52d REPORT FORTH QUARTER ENDED 30 JUNE 2023

ITEM DESCRIPTION	EMP CODE	NAME	DEPT	REFERENCE	MTD AMT
SUN/PUBH RTE 1.5	148051	MGWEBAN	307		885,88
SUN/PUBH RTE 1.5	148054	MKONTO B	307		1 328,82
SUN/PUBH RTE 1.5	148055	MKUPA S	307		885,88
SUN/PUBH RTE 1.5	148057	MPISI N	307		1 151,64
SUN/PUBH RTE 1.5	148067	NDLEBE L	307		1 063,05
SUN/PUBH RTE 1.5	148068	NDUMELAN	307		885,88
SUN/PUBH RTE 1.5	148077	NONTYI T	307		1 063,05
SUN/PUBH RTE 1.5	148079	NOZIBELE FB	307		1 151,64
SUN/PUBH RTE 1.5	148083	NYANGANI DB	307		1 063,05
SUN/PUBH RTE 1.5	148086	PHIKA T	307		1 151,64
SUN/PUBH RTE 1.5	148090	SUAJI L	307		531,53
SUN/PUBH RTE 1.5	148092	SIVUNGU N	307		1 063,05
SUN/PUBH RTE 1.5	148093	SITHOLE A	307		1 151,64
SUN/PUBH RTE 1.5	148094	SOBHEKWA N	307		885,88
SUN/PUBH RTE 1.5	148095	SONGCA N	307		885,88
SUN/PUBH RTE 1.5	148103	VAYISI P	1		990,07
SUN/PUBH RTE 1.5	148120	DYONGOSI N	462		2 119,49
SUN/PUBH RTE 1.5	148121	JARA N	462		2 825,99
SUN/PUBH RTE 1.5	148122	LUSITI- MTWA N	462		2 825,99
SUN/PUBH RTE 1.5	148123	MAFU N	462		3 532,48
SUN/PUBH RTE 1.5	148124	MNYILA TD	462		2 119,49
SUN/PUBH RTE 1.5	148126	MQHAMANE MAKHAMBA NA	462		2 119,49
SUN/PUBH RTE 1.5	148127	NOLAWU V	462		3 532,48
SUN/PUBH RTE 1.5	148128	NTULO B	462		2 119,49
SUN/PUBH RTE 1.5	148129	NYANISA S	462		5 651,97
SUN/PUBH RTE 1.5	148131	SIGONYA NP	462		2 825,99
SUN/PUBH RTE 1.5	148133	SIQONGANA S	462		2 825,99
SUN/PUBH RTE 1.5	148137	DUKA S	464		7 757,59
SUN/PUBH RTE 1.5	148138	LEBENYA P	464		4 541,03
SUN/PUBH RTE 1.5	148139	MBULUNGWANA S	464		6 811,55
SUN/PUBH RTE 1.5	148141	NQOLOBE SA	464		4 541,03
SUN/PUBH RTE 1.5	148142	SOLOMON S	464		1 324,47
SUN/PUBH RTE 1.5	148143	YEDWA S	464		5 487,08
SUN/PUBH RTE 1.5	148158	DANIEL U	617		1 151,64
SUN/PUBH RTE 1.5	148168	KOBOLEKIM	617		1 063,05
SUN/PUBH RTE 1.5	148188	NDENDELA Y	617		708,70
SUN/PUBH RTE 1.5	148200	QULU A	617		1 151,64
SUN/PUBH RTE 1.5	148203	SIKHALO M	617		1 063,05
SUN/PUBH RTE 1.5	148207	VICE N	617		1 063,05
SUN/PUBH RTE 1.5	148208	XAWUKA Z	617		1 151,64
SUN/PUBH RTE 1.5	148209	NXEBA A	616		1 063,05
SUN/PUBH RTE 1.5	148218	MAKHWENKwana P	616		531,53
SUN/PUBH RTE 1.5	148234	DYAYIYA B	465		2 825,99

SECTION 52d REPORT FORTH QUARTER ENDED 30 JUNE 2023

ITEM DESCRIPTION	EMP CODE	NAME	DEPT	REFERENCE	MTD AMT
SUN/PUBH RTE 1.5	148240	MAQUKUMANA Z	465		2 825,99
SUN/PUBH RTE 1.5	148250	DIKI M	465		1 412,99
SUN/PUBH RTE 1.5	148251	DLULANI A	465		4 238,98
SUN/PUBH RTE 1.5	148252	DYANI N	465		3 532,48
SUN/PUBH RTE 1.5	148253	GONIWE M	465		4 238,98
SUN/PUBH RTE 1.5	148254	GQUTYANA N	465		4 238,98
SUN/PUBH RTE 1.5	148255	MADIKAZI ON	465		3 532,48
SUN/PUBH RTE 1.5	148257	MAPHELA F	465		2 119,49
SUN/PUBH RTE 1.5	148260	MAZAMISA Y	465		5 651,97
SUN/PUBH RTE 1.5	148262	MCHIZA BP	465		1 412,99
SUN/PUBH RTE 1.5	148263	MCUNUKELI ZE	465		1 412,99
SUN/PUBH RTE 1.5	148264	MONAKALI L	465		1 412,99
SUN/PUBH RTE 1.5	148265	MPAMBA SB	623		3 532,48
SUN/PUBH RTE 1.5	148266	MQUNGWANA F	465		2 825,99
SUN/PUBH RTE 1.5	148270	NDZAMELA T	465		2 119,49
SUN/PUBH RTE 1.5	148272	PINGO S	465		3 532,48
SUN/PUBH RTE 1.5	148276	TSIU AT	465		2 119,49
SUN/PUBH RTE 1.5	148323	MAKELENI N	601		1 063,05
SUN/PUBH RTE 1.5	148332	MAQUNGWANA ML	462		2 548,28
SUN/PUBH RTE 1.5	148333	MANGQWAMBI A	462		2 038,62
SUN/PUBH RTE 1.5	148334	DUBENI P	462		2 038,62
SUN/PUBH RTE 1.5	148343	PINDANI Z	462		1 019,31
SUN/PUBH RTE 1.5	148344	PINDANI N	462		2 038,62
SUN/PUBH RTE 1.5	148345	SOKHASI M	462		1 528,97
SUN/PUBH RTE 1.5	148346	GADLA L	462		2 548,28
SUN/PUBH RTE 1.5	148350	MADOLO - DALASA B	465		3 416,43
SUN/PUBH RTE 1.5	148351	KHOTHUNYAWO M	465		1 850,57
SUN/PUBH RTE 1.5	148352	GWILI Z	465		5 267,00
SUN/PUBH RTE 1.5	148353	ROLO V	462		1 708,22
SUN/PUBH RTE 1.5	148354	NOMLALA B	465		1 708,22
SUN/PUBH RTE 1.5	148355	MNYAKA KD	465		4 412,89
SUN/PUBH RTE 1.5	148356	MLILO T	465		1 708,22
SUN/PUBH RTE 1.5	148357	MIULWA M	465		5 267,00
SUN/PUBH RTE 1.5	148403	MZOKOSHE MS	462		4 911,86
SUN/PUBH RTE 1.5	148422	MOTI-NOMSOBO B	462		2 657,63
SUN/PUBH RTE 1.5	148424	GANI N	462		2 126,11
SUN/PUBH RTE 1.5	148425	HLANGANI Z	462		1 594,58
SUN/PUBH RTE 1.5	148426	NONGOGO B	462		1 594,58
SUN/PUBH RTE 1.5	148428	SIJADU S	462		1 594,58
SUN/PUBH RTE 1.5	148429	TYALI P	462		2 657,63
SUN/PUBH RTE 1.5	148430	VUMISA NC	462		2 126,11
SUN/PUBH RTE 1.5	148431	MATISO Z	462		1 594,58
SUN/PUBH RTE 1.5	148432	MZUZU N	462		1 594,58

SECTION 52d REPORT FORTH QUARTER ENDED 30 JUNE 2023

ITEM DESCRIPTION	EMP CODE	NAME	DEPT	REFERENCE	MTD AMT
SUN/PUBH RTE 1.5	148433	TSHINGANA PT	462		1 594,58
SUN/PUBH RTE 1.5	148435	PHALUME N	462		2 657,63
SUN/PUBH RTE 1.5	148436	TINTA SN	462		2 657,63
SUN/PUBH RTE 1.5	148460	MAQHUNYANA N	601		2 126,11
SUN/PUBH RTE 1.5	148467	NGUQU T	601		1 019,31
SUN/PUBH RTE 1.5	148472	KHESA L	601		2 075,98
SUN/PUBH RTE 1.5	148474	MAKHONGWANA C	601		2 594,97
SUN/PUBH RTE 1.5	148477	NGQUKUMBA TUSWA A	601		2 038,62
SUN/PUBH RTE 1.5	148478	SOGAYISE SM	601		2 548,28
SUN/PUBH RTE 1.5	148479	MANDELA-NDLAZULWANA N	601		2 038,62
SUN/PUBH RTE 1.5	148480	MPHAKO M	601		1 037,99
SUN/PUBH RTE 1.5	148483	TAYBOSS P	601		1 019,31
SUN/PUBH RTE 1.5	148495	MKUNYANA S	601		849,43
SUN/PUBH RTE 1.5	148497	GUQUKA N	601		1 359,08
SUN/PUBH RTE 1.5	148498	MAHLABELLULA A	462		2 548,28
SUN/PUBH RTE 1.5	148504	MNYANDA O	462		2 548,28
SUN/PUBH RTE 1.5	148506	ZUMA T	462		1 556,98
SUN/PUBH RTE 1.5	148508	TAYI M	623		2 548,28
SUN/PUBH RTE 1.5	148509	MSAZA L	623		2 038,62
SUN/PUBH RTE 1.5	148510	SIDUMO V	462		2 548,28
SUN/PUBH RTE 1.5	148511	METU N	462		2 548,28
SUN/PUBH RTE 1.5	148512	LUMKWANA S	462		2 548,28
SUN/PUBH RTE 1.5	148516	DINGISWAYO Y	610		1 528,97
SUN/PUBH RTE 1.5	148523	HASHE F	610		1 528,97
SUN/PUBH RTE 1.5	202099	MANCOTYWA S	462		2 631,68
SUN/PUBH RTE 1.5	400859	TYALI S	708		9 292,42
SUN/PUBH RTE 1.5	400871	CEBA RT	405		2 075,98
SUN/PUBH RTE 1.5	410074	MADIKANE V	541		8 943,49
SUN/PUBH RTE 1.5	410076	DLAMINI S	541		5 235,21
SUN/PUBH RTE 1.5	410079	ZANI SE	540		5 235,21
SUN/PUBH RTE 1.5	410081	MTWA BB	541		11 609,72
SUN/PUBH RTE 1.5	410128	SHIBA PJ	540		3 993,35
SUN/PUBH RTE 1.5	410146	JAZI M	465		4 695,34
SUN/PUBH RTE 1.5	410148	KUMKA MAHAL N	465		3 756,27
SUN/PUBH RTE 1.5	410149	NCOKWANA P	465		1 878,13
SUN/PUBH RTE 1.5	410157	XOKOZELANI LP	465		3 756,27
SUN/PUBH RTE 1.5	410415	PAPANI SS	465		3 756,27
SUN/PUBH RTE 1.5	410429	KALA N	601		1 063,05
SUN/PUBH RTE 1.5	410430	LUTSHETE B	601		885,88
SUN/PUBH RTE 1.5	470073	MBODLELA L	462		4 458,81
SUN/PUBH RTE 1.5	1450209	QOKOMISA T	625		1 753,18
SUN/PUBH RTE 1.5	1453400	BUSO FA	615		486,99
SUN/PUBH RTE 1.5	1453417	XOSEKA J	465		2 064,98

SECTION 52d REPORT FORTH QUARTER ENDED 30 JUNE 2023

ITEM DESCRIPTION	EMP CODE	NAME	DEPT	REFERENCE	MTD AMT
SUN/PUBH RTE 1.5	1463418	CEMBETHA M	618		2 629,77
SUN/PUBH RTE 1.5	1463420	MNGOBO NC	617		1 753,18
SUN/PUBH RTE 1.5	1463421	MADIKANE E	617		486,99
SUN/PUBH RTE 1.5	1463426	MTUNASE M	618		1 558,38
SUN/PUBH RTE 1.5	1463430	TUTSHANA NP	617		486,99
SUN/PUBH RTE 1.5	1463553	NGWAYINTABA NL	625		1 168,79
SUN/PUBH RTE 1.5	1463554	NTETE K	625		1 168,79
SUN/PUBH RTE 1.5	1463567	DUTYWA NF	462		4 238,98
SUN/PUBH RTE 1.5	1463574	STIM Z	465		1 708,22
SUN/PUBH RTE 1.5	1463575	GAU A	465		1 708,22
SUN/PUBH RTE 1.5	1463598	MPONTSI B	462		1 033,58
SUN/PUBH RTE 1.5	1463599	JAVU S	462		1 550,37
SUN/PUBH RTE 1.5	1463600	MAGADLA C	462		1 033,58
SUN/PUBH RTE 1.5	1463603	BOZO A	623		1 033,58
SUN/PUBH RTE 1.5	1463606	MABHOKWE N	601		861,32
SUN/PUBH RTE 1.5	1480053	GABAYI ZE	205		1 063,05
SUN/PUBH RTE 1.5	1480055	GONIWE N	205		1 063,05
SUN/PUBH RTE 1.5	1480072	ZONDI O	709		4 945,47
SUN/PUBH RTE 1.5	1480073	KHAFULAYO L	709		2 119,49
SUN/PUBH RTE 1.5	1483454	MADZIDZELA L	623		2 631,68
TOTAL					1 222 715,34

PART FOUR ASSET MANAGEMENT

9.1. FUEL CONSUMPTION

Directorate	JULY 2022	AUG 2022	SEPT 2022	OCT 2022	NOV 2022	DEC 2022	January 2023	February 2023	March 2023	April 2023	May 2023	June 2023
B.T.O.	R21 671,65	R22 217,10	R32 636,80	R27 573,80	R31 719,10	R31 688,60	R49 703,50	R28 627,60	R35 637,00	R31 119,97	R19 126,35	R19 225,90
Community Services	R284 855,95	R440 874,00	R326 729,70	R351 128,70	R471 661,30	R399 634,80	R431 938,10	R399 578,80	R482 165,50	R302 310,60	R210 178,23	R290 678,90
Corporate Services	R0,00	R1 266,30	R1 093,90	R0,00	R0,00	R0,00	R0,00	R0,00	R0,00	R0,00	R0,00	R0,00
Infrastructure	R624 448,20	R681 988,10	R804 717,00	R1 113 458,30	R837 794,50	R921 818,40	R828 234,10	R837 126,30	R872 380,20	R451 063,80	R451 411,78	R721 553,58
Council and Executive	R51 353,15	R53 855,00	R55 734,80	R51 923,20	R48 173,80	R48 231,90	R55 449,30	R51 231,94	R61 977,73	R46 643,85	R26 123,40	R27 487,15
FED	R5 340,35	R4 338,90	R16 162,80	R10 135,30	R8 978,70	R7 639,00	R4 299,60	R9 410,50	R4 627,50	R104 006,80	R6 112,90	R3 698,75
Public Safety	R127 077,05	R141 055,50	R135 075,60	R113 950,80	R131 429,60	R171 959,60	R141 659,10	R125 568,50	R144 431,00	R132 512,50	R111 481,81	R105 238,10
Human Settlement	R10 052,80	R0,00	R0,00	R0,00	R0,00	R0,00	R0,00	R0,00	R0,00	R0,00	R0,00	R0,00
Totals	R1 124 799,15	R1 345 594,90	R1 372 150,60	R1 668 170,10	R1 539 757,00	R1 580 972,30	R1 511 283,70	R1 451 543,64	R1 601 218,93	R1 067 657,52	R824 434,47	R1 167 882,38

9.2. REPAIRS AND OIL EXPENSES

REPAIRS AND OIL EXPENSES FOR THE FORTH QUARTER												
Directorate	Apr-23			May-23			Jun-23					
	OIL	REPAIRS		OIL	REPAIRS		OIL	REPAIRS		OIL	REPAIRS	
Executive and Council												
Budget and Treasury		R35 399,21			R1 882 199,82			639 608,76				
Community Services												R40 648,52
Public Safety		R156,00			R196 595,60							
Infrastructure		R15 291 450,00			R10 559 112,83							R4 010 549,15
Totals	R0,00	R15 327 005,21	R0,00	R12 637 908,25	R0,00	R4 690 806,43						

9.3. HIRING COSTS

Directorate	Jul-22	Aug-22	Sep-22	Oct-22	Nov-22	Dec-22	Jan-23	Feb-23	Mar-23	Apr-23	May-23	Jun-23
Executive and Council	R0,00	R16 682,00			R7 309,57	R27 600,00						R21 275,00
Budget & Treasury	R402 516,00		R179 020,80	R325 034,07	R891 234,87	R1 175 558,95	R452 471,96	R428 725,22	R1 299 841,82	R89 713,57	R870 449,11	R296 410,61
Community Services	R22 500,00	R36 141,17	-R22 500,00				R1 800,00	R2 400,00				
Infrastructure		R314 911,99										R4 200,00
Totals	R425 016,00	R367 735,16	R156 520,80	R325 034,07	R898 544,44	R1 203 158,95	R454 271,96	R431 125,22	R1 299 841,82	R89 713,57	R874 649,11	R317 685,61

9.4. REPORT FOR PROPERTY, PLANT AND EQUIPMENT

30 June 2023- PPE REPORT

Class of assets	Cost		Accumulated Depreciation		Carrying Value	
	Opening Balance @01/07/2022	Closing Cost at 31 May 2023	Opening Balance @01/07/2022	Closing Acc Depr.	Carrying Value 30 JUNE 2023	Carrying Value 01/07/2022
Investment properties	R336 204 880,00	R336 204 880,00	R0,00	R0,00	R336 204 880,00	R336 204 880,00
Land	R286 558 281,00	R286 558 281,00	R0,00	R0,00	R286 558 280,91	R286 558 280,91
Buildings	R390 754 890,00	R390 754 890,00	R109 895 389,00	R9 340 799,21	R271 518 701,79	R280 859 501,00
Infrastructure Assets	R3 173 189 512,00	R3 173 189 512,00	R2 056 647 812,00	R104 691 866,00	R2 161 339 678,00	R1 011 849 834,00
Community Assets	R392 799 223,00	R392 799 223,00	R136 019 156,00	R16 219 354,00	R240 560 713,00	R256 780 067,00
Other Assets	R1 382 041,00	R55 896 233,00	R2 403 286,00	R2 859 927,00	R25 773 636,00	R27 432 156,00
WIP	R166 960 703,39	R296 792 798,29	R0,00	R0,00	R296 792 798,29	R3 201 000,00
Specialised vehicles	R177 446 676,00	R180 640 558,00	R117 560 369,00	R20 850 262,00	R42 229 927,00	R59 886 325,00
Intangibles	R4 011 825,00	R4 011 825,00	R2 834 474,00	R1 009 877,00	R167 474,00	R1 177 351,00
Heritage Asset	R3 201 000,00	R76 099 118,62	R0,00	R0,00	R79 300 118,62	R3 201 000,00
	R4 985 962 432,39	R210 507 136,52	R321 250,00	R5 196 148 318,91	R2 450 360 486,00	R154 972 085,21
					R140 616,00	R140 616,00
					R2 605 191 955,21	R2 590 956 363,70
					R2 371 842 260,91	R2 371 842 260,91

PART FIVE SUPPLY CHAIN MANAGEMENT

1. PURPOSE

To report to Municipal Council on the Implementation of the Supply Chain Management for the Quarter ending 30 June 2023

2. AUTHORITY

- Section 217 of the Constitution of the Republic of South African Act 108 of 1996
- Section 110 of the Municipal Finance Management Act, No. 56 of 2003.
- Section 32 Municipal Systems Act 32 of 2000
- Municipal Supply Chain Management Regulations of 2022
- Supply Chain Management Policy
- Local Government Framework for Infrastructure Delivery and Procurement Management Policy

3. LEGAL / STATUTORY REQUIREMENTS

The Local Government: Municipal Finance Management Act, no 56 of 2003 (MFMA), requires the municipality to have and implement a Supply Chain Management (SCM) Policy which gives effect to the provisions of Chapter 11 of the Act that deals with 'Supply Chain Management'.

Municipal Supply Chain Management is further mandated to be in line with the Municipal Supply Chain Management Regulations which were promulgated on the 30 May 2005.

Although the MFMA prohibits a Councillor from being a member of a bid committee or any other committee evaluating or approving quotations or tenders, Council has an oversight role to ensure that the accounting officer implements all supply chain management activities in accordance with this policy. For the purposes of such oversight, Council's Supply Chain Management Policy,

Paragraph 6 (2)(a)(1) of the Municipal Supply Chain Management Regulations requires that the accounting officer must

"Within 30 days of the end of each Quarter, submit a report on the implementation of this policy or of any municipal entity under its sole or shared control, to council"

4. BACKGROUND/REASONING

The Accounting Officer has the responsibility of facilitating the process of awarding tenders to successful bidders, within the legal framework, and the responsibility of reporting to Council on tenders awarded based on the above-mentioned paragraph quoted from the Supply Chain Management Regulations, hence this report has been prepared.

5. Oversight role of council

The Council must maintain oversight over the implementation of this Policy and for the purpose of such oversight the accounting officer must within 30 days of the end of each quarter, submit a report on the implementation of the Supply Chain Management Policy to the Council of the municipality in terms of paragraph 8(3)(a) of the Policy.

6. Supply Chain Management (SCM) Policy

The objectives of the Policy are:

- a) to give effect to section 217 of the Constitution of the Republic of South Africa by implementing a system that is fair, equitable, transparent, competitive and cost effective; and
- b) to comply with applicable provisions of the Municipal Finance Management Act including Municipal Supply Chain Management Regulations published under GN868 in Government Gazette 27636, 30 May 2005 and any National Treasury Guidelines issued in terms of the MFMA and regulations pertaining thereto.

7. Amendment of Supply Chain Management Policy

In terms of Paragraph 4(1) (b) of the Policy, the Accounting Officer must, when considered necessary, submit proposals for the amendment of the Supply Chain Management Policy.

As part of the annual budget policy review, the 2022/23 SCM policy was submitted to Council for consideration and approval on 31 May 2022 and was implemented with effect from 01 July 2022.

8. Supply Chain Management Unit

The Supply Chain Management Unit is headed by the General Manager SCM and operates under the direct supervision of the Chief Financial Officer.

The structure of the SCMU covers the following disciplines within Supply Chain Management:

SCM Elements	Procurement thresholds
Demand Management	Demand Planning and Specifications
Acquisition Management	Procurement of Goods & Services
Three quotation system	R2001 up to R30 000
Formal Written Quotation	R30 001 up to R200 000
Competitive Bidding	R200 001 and above
Contract Management and performance	Monitoring the performance of contracts
	Review and update contract management

The staff complement in the SCMU consists of a total of 10 officials.

9. Contract Management

Contracts Management Unit is attached within Legal services but seconded in the SCM unit

SECTION 52d REPORT FORTH QUARTER ENDED 30 JUNE 2023

The following table illustrates the list of awards registered in the system for the quarter ending 30 June 2023:

Number of awards above R200 000	15	4 339 114.00
RFQ's awarded above R30 000	12	R 1 958 225.00
Three Quotation System	82	R 1 200 574.16
Deviations	12	R 760 756.00

10. Milestones attained in Contract Management:

- a) Contract Management has been incorporated in the SCM Policy that has been previewed, amended and adopted by council on **31 May 2023**. The policy gives effect to section 116 of the MFMA and to support SCM functions and regulations.

11. Training of SCM Officials

Competency Levels of the Supply Chain Management Unit

The Municipal Regulations on Minimum Competency Levels requires certain General Competency Levels for Officials Involved in the Implementation of the Supply Chain Management Policy.

Due to financial constraints KSD Supply Chain Management staff is currently attending trainings offered by Provincial Treasury and National Treasury in the 2022/3 financial year as well as in house training.

12. Miscellaneous Training & Education

KSD Municipality attends the quarterly SCM Forums, scheduled by Provincial Treasury. SCM issues are discussed at these meetings.

Below is a training attended by officials in the SCM Unit:

#	Description
1.	SCM Forum
2.	Roll out of the PPR 2022

13. The Delegation of Supply Chain Management Powers and Duties

Council has duly delegated the implementation of the Supply Chain Management Policy to the Accounting Officer who is responsible for taking all reasonable steps to ensure that proper mechanisms and separation of duties are in place in the Supply Chain Management System in order to minimize the likelihood of fraud, corruption, favouritism and unfair and irregular practices.

To aid the Accounting Officer in this responsibility, Council has adopted a Delegations of Powers and Duties Policy which assists in maximising the administrative and operational efficiency and is reviewed annually.

Demand Management

Demand Management is an interactive process to determine the demand levels required to meet the municipality's objectives. These objectives are reflected in the municipality's Integrated Development Plan (the 'IDP'), which is a comprehensive strategy document setting out how the municipality intends to address the development challenges in a specific

SECTION 52d REPORT FORTH QUARTER ENDED 30 JUNE 2023

financial year.

The SCM Unit has, with support by the Accounting Officer and the Chief Financial Officer implemented SCM via a Procurement Plan (PM) as a strategic tool in order to implement the budget. The PM assists the SCM Unit with the planning of tender processes and user departments with the planning of the execution and timely completion of projects in alignment with performance targets in the Service Delivery and Budget Implementation Plan.

The Procurement Plan for the 2022/23 financial year actively promotes and determined to enhance the procurement management process in procuring goods and services. The SCM Unit submits reports to the Management Committee on a monthly basis to measure the success of the implementation of Procurement Plan.

Acquisition Section

The Acquisition Section is specifically tasked to perform all procurement related activities for the procurement of goods and services with a value up to R30 000 as well as the issuing of orders for procurement with higher values.

The following table illustrates the number of orders and appointment letters being managed by the Supply Chain Management Unit, during the 2022/23 of the first quarter. This is a positive indication of procuring of goods and services in a more effective and efficiently way.

Commitments embark on during the quarter ending 30 JUNE 2023:

Three Quotation System	82	R 1 200 574.16
Number of awards above R200 000	15	R 4 339 114.00 plus rates
RFQ's awarded above R30 000	12	R1 958 225.00
Deviations	12	R 760 756.00

Hiring of Vehicles and Travelling and Accommodation

Travelling and accommodation for Quarter 3 (2022/23 FY) amounts to R1 806 281.41 and for Quarter 4 (2022/23 FY) amounts to 1 875 513.60 The expenditure of travelling has gone up by 3.6%

14. Preferred Suppliers Database

In terms of Supply Chain Management Policy, the Accounting Officer is required to keep a list of accredited prospective providers of goods and services, Central Supplier Database (CSD). In terms of the municipality's legislative requirement, interested suppliers were invited to register/update details on CSD this was done through an advert which was published in July 2022. KSD has further allocated an official that assists service providers with CSD registration process and related enquiries.

15. Bid Committee System

The Bid Committee system for competitive bids has been actively applied within the municipality. The bid committee system includes a Bid Specification, Bid Evaluation as well as a Bid Adjudication Committee. These committees have been properly constituted and duly appointed and delegated by the Accounting Officer in order to execute the mandates of each of the committees.

All procurement of goods and services with a value above R 200 000 are procured by way of

SECTION 52d REPORT FORTH QUARTER ENDED 30 JUNE 2023

competitive bidding processes, via the bid committee system.

Bids recommended by the Bid Adjudication Committee

The bids that were recommended by the Bid Adjudication Committee in terms of the SCM Policy and the Preferential Procurement Policy for quarter ending 30 June 2023 are attached as Annexure B.

Procurement Function	2022/23
Bids Processed	15
Estimated Value of Awards (R)	4 339 114.00 plus rates

Deviations and Minor Breaches from Procurement Processes

The Supply Chain Management Policy states in Paragraph 36(1) (a):

“The accounting officer may dispense with the official procurement processes established by this policy and may procure any required goods or services through any convenient process, which may include direct negotiations, but, amongst others, only

- i. in an Emergency
- ii. if such goods or services are produced or available from a single provider only.
- iii. for the acquisition of special works of art or historical objects where specifications are difficult to compile.
- iv. Acquisition of animals for zoos or
- v. in any other exceptional case where it is impractical or impossible to follow the official procurement processes”
- vi. Such goods or services have already been acquired by the Municipality from a specific supplier or service provider and subsequent maintenance, amendments, or modifications by other suppliers or service providers are prohibited, restricted or impossible because of guarantee, legal, licensing or such other requirements, or it will be impractical or uneconomical to acquire additional similar goods or services from another supplier or service provider
- vii. Expanded Public Works Programme (EPWP) learnership projects which have been identified and registered as such.

Accounting Officer approved 12 deviations during Quarter 3 of 2022/23 financial year to the value of almost **R 573 213.50**

SCM Policy	Description	2022/23
Clause 36(1)(a)(ii)	Sole Supplier	09
Clause 36(1)(a)(v)	Impractical or impossible	03
		12

Minor Breaches

The Supply Chain Management Policy states in Clause 44(2) that the Accounting Officer may consider ratifying any minor breaches of the procurement processes by an official or committee acting in terms of delegated powers or duties which are purely of a technical nature.

SECTION 52d REPORT FORTH QUARTER ENDED 30 JUNE 2023

The Accounting Officer did not approve any minor breaches of the Supply Chain Management Policy for the quarter ending 31 June 2023.

Irregular Expenditure- MFMA Section 32

Irregular Expenditure is defined as expenditure incurred in contravention of the Municipal Financial Management Act, Municipal Systems Act, and Public Office-Bearers Act of the Municipality's Supply Chain Management Policy.

In terms of Section 32(4) of the MFMA the Executive Mayor, the MEC for Local Government and Auditor-General must be informed of all possible irregular expenditure incurred by the municipality.

In terms of this, a register of cases of irregular expenditure identified in the quarter ending 31 June 2022 is attached as Annexure D, however, there has been no irregular expenditure incurred for the period in question.

ANNEXURE A: Register of awards made through three quotation system (R2,000 – R30,000 Vat incl) for the Q4 ending 30 JUNE 2023

NO	Order Date	Order No.	Supplier Name	Description	Amount	Department	BEE Level	Black Owned %	Women %	Gender M/F	Youth(Y/N)	Military	Disability
1.	20230404	29737	Azania placement specialists	Vetting of 36 candidates	24755,00	Corporate Service	1	100	0	M	Y	N	N
2.	20230404	29738	Ore et Lebora	Ploughing 14 hectors	29820,00	Planning And Development	1	100	100	M	Y	N	N
3.	20230418	29752	GEBS and ZIZI trading enterprise	Request for catering for KSD summit	29100,00	Planning And Development	1	100	100	F	N	N	N
4.	20230418	29753	Ithuba Lamajola trading	Request for catering for KSD summit	29100,00	Planning And Development	1	100	100	F	Y	N	N
5.	20230412	29759	Athazola tours trading enter.	Request for transport to Alfred Ndzo wellness	6600,00	Corporate Service	1	100	0	M	N	N	N
6.	20230418	29760	Milatha trading enterprise	Catering for APAC meeting on 20.04.2023	7840,00	Executive Council	1	100	100	F	N	N	N
7.	20230418	29763	Gunds (PTY) ltd enterprise catering for KSD cooperative summit	Request for catering for cooperative summit	14500,00	Planning And Development	1	100	100	F	N	N	N
8.	20230418	29765	Skhulush1 transport	Request for transport summit	19448,00	Planning Soc Ec Dev	1	100	0	M	Y	N	N
9.	20230424	29767	Shelton trading enterprise cc	Tools of trade	5586,85	Human Settlement	1	100	0	M	N	N	N
10.	20230425	29768	Libu trading enterprise	Catering for ordinary council sitting on the 26th of April 2023 ©	21600,00	Executive Council	1	100	100	F	N	N	N

NO	Order Date	Order No.	Supplier Name	Description	Amount	Department	BEE Level	Black Owned %	Women %	Gender M/F	Youth(Y/N)	Military	Disability
11.	20230425	29769	Oona suppliers	Request for office equipment	2359,00	Budget And Treasury	1	100	100	F	N	N	N
12.	20230412	29770	Kungawu-ithandle trading (PTY) ltd	Whipery catering	3600,00	Executive Council	1	100	100	F	N	N	N
13.	20230502	29775	MP media entertainment	Procurement of a catering services	7 200,00	Executive Council	1	100	0	M	Y	N	N
14.	20230504	29776	Thembuland gas (PTY)ltd	Procurement of a fuel	29 983,47	Budget and treasury	N/A	0	0	M	N	N	N
15.	20230504	29777	Voitex Mithatha	Supply and delivery of Multipugs	2 749,44	Budget and treasury	1	39,62	15	M, F	Y	N	N
16.	20230508	29783	NRG office solutions	Procurement of Toners for DLTC	19 077,76	Public Safety	2	51	26	M, F	Y	N	N
17.	20230508	29784	Platinum suppliers	Procurement of Road marking paint	27 743,75	Public Safety	N/A	100	100	F	N	N	N
18.	20230508	29785	Bonnie Lutho trading	Catering of the records workshop	11 240,00	Corporate Service	1	100	100	F	N	N	N
19.	20230509	29786	Lithotech	Procurement of Toners	23 040,00	Public Safety	1	30,42	16,71	M, F	N/A	N/A	N/A
20.	20230510	29790	Copy world	Supply and deliver of backpacks for laptop	6 033,60	Infrastructure	2	51	0	N/A	N	N	N
21.	20230505	29792	Combo and sons transport	Transportation to attend fur	4 200,00	Infrastructure	1	100	0	M	N	N	N
22.	20230512	29800	Anwaba trading	Catering for women's	7 200,00	Executive Council	1	100	0	M	N	N	N

NO	Order Date	Order No.	Supplier Name	Description	Amount	Department	BEE Level	Black Owned %	Women %	Gender M/F	Youth(Y/N)	Military	Disability
				caucus committee									
23.	20230516	29802	Key spirit trading 193 cc	Procurement of catering services	2 099,52	Executive Council	N/A	100	0	M	N	N	N
24.	20230516	29807	Wara business solutions	Procurement of catering services	9 360,00	Executive Council	1	100	0	M	Y	N	N
25.	20230516	29809	Key spirit trading 193 cc	Request for groceries	27 782,49	RED	N/A	100	0	M	N	N	N
26.	20230518	29810	Langeni supplies (PTY) ltd	Request for tools of trades	12 960,00	Corporate Service	1	100	0	F	N	N	N
27.	20230518	29811	Resilient servers and networks	Certificate renewal	21 447,00	Corporate Service	4	0	0	M	0	N	N
28.	20230519	N/A	City stationers	Request for asset tags	16 434,78	Budget and treasury	N/A	100	0	M	N	N	N
29.	20230505	29815	Big sky trading	Procurement of catering services	29 510,00	Executive Council							
30.	20230518	29816	Livvu cleaning security services	Catering for CSF	9 739,13	Public Safety	1	100	100	F	N	N	N
31.	20230522	29820	R.N.E holdings (PTY) ltd	Purchase of groceries	20 792,02	Executive Council	N/A	0	0	M	N	N	N
32.	20230523	29824	Arena holdings	Renewal imbizo ward mayoral subscription of Sunday times	4 132,17	RED	4	100	33,89	M, F	N	N	N
33.	20230523	29826	Kal'yakaya holdings (PTY)ltd	Request for welding equipment	29 744,20	Budget and treasury	1	100	0	M	N	N	N
34.	20230523	29827	Ubungcwele trading (PTY) ltd	Procurement of catering services	7 200,00	Human Settlement	1	100	100	F	Y	N	N

NO	Order Date	Order No.	Supplier Name	Description	Amount	Department	BEE Level	Black Owned %	Women %	Gender M/F	Youth(Y/N)	Military	Disability
35.	20230524	29829	Qam services and suppliers PTY (Itd)	Hiring of transport mayoral imbizu ward22	21 275,00	Executive Council	1	100	100	F	Y	N	N
36.	20230515	29836	Kwanda events supplies	Procurement of catering services	9 300,00	Executive Council	1	100	100	F	N	N	N
37.	20230526	29842	R.N.E holdings (PTY) ltd	Purchase of groceries ward 25 elderly	9 396,96	RED	N/A	0	0	M	N	N	N
38.	20230526	29844	Future for tomorrow	Lunch -packs	18 800,00	Executive Council	1	100	80	M, F	Y	N	N
39.	20230529	29845	RNE holdings (PTY) ltd	Groceries for outreach	26 556,89	Executive Council	N/A	0	0	M	N	N	N
40.	20230529	29846	RNE holdings (PTY) ltd	Groceries outreach 2	2 730,92	Executive Council	N/A	0	0	M	N	N	N
41.	20230601	29858	RV Geza Holdings	Catering IGR Stakeholder Forum	R 8 640,00	Planning and development	4	100	0	M	Y	N	N
42.	20230607	29860	R.N.E Holdings (Pty) Ltd	Purchase of grocery	R 9 396,96	Planning and development	N/A	0	0	M	N	N	N
43.	20230607	29861	R.N.E Holdings (Pty) Ltd	Purchase Of Groceries	R 9 090,89	Planning and development	N/A	0	0	M	N	N	N
44.	20230607	29862	World Focus 380	Basement Door	R 6 950,00	Community Service	N/A	0	70	M&F	N	N	N
45.	20230608	29869	Arena Holdings	Subscription Of Daily Dispatch	R 15 391,30	Planning and development	4	100	33,89	M, F	N	N	N
46.	20230609	29873	Acute Training Management Services	San10400 Training	R21 998,00	Corporate Service	1	100	100	F	N	N	N
47.	20230608	29877	Abo and Wara Trading Enterprise	Catering	R14 400,00	Executive Council	1	100	100	F	N	N	N
48.	20230609	29880	Thuthuka Office Supplies	Procurement Of Chairs	R22 850,00	Budget and Treasury	1	100	100	F	50	N	N

NO	Order Date	Order No.	Supplier Name	Description	Amount	Department	BEE Level	Black Owned %	Women %	Gender M/F	Youth(Y/N)	Military	Disability
49.	20230612	29888	Greenbrook's Cc	Stationery	R 10 919,13	Executive Council	2	51	51	M&F	N	N	N
50.	20230612	29890	Nizas Trading	Catering For Workshop Policy	R 29 120,00	Corporate Service	1	100	100	F	N	N	N
51.	20230613	29892	Camsec El Pty Ltd	Request For Procurement of Working Equipment	R 20 520,00	Infrastructure	2	51	30,49	M&F	N	N	N
52.	20230613	29893	City Stationers	New City Stationery	R 12 458,78	Executive Council	N/A	100	0	M	N	N	N
53.	20230613	29894	GSP Projects	Procurement Of Stationery And Mentees For ISDG	R 6 862,40	Infrastructure	1	100	0	M	Y	N	N
54.	20230614	29901	Lista Trading Enterprise	Catering Outer Boundary	R 21600,00	Executive Council	1	100	100	F	N	N	N
55.	20230613	29903	Ngcwangutita PTY LTD	Catering Public Participation	R 3 020,00	Executive Council	1	100	100	F	N	N	N
56.	20230615	29905	Zintle B Trading Enterprise	Catering Civic Education	R 21600,00	Executive Council	1	100	100	F	N	N	N
57.	20230615	29908	Buco Hardware - Garden Tools	Hardware - Garden Tools	R 10141,10	Community Service	8	0	0	m	N	N	N
58.	20230620	29912	NRG Office Solutions	Purchase Of Stationery (Ream Papers)	R 1 847,82	Executive Council	2	51	26	M, F	Y	N	N
59.	20230620	29914	Yola Mivuyo	Catering For Councilors Training	R 22400,00	Executive Council	1	100	100	F	N	N	N
60.	20230621	29915	R,N,E Holdings (Pty) Ltd	Request For Grocery List for Spaza	R 13304,49	Planning and development	N/A	0	0	M	N	N	N

NO	Order Date	Order No.	Supplier Name	Description	Amount	Department	BEE Level	Black Owned %	Women %	Gender M/F	Youth(Y/N)	Military	Disability
61.	20230622	29918	Lithotech	3part A4 Leave Books	R 24900,00	Corporate	1	30,42	16,71	M, F	N/A	N/A	N/A
62.	20230622	29919	Lithotech	Billing Envelops	R 24375,00	Fin Asset	1	30,42	16,71	M, F	N/A	N/A	N/A
63.	20230622	29920	Break Even 1388 Cc	Catering For Councilors Training	R 11200,00	Executive Council	N/A	100	100	F	N	N	N
64.	20230626	29921	Lwazi Temo Holdings	Cups And Saucers	R 7 018,40	Community Service	1	100	0	M	Y	N	N
65.	20230626	29924	2u Get smarter (Us)	PSFR Short Course	R 8 278,26	Fin Asset Management	N/A	100	N/A	N/A	N/A	N/A	N/A
66.	20230613	29928	Miatec Trading Enterprise	Catering For Visitors from Mpumalanga from 14th To The 15th Of June 2023	R 14280,00	Corporate Service	1	100	60	M&F	40	N	N
67.	20230626	29930	Copy world	Billing Envelopes	R 25980,00	Fin Asset Management	2	51	N/A	N/A	N/A	N/A	N/A
68.	20230626	29933	Wara Business Solutions	Catering For GBV Awareness Campaign at Sikhobeni Mganduli	R 14400,00	Planning and development	N/A	100	0	M	Y	N/A	N/A
69.	20230626	29936	Koti Smart Solutions	Catering For GBV Awareness Campaign at Sikhobeni Mganduli	R 14400,00	Planning and development	N/A	100	100	F	Y	N	N
70.	20230628	29937	Ilingeletu Investments	Tables For Ordinary Council Sitting on The 30th Of June 2023 @ Ward 02 Ikwezi	R 5 400,00	Executive Council	1	100	0	M	N	N	N

NO	Order Date	Order No.	Supplier Name	Description	Amount	Department	BEE Level	Black Owned %	Women %	Gender M/F	Youth(Y/N)	Military	Disability
71.	20230628	29938	Mabonvini Trading Enterprise	Catering For Ordinary Council Sitting on The 30th Of June 2023 @ Ward 02 Ikhwezi Community Hall	R 21600,00	Executive Council	1	100	100	F	N	N	N
72.	20230628	29941	Sosi Caterers	Catering For Community Safety Audit	R 5 350,00	Public Safety	1	100	100	F	N	N	N
73.	20230628	29942	Arch Actuarial Consulting Award	Long Service Award	R19 200,00	Budget and treasury	2	51	0	M	N	N	N
74.	20230628	29943	Acute Training Management Services	Request For ISDG Mentees to Attend Sans Training at 10400 Sandton, Gauteng	R 30000,00	Infrastructure	1	100	100	F	N	N	N
75.	20230628	29946	Imizamo Yamamiya (Pty) Ltd	Catering For Forum at Mqanduli and Mithatha	R 10164,00	Executive Council	1	100	0	M	Y	N	N
76.	20230628	29948	Misra And Kanyi Multi Traders	Catering For Forum at Mithatha and Mqanduli	R 3 156,00	Executive Council	1	100	100	F	N	Y	N
77.	20230628	29951	Sinobuhle Trading Enterprise	Catering For Initiative Forum	R22 092,00	Executive Council	N/A	100	0	M	N	N	N
78.	20230629	29952	Aboch Electrical and Constructors	Request for Quotations for Supply,	R 28588,64	Community Services	N/A	100	0	M	Y	N	N

NO	Order Date	Order No.	Supplier Name	Description	Amount	Department	BEE Level	Black Owned %	Women %	Gender M/F	Youth(Y/N)	Military	Disability
79.	20230630	29954	AAA Consumables	Delivery and Installation of Boards Signage	R 3 430,00	Community Service	2	51	51	F	N	N	N
80.	20230630	29955	Aminachem Pty (Ltd)	Request For Procurement of Latex Gloves	R 3 913,04	Infrastructure	1	100	0	M	N	N	N
81.	20230630	29956	Intuthwane Solutions (Pty) Ltd	VIP Flushing Toilets for Policy Workshop	R 4 500,00	Corporate Service	1	100	0	M	N	N	N
82.	20230630	29958	Millenium Delta Computers	Loud Hailer	R 3 800,00	Executive Council	1	100	0	M	N	N	N
R1 200 574,16													

ANNEXURE B: Register of awards made through competitive bidding process (Above R200,000 Vat incl) for the quarter ending 30 JUNE 2022.

No	Tender operating register book	Description per tender	Contract awarded to	Tender amount per document	Commence date per appointment letter	End date	Locality	Contact Number	BEE LEVEL	Black owned %	Wom en %	Gender M/F	Youth Y/N	Military	Disabled	
1	SCM 019-2022-23	Supply and Delivery of Hundred (100) Concrete Bins	Ayabona Construction & Projects	R190 900.00	30/03/2023	30/03/2023	East London	079 595 3143	1	100	90	F/M	No	No	No	
2	SCM 007-2022-23	Panel of 3 service providers for supply and delivery of computers	Bubede Multi Services	Rates tender	21/04/2023	21/04/2023	King Williams Town	072 474 6620	1	100	100	Female	No	No	No	
3	SCM 018-2021-22	Supply and Delivery of Ten (10) Refuse removal skip bins	Mazocorp PTY LTD	R3 50 000.00	30/03/2023	30/03/2023	East London	073 911 2112	1	100	0	Male	No	No	No	
							SMS ICT CHOICE	079 891 2112	1	100	0	Male	No	No	No	
4	SCM 030-2022-23	Supply and Delivery of Agricultural inputs	HEED SA	R957 396.05	18/04/2023	18/04/2023	Mithatha	730 009 722	1	100	0	Male	No	No	No	
5	SCM 036-2022-23	Supply and Delivery of Tools and Equipment	Ore El Lebora	Rates tender	08/05/2023	08/05/2023	Mithatha	813 469 172	1	100	100	Female	Yes	No	No	
6	SCM 032-2022-23	Two Medical Practitioners	D.Ntanjana	Rates tender	08/05/2023	08/05/2023	Gauteng	872 659 333	1	100	100	Female	Yes	No	No	
							Glamaro									
7	SCM 029-2022-23	Procurement of Agricultural Mechanisation Support	HEED SA	Rates tender	08/04/2023	08/04/2023	Mithatha	730 009 722	1	100	0	Male	No	No	No	
8	SCM 011-2022-23	Panel of twelve (12) building contractors for provision	Sizakancane Trading Enterprise	Rates tender	02/05/2023	02/05/2023	Mithatha	781 953 610	1	100	100	Male	No	No	No	
9	SCM 025-2022-23	Inspection and Rehabilitation of Existing High Mast Acquiring civil Engineering mentor services	SNR Electrical	R3 381	08/06/2023	08/06/2023	Mithatha	713 240 188	1	100	0	Male	Yes	No	No	No
							Mithatha	870 737 244	1	100	30	M/F	No	No	No	No
							Mithatha	659 558 800	1	100	100	Female	No	No	No	No
							Mithatha	732 979 850	1	100	0	Male	No	No	No	No
							Mithatha	712 570 311	8	100	0	Male	No	No	No	No
							Kimberly	846 192 962	1	100	0	Male	No	No	No	No
10	SCM 039-2022-23	Acquiring civil Engineering mentor services	Renelwe Consulting	Rates tender	08/06/2023	08/06/2023	Kimberly	846 192 962	1	100	0	Male	No	No	No	
11	SCM 010-2022-23	Revamping of the king Sabata server room infrastructure	Abangula ICT Solution	Rates tender	08/06/2023	08/06/2023	Mithatha	8 371 944	1	100	0	Male	No	No	No	

No	Tender opening register book	Description per tender	Contract awarded to	Tender amount per document	Commence per appointment date	End date	Locality	Contact Number	BEE LEVEL	Black owned %	Wom en %	Gender M/F	Youth Y/N	Military	Disabled
12	SCM 040-2022-23	Acquiring Town planner Mentor Services	Renelwe Consulting	Rates tender	08/06/2023	08/06/2023	Kimberly	846 192 962	1	100	0	Male	No	No	No
13	SCM 003-2022-23	Supply and Delivery of civil Engineering Laboratory	Squard five	Rates tender	27/06/2023	27/06/2023	Mithatha	614 046 350	1	100	0	Male	No	No	No
14	SCM 013-2022-23	Supply and Delivery of shearing shed equipment	Tiba Investment	Rates tender	27/06/2023	27/06/2023	Libode	825 935 203	1	100	0	Male	No	No	No
15	SCM 028-2022-23	Fleet Branding	Yakar Global Investment	Rates tender	27/06/2023	27/06/2023	Mithatha	797 731 848	1	100	0	Male	No	No	No

ANNEXURE C: Register of deviations from the procurement processes for the quarter ending 30 JUNE 2023

NO	Order No	Date	Supplier Name	Order Description	Order Amount	Deviation No	Reason for Deviation	BEE Level	Black Owned %	Women %	Gender M/F	Youth(Y/N)	Military	Disability
1.	189	20230405	Driving license card	Fitting of driving license cards	R187,546.00	172	Driving license card account is the sole supplier	N/A	N/A	N/A	F	N	N/A	N
2.	192	20230504	Outdoor machine shop	Repairs maintenance of 02 slashers	R34258,00	176	strip and quote hence it is impractical to follow SCM processes	N/A	0	0	F	N	N	N
3.	194	20230510	Engineering council of south Africa	Request of payment for ECSA application	R3952,17	201	ECSA is the sole supplier	N/A	N/A	N/A	N/A	N/A	N	N
4.	195	20230510	Engineering council of south Africa	Request of payment for ECSA application	R 3952,17	202	ECSA is the sole supplier	N/A	N/A	N/A	N/A	N/A	N	N
5.	196	20230512	CIGFARO	Authorization to pay CIGFARO training	R 2608,70	252	CIGFARO is a sole provider	7	N/A	N/A	N/A	N/A	N	N
6.	197	20230515	Outdoor machine shop	Repairs maintenance of brush cutters	R7394,10	180	strip and quote hence it is impractical to follow SCM processes	N/A	0	0	F	N	N	N

NO	Order No	Date	Supplier Name	Order Description	Order Amount	Deviation No	Deviation Reason for	BEE Level	Black Owned %	Women %	Gender M/F	Youth(Y/N)	Military	Disability	
7.	198	20230518	Driving license card account	Printing of driving license	R168112,00	177	Driving license card account is the sole supplier	N/A	N/A	N/A	N/A	N/A	N/A	N/A	
8.	201	20230526	Nelson Mandela bay metropolitan municipality	Refreshers course for 12 traffic officers	R120000,00	181	Nelson Mandela bay metropolitan municipality is the sole supplier of these course	N/A	N/A	N/A	N/A	N/A	N/A	N/A	
9.	202	20230601	Government printing works	Request of gazetting of roads and street	R 8 772,17	98	Government printing works is the sole supplier	1	100	100	F	Y	N	N	
10	203	20230607	Engineering council of south Africa	Ntatiso - ECSA	R4 268,70	205	Payment of membership fees	1	N/A	N/A	N/A	N/A	N/A	N/A	
11	204	20230608	Government printing works	Gazette fence building section	R 22 807,65	255	Government printing works is the sole supplier	1	100	100	F	Y	N	N	
12	205	20230615	LexisNexis (PTY) ltd	Deeds dump	R197 087,84	175	They are the sole supplier of this function. Therefore, it is impractical to follow SCM processes	5	0	N/A	N/A	N/A	N/A	N/A	
TOTAL					R760 756,00										

ANNEXURE D: Register of Irregular Expenditure identified for the quarter ending 30 JUNE 2023

Register of Irregular Expenditure –identified in Quarter of 2023/ 2023.

No	Date of discover. Y	Date Reported to Accounting Officer	Date of payment	Payment voucher	Person Liable (Official or Bearer)	Person Liable (Official or Political Office Bearer)	Type of Prohibited Expenditure	Description of Incident	Status
1.	July 201 8	30 April 2023	23/04/2023	36349	R232232.55	Building of RDP houses - No specification committee	official	Irregular expenditure- Stedone Development	Reported to council
2.	July 201 8	31 May 2023	23 May 2023	36349	R2188282.42	Building of RDP houses - No specification committee	official	Irregular expenditure- Stedone Development	Reported to council
3.	July 201 8	31 May 2023	23 May 2023	36453	R638872.29	Building of RDP houses - No specification committee	official	Irregular expenditure- Stedone Development	Reported to council
4.	July 201 8	31 June 2023	23 June 2023	36515	R1217673.62	Building of RDP houses - No specification committee	official	Irregular expenditure- Stedone Development	Reported to council
					R4 277 060.88				

Abbreviations:

UI: Irregular expenditure Under investigation
 DP: Disciplinary process initiated against responsible person.
 CC: Criminal charges laid with SAPS
 TR: Transferred to receivables for recovery.
 P: Paid or in process of paying in instalments
 WO: Written-off by council as irrecoverable.

ANNEXURE E: Register of awards made through request for quotations system (31 000 -200 000) for the quarter ending 30 JUNE 2023

ITEM NO.	ORDER NO	SUPPLIER NAME	DATE	DESCRIPTION	AMOUNT	DEPARTMENT	BEE LEVEL	BLACK OWNED %	WOMEN %	GENDER M/F	YOUTH (Y/N)	MILI TAR ABILITY	DIS ABILITY
1	114	Lukhola aa investments (PTY) ltd	20230421	Request for supply and delivery for protective clothing	R138 720,00	Planning and development	1	100	100	F	N	N	N
2	115	MTM electronics	20230404	Request for cooperate branding material	R196700,00	Planning and development	1	100	0	M	N	N	N
3	131	Hatchful investment	20230504	Request to relocate CCTV cameras at fleet office	R199900,00	Budget and treasury	1	100	0	M	N	N	N
4	140	Outdoor machine shop	20230524	Supply and delivery of maintenance	R176943,65	Community Service	N/A	0	0	F	N	N	N
5	141	Kwazikwakhe trading	20230525	Supply and delivery of chain-saw blowers	R135 190,00	Community Service	1	100	0	M	N	N	N
6	146	Aludini PTY (LTD)	20230529	Washday equipment	R70 050,00	Budget and treasury	1	100	0	F	Y	N	N
7	149	Chic-chac business enterprise	20230530	Brush cutter machines	R150 960,00	Community Service	1	100	0	M	N	N	N
8	150	Ore et Lebora Earth free	20230608	Supply of bitumen for roads section 69	R198000,00	Technical services	1	100	0	M	N	N	N
9	151	Environmental consultancy	20230620	External environmental audits for 2 sites	R145242,33	Community service	1	100	0	M	Y	N	N
10	152	Cape to Cairo investments	20230621	Spaza shop support	R 173913,04	Planning and development	1	100	0	M	N	N	N
11	153	Enzokuhle enterprise	20230622	Calculations of landfill site	R199999,99	Community service	1	100	100	F	Y	N	N
12	155	Gov.pro. South Africa	20230629	Fair value of investment property	R 172608,70	Budget and treasury	1	100	100	M	N	N	N
				TOTAL	R 1 958 225								

LIST OF AWARDS Q4 OF 2022/23 FINANCIAL YEAR

No	Tender register book SCM No	Description per tender opening register	Contract awarded to	Tender amount per document	Duration per contract/ appointment letter	Commencement date per appointment letter	End date	Locality	BEE LEVEL	Black owned %	Women %	Gender M/F	Youth Y/N	Military	Disabled
1	030-	Supply and Delivery of Agricultural inputs	HEED SA	R957 396.05	Once-Off	18/04/2023	18/04/2023	Mithatha	1	100	0	Male	No	No	No
2	036-	Supply and Delivery of Tools and Equipment	Ore El Lebora		Three years	08/05/2023	08/05/2026	Mithatha	1	100	100	Female	Yes	No	No
3	032-	Medical Practitioners/Procurement of Agricultural Mechanisation Support	D.Ntanjana		Two Years	08/05/2023	08/05/2025								
4	029-	Procurement of Agricultural Mechanisation Support	HEED SA		Three Years	08/04/2023	08/04/2026	Mithatha	1	100	0	Male	No	No	No
5	011-	Panel of twelve (12) building contractors for provision of Jojocon Projects	Sizakancane Trading Enterprise		Three years	02/05/2023	02/05/2026	Mithatha	1	100	100	Male	No	No	No
								Mithatha	1	100	0	Male	No	No	No
								Mithatha	1	100	100	Female	No	No	No
								Mithatha	1	100	30	M/F	No	No	No
								Mithatha	1	100	0	Male	Yes	No	No
6	025-	Inspection and Rehabilitation of Existing High Mast	R3 381 718.00		Once-Off	08/06/2023	08/06/2023	Mithatha	8	100	0	Male	No	No	No
7	039-	Acquiring civil Engineering mentor services	Renelwe Consulting		Three Years	08/06/2023	08/06/2026	Kimberly	1	100	0	Male	No	No	No
8	010-	Revanping of the King Sabata server room Infrastructure	Abangula ICT Solution		Once-Off	08/06/2023	08/06/2023	Mithatha	1	100	0	Male	No	No	No
9	040-	Acquiring Town Planner Mentor Services	Renelwe Consulting		Three Years	08/06/2023	08/06/2026	Kimberly	1	100	0	Male	No	No	No
10	003-	Supply and Delivery of civil Engineering	Squad five Production		Two Years	27/06/2023	27/06/2025	Mithatha	1	100	0	Male	No	No	No

		Laboratory																	
11	013-2022-23	Supply and Delivery of shearing shed equipment	Tiba Investment	Rates tender	Two Years	27/06/22	27/06/25	Libode	1	100	0	Male	No	No	No	No	No	No	No
12	028-2022-23	Fleet Branding	Yakar Global Investment	Rates tender	Two Years	27/06/22	27/06/25	Mithatha	1	100	0	Male	No	No	No	No	No	No	No

Statistical Analysis

	Procurement threshold	Specific Goal	Beneficiaries in percentage
1.	Three procurements	Woman 51.23% Male 59.8 Youth 22% Military Veterans 1.2% Disabled 0%	
2.	7 days	Woman 33.33% Male 66.66% Youth 25% Military Veterans 0% Disabled 0%	
3.	Competitive Bidding	woman 40% Male 106.66% Youth 20% Military Veterans 0% Disabled 0%	
4.	Deviations	woman 41.66% Male 0% Youth 16.66% Military Veterans 0% Disabled 0%	

Unauthorized Expenditure



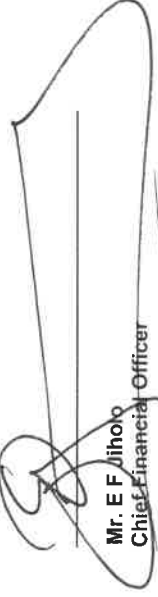

The unauthorized is not a final figure up until the AFS are finalized.

KSD LOCAL MUNICIPALITY													
CONSOLIDATED UNAUTHORISED EXPENDITURE REGISTER 2022/23 FINANCIAL YEAR													
PERIOD	DEPARTMENT / VOTE	CAPITAL	OPERATIONAL	DESCRIPTION	PAYMENT DATE	VOUCHER NO	DISCOVER SCM NO	DATE	PERSON RESPONSIBLE FOR THE EXPENDITURE	ACTION TAKEN	COMMENTS	EXPENDITURE WRITTEN OFF BY COUNCIL	BALANCE TO BE WRITTEN OFF BY COUNCIL
2022/23	Corporate services	-	2 979 599,20	Post Telecommunications and employee related costs	Jun-23	N/A	N/A	Jun-23	To be determined after MPAC investigation	To be reco	Awaiting MPAC recommendation	2 979 599,20	
2022/23	Community services	-	6 165 365,48	Employee related costs and general expenses	Jun-23	N/A	N/A	May-23	To be determined after MPAC investigation	To be reco	Awaiting MPAC recommendation	6 165 365,48	
2022/23	Executive and council	-	13 343 427,55	Legal fees, Council committee meetings and employee related costs	Jun-23	N/A	N/A	May-23	To be determined after MPAC investigation	To be reco	Awaiting MPAC recommendation	13 343 427,55	
2022/23	Public safety	-	28 971 039,72	Agency Services - Security, Employee related costs	Jun-23	N/A	N/A	May-23	To be determined after MPAC investigation	To be reco	Awaiting MPAC recommendation	28 971 039,72	
Total for June 2023											51 459 431,95		

Fruitless and Wasteful Expenditure

The fruitless and wasteful expenditure for the quarter at R-4 943 336.8 and is sitting at a negative due to the reversal of 9 million of interest by Eskom during the quarter.

SECTION 52d REPORT FORTH QUARTER ENDED 30 JUNE 2023

Prepared by:	 Mr. S. Mfobo Manager: Accounting
Reviewed by:	 Mr. D.D. Mkhokotho General Manager: Accounting and asset management
Submitted By:	 Mr. E F. Jiholo Chief Financial Officer
Recommended By:	 Mr. N. Pakade Municipal Manager

